

CITY OF CHICAGO 2011 MAYORAL TRANSITION REPORT



RICHARD M. DALEY, MAYOR



March 8, 2011

Dear Members of the Mayor-Elect Transition Team:

To assist you in your work and facilitate an efficient, effective, and transparent transition between my administration and that of Mayor-elect Emanuel, I directed my staff to prepare this report summarizing City department operations.

The document includes for each department:

- A narrative describing mission and core functions
- A summary of key services
- A budget and personnel summary and lists of major contracts, capital projects and employee unions
- Organization charts
- Performance measures
- List of City boards and commissions

It is an honor and privilege to serve the residents of our great City, and I know we share a mutual goal of ensuring that the transition of responsibility for governing our City is seamless for Chicago's residents, businesses and visitors.

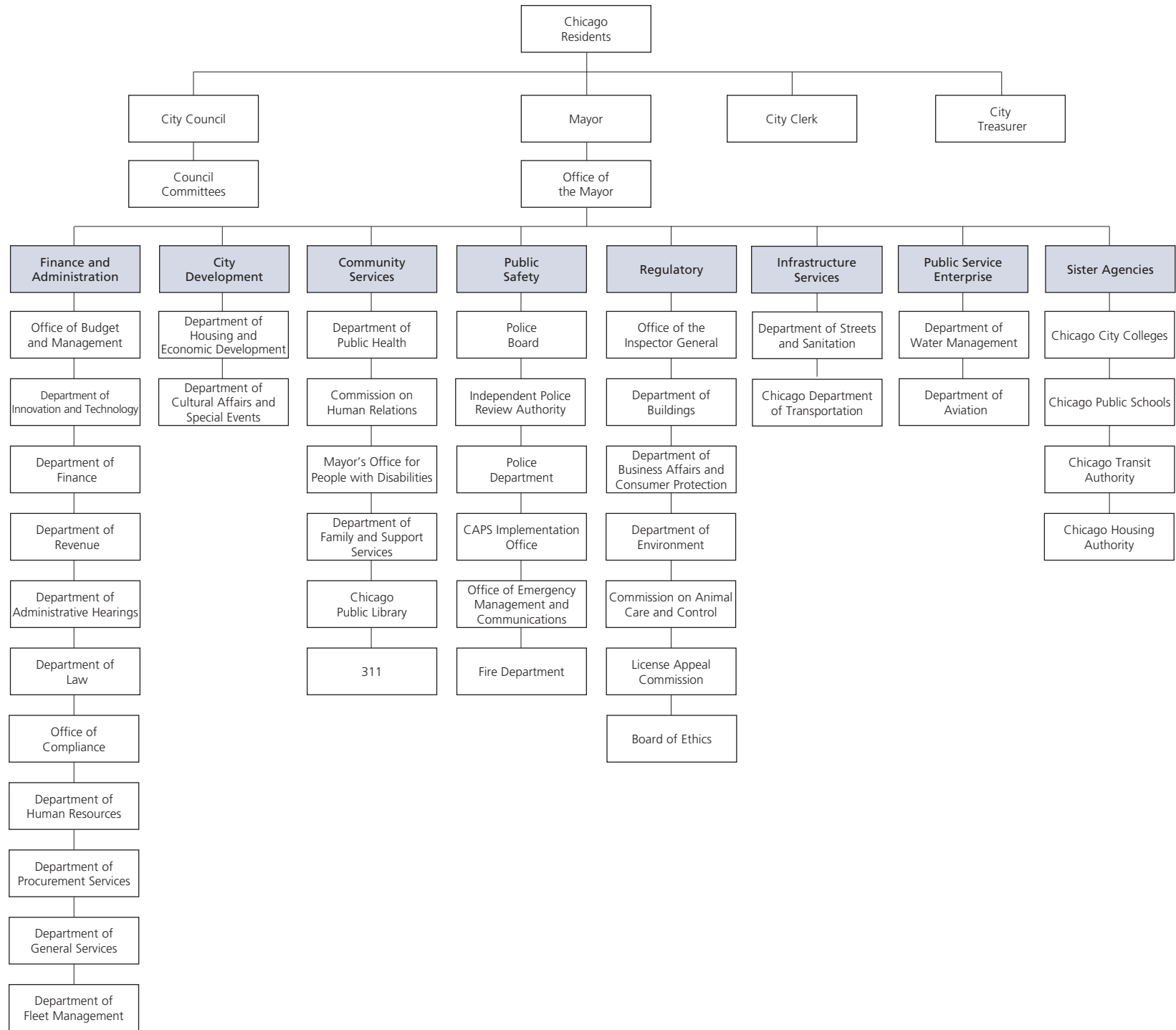
My staff and I look forward to working with you to ensure that we keep Chicago moving forward.

Sincerely,

A handwritten signature in black ink that reads "Richard M. Daley".

Richard M. Daley
Mayor







Office of the Mayor
Richard M. Daley
Mayor

News Release

April 14, 2011

Contact:

Mayor's Press Office
(312) 744-3334

Pete Scales, OBM
(312) 744-1821

MAYOR DALEY ANNOUNCES RETURN OF \$50 MILLION TO RESERVES

*City Needs \$50M Less from Parking Meter Funds to Close 2010;
Will Carry Over Largest Balance in Five Years; \$45M in Additional Savings in 2011*

Mayor Richard M. Daley announced today that thanks to favorable revenue results and reductions in expenditures at the end of 2010 the City will return \$50 million to the parking meter long-term reserves.

In addition, the City will carry over about \$45 million into 2011, a larger-than-budgeted unreserved fund balance, and the largest in five years. The Mayor also announced about \$45 million in savings already realized for the 2011 budget.

"It was always my intention to repay the reserves as the economy recovers," Daley said. "Today's announcement of returning \$50 million to the reserves is the first step towards that goal."

The total positive result from revenue sources and costs savings in the last quarter of 2010, compared to the estimates made in October, allows the City to return \$50 million to the parking meter reserves and carry a \$45 million year-end unreserved fund balance, the largest balance in five years.

2010 4Q Revenue and Savings

Since the budget projections were presented in the fall, the City realized \$16 million worth of additional savings from October through December thanks to the continuation of the hiring freeze, reductions in budgeted healthcare expenses and cuts in other non-personnel expenditures.

Daley said that City officials had written several letters urging the State Comptroller to speed up income tax distributions to municipalities. As a result, the State made two additional payments in 2010, adding \$32 million to the City's year-end revenue. The State had previously been three or four months delayed in the tax distributions.

In addition, the City benefited from the State's tax amnesty program, which generated approximately \$22 million in unbudgeted revenue at the end of 2010, he said.

In the last quarter of 2010, sales, hotel, lease and amusement tax receipts continued to perform slightly better than the City's conservative year-end estimates, and were up \$20 million.

City Hall, Room 502 121 North LaSalle Street Chicago, Illinois 60602
(312) 744-3334 FAX: (312) 744-2325

The closing of two large real estate transactions in December 2010 generated more unanticipated revenue compared to year-end estimates in the amount of approximately \$10 million.

Although it didn't impact the year-end fund balance, Mayor Daley also announced that overtime expenses in 2010 were \$23 million less than they were in 2009 and \$36 million less than 2008, thanks to the labor agreements with the trade unions and cost reductions in police and fire.

"While these revenue results and expense reductions are encouraging, they are by no means the total answer to our financial difficulties, Daley said. "Even with these results, we remain at 2004 revenue levels while operating a government which has 2011-level expenses."

"Let's remember that through 2011, our economically sensitive revenues are expected to experience a cumulative loss of about \$1 billion due to the recession," he said. "Chicago will continue to face these economic challenges for next several years, and we will be tested to continue providing the services our residents need and deserve."

Returning \$50 Million to Reserves

The City's original plan for fiscal year 2010 was to borrow \$250 million from the parking meter long-term reserve.

"Again, this isn't something that we wanted to do. But Mayor Daley felt that is wasn't right to ask people to pay more taxes at the same time that when so many were struggling to get by," said Budget Director Eugene Munin. "We continued to work hard at cutting expenses and instituting more management efficiencies and improvements."

Then last July, the City announced that due to a number of expense reductions and management improvements, that it would borrow \$60 million less. At the end of the year, the City borrowed \$190 million to close the remainder of the 2010 budget gap – which was once projected at \$520 million.

Daley said that thanks to these favorable revenue revenue and savings which were accounted for after the end of the year, the City returned \$50 million to the parking long-term reserve on Wednesday. That action will leave more than \$125 million in the parking meter reserves at the end of this year under the current budget plan.

"And if the positive revenue trends continue – along with these expense reductions and any additional savings realized this year – the City may need to borrow even less from reserves at the end of 2011 than the \$120 million we had budgeted," Daley said.

Year-end Fund Balance

Although the audit of these numbers is still underway, the City currently estimates to carry over into 2011 about \$45 million in a year-end unreserved fund balance.

That is much more robust than the \$9.4 million originally budgeted, and it will be the highest carry-over balance in five years, Daley said.

2011 Revenue and Savings

Daley said the City is already seeing some significant additional savings through management initiatives in 2011 and anticipates saving nearly \$45 million in the budget, including:

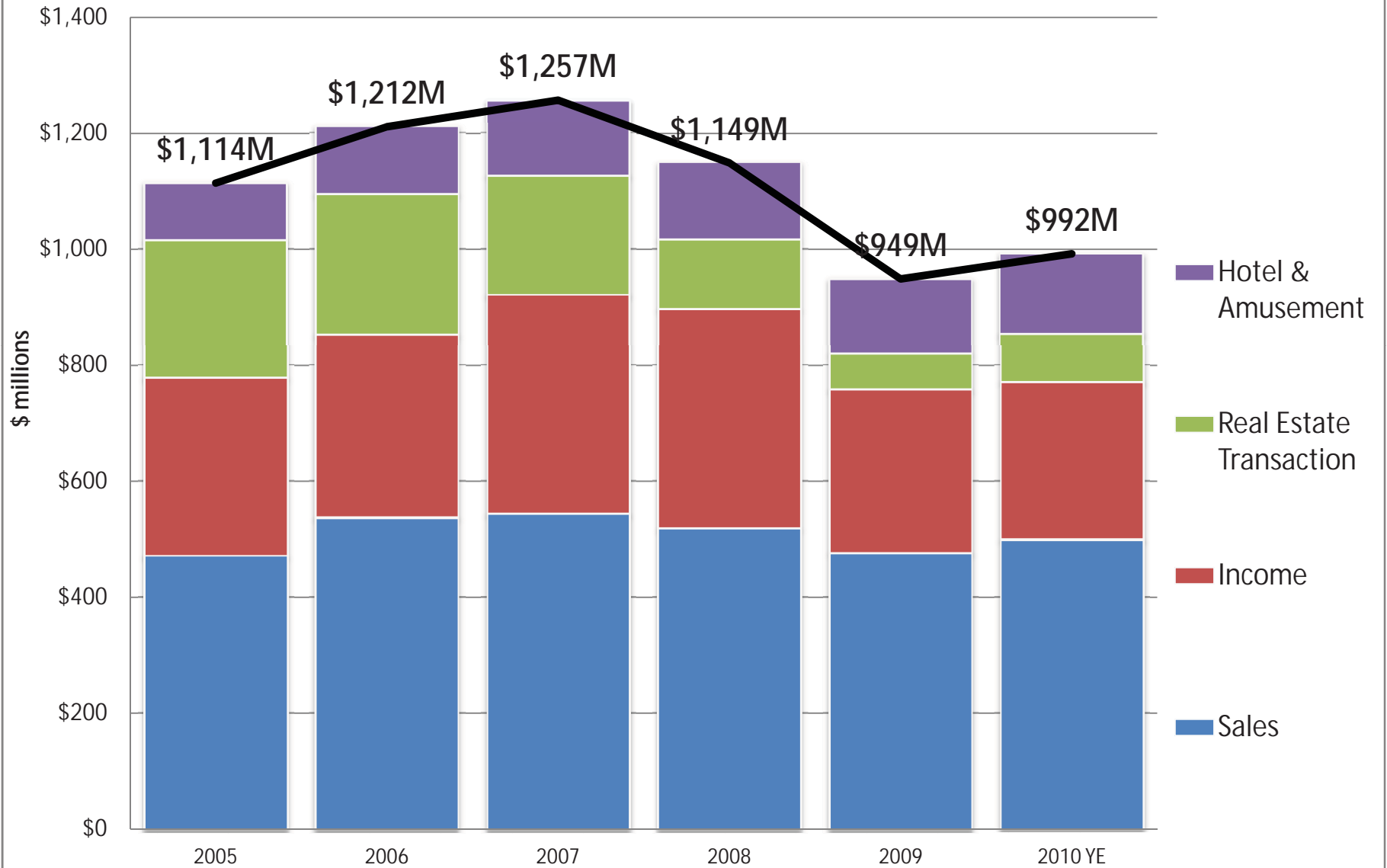
- \$25 million in healthcare savings;
- \$15 million in hiring freeze savings;
- \$4.7 million in savings due to having only 14 run-off elections, rather than the budgeted citywide run-off election.

In addition, Daley said the City closed on an agreement with DePaul University this quarter by vacating underused office space in the DePaul Center and receiving a buy-out payment of \$4.9 million. The closing of that transaction was anticipated in the 2011 budget.

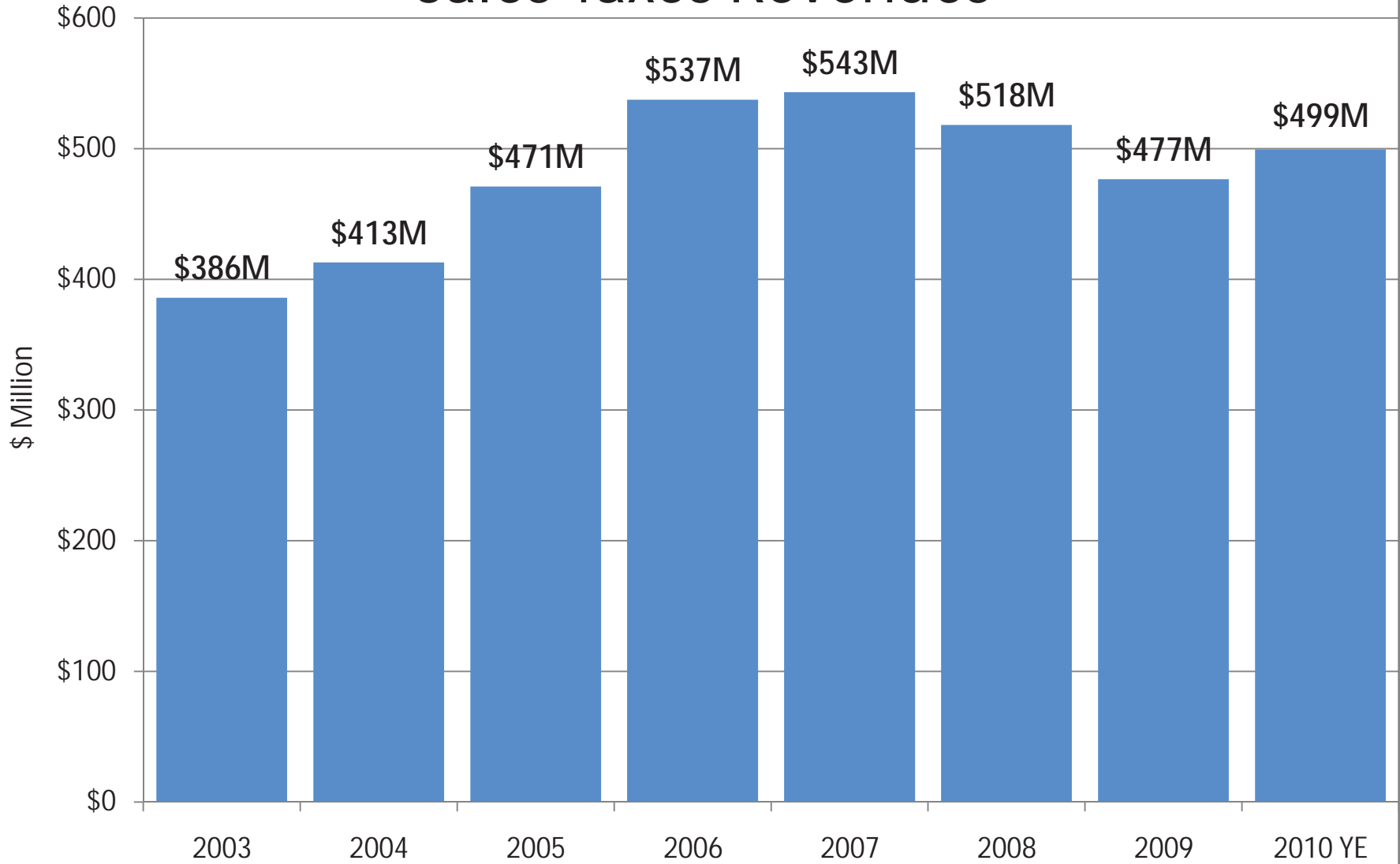
###

Economically Sensitive Revenues: 2005 - 2010

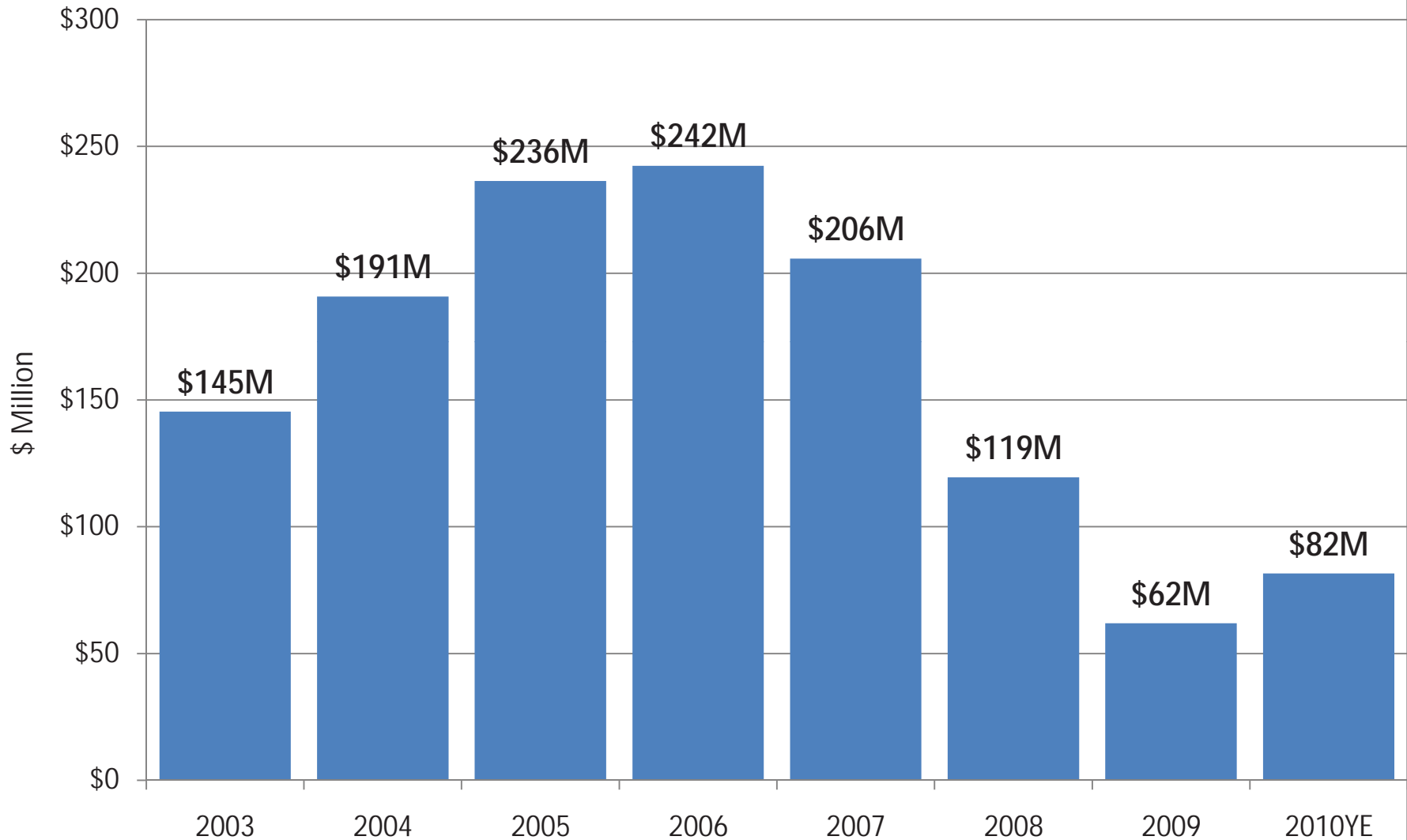
Corporate Fund Share



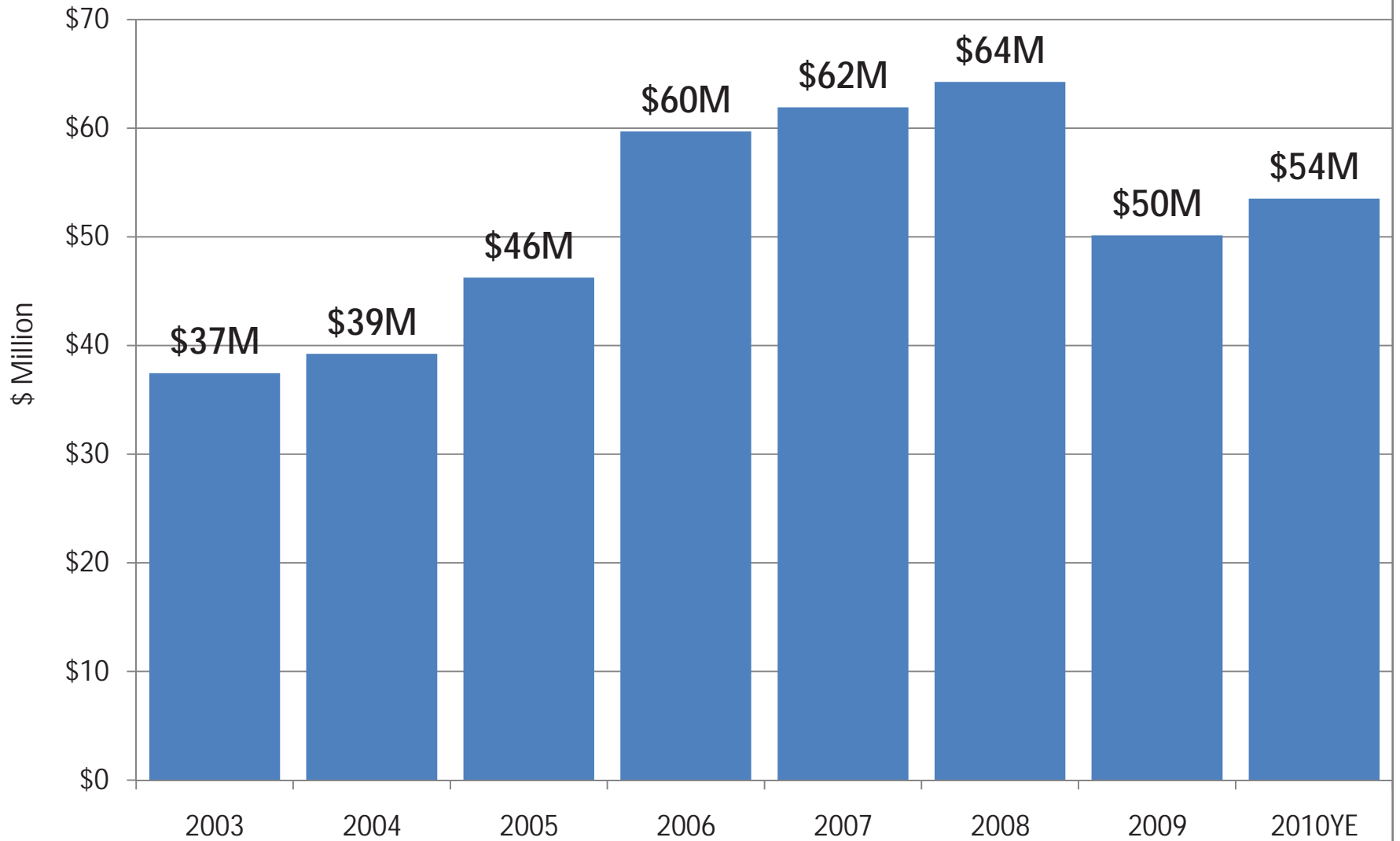
Sales Taxes Revenues



Real Estate Transaction Tax Revenues



Hotel Tax Revenues



Amusement Tax Revenues

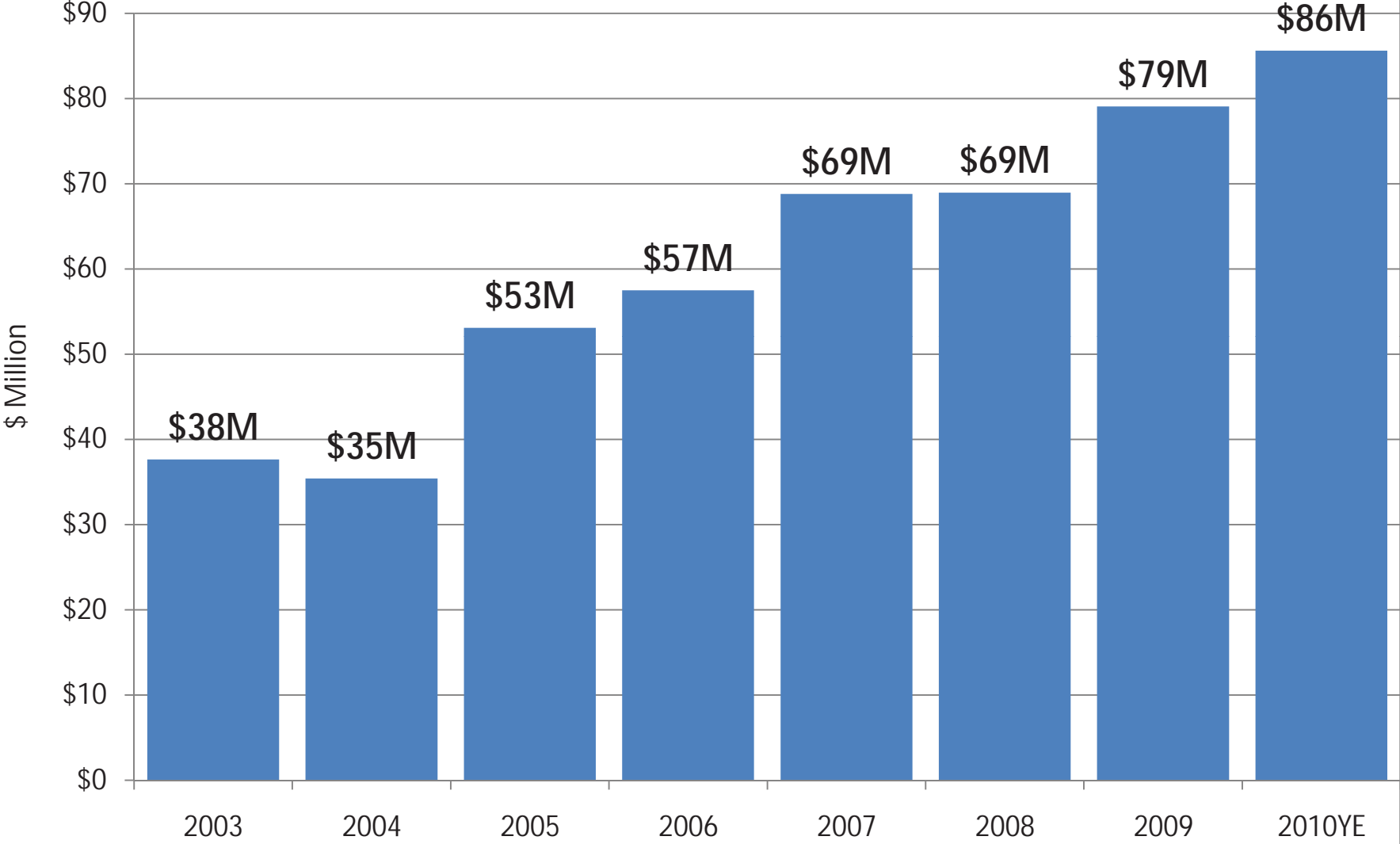


TABLE OF CONTENTS

FINANCE AND ADMINISTRATION

Office of Budget and Management	1
Department of Innovation and Technology.....	4
Department of Finance	9
Department of Revenue.....	12
Department of Administrative Hearings.....	17
Department of Law	20
Office of Compliance	24
Department of Human Resources.....	27
Department of Procurement Services	31
Department of General Services.....	34
Department of Fleet Management	46

CITY DEVELOPMENT

Department of Housing and Economic Development	53
Department of Cultural Affairs and Special Events.....	66

COMMUNITY SERVICES

Department of Public Health.....	74
Commission on Human Relations	80
Mayor's Office for People with Disabilities	83
Department of Family and Support Services	87
Chicago Public Library	100
311.....	110

PUBLIC SAFETY

Police Board	114
Independent Police Review Authority	117
Police Department	120
CAPS Implementation Office	141
Office of Emergency Management and Communication	143
Fire Department.....	149

REGULATORY

Office of the Inspector General.....	158
Department of Buildings.....	161
Department of Business Affairs and Consumer Protection.....	166
Department of Environment	173
Commission on Animal Care and Control	181
Board of Ethics.....	184

TABLE OF CONTENTS (CONTINUED)

INFRASTRUCTURE SERVICES

Department of Streets and Sanitation 188
Chicago Department of Transportation..... 197

PUBLIC SERVICE ENTERPRISE

Department of Water Management 231
Department of Aviation 246

SISTER AGENCIES

Chicago City Colleges 260
Chicago Public Schools 271
Chicago Transit Authority 307
Chicago Housing Authority 315
Chicago Park District 322

APPENDIX A

Performance Measures 345

APPENDIX B

Boards and Commissions..... 396

FINANCE AND ADMINISTRATION

OFFICE OF BUDGET AND MANAGEMENT

DEPARTMENT OF INNOVATION AND TECHNOLOGY

DEPARTMENT OF FINANCE

DEPARTMENT OF REVENUE

DEPARTMENT OF ADMINISTRATIVE HEARINGS

DEPARTMENT OF LAW

OFFICE OF COMPLIANCE

DEPARTMENT OF HUMAN RESOURCES

DEPARTMENT OF PROCUREMENT SERVICES

DEPARTMENT OF GENERAL SERVICES

DEPARTMENT OF FLEET MANAGEMENT



Office of Budget and Management

Eugene L. Munin, Budget Director
121 N. LaSalle Street
Chicago, IL 60602
Phone: (312) 744-3323
Email: eugene.munin@cityofchicago.org

Central Purpose

- Prepare, execute and manage the City's annual budget and capital improvement program
- Evaluate performance data to determine the efficiency and efficacy of City operations
- Manage organization change that improves the City's fiscal condition and increases taxpayer value
- Oversee applications for federal and state grants
- Monitor City revenues, expenditures, and cash flow
- Oversee all Tax Increment Financing (TIF) funds

Key Facts

The Office of Budget and Management (OBM) administers the City's annual budget. The budget includes operating expenses for core government functions, like police protection and sanitation services, as well as federal, state and other public and private grant funding, as well as bond funds to complete capital infrastructure improvements. More than 80% of the City's corporate fund budget goes toward the personnel that deliver the City's services. As such, controlling these costs is an important part of OBM's core mission.

Throughout the year, OBM continually analyzes revenues, expenditures, and economic factors that impact government. With the Mayor's Office, OBM leads the City of Chicago's performance management efforts, a formalized accountability process whereby departments report regularly on the quantity, efficiency and quality of City services they provide. OBM helps departments analyze operations, identify problem areas, and recommend improvements/solutions.

OBM coordinates all entitlement programs through the federal Department of Housing and Urban Development, including the Community Development Block Grant, HOME grant, Housing Opportunities for People with AIDS (HOPWA) grant and Emergency Shelter grants.



Critical Programs/Services to Assist Residents

Chicago Tax Assistance Center

The Chicago Tax Assistance Center (CTAC) provides Chicago residents with assistance and advice on a number of tax related issues, including: help with filing federal and state income taxes; advice on appealing property tax assessments; applying for the Earned Income Tax Credit; and administering the City of Chicago Property Tax Relief Program.

Earned Income Tax Credit and Tax Preparation Assistance

The City of Chicago helps eligible residents file for the federal and state Earned Income Tax Credit (EITC). With the EITC, Chicago residents could owe less tax and get cash back from the Internal Revenue Service and the State of Illinois. In 2010 the City's assistance sites returned \$35 million in refunds for more than 20,500 families. Additionally, Families earning less than \$50,000 and individuals earning less than \$25,000 can get free tax preparation assistance through the Chicago Tax Assistance Center from professionally trained volunteers. The Center for Economic Progress and the Tax Assistance Program,

both Chicago-area non-profit programs, offer the assistance at 26 sites in Chicago and 13 sites outside the city.

Capital Improvement Program (CIP)

Chicago's Capital Improvement Program (CIP) deals with the physical improvement or replacement of City-owned infrastructure and facilities. Each year, the City of Chicago Office of Budget and Management produces a CIP as a five-year schedule of improvements to the City's infrastructure and a spending "blueprint". These improvements are critical to support and enhance neighborhoods and stimulate the economy.

Positions

Full Time Positions	Amount
Budget	46
CTAC	6
Capital	3
Total	55

Grants

FEDERAL	
Grant or Program	Amount
CDBG-R	\$63,582
Admin/ Monitoring CD	\$3,526,733
Total	\$3,590,315

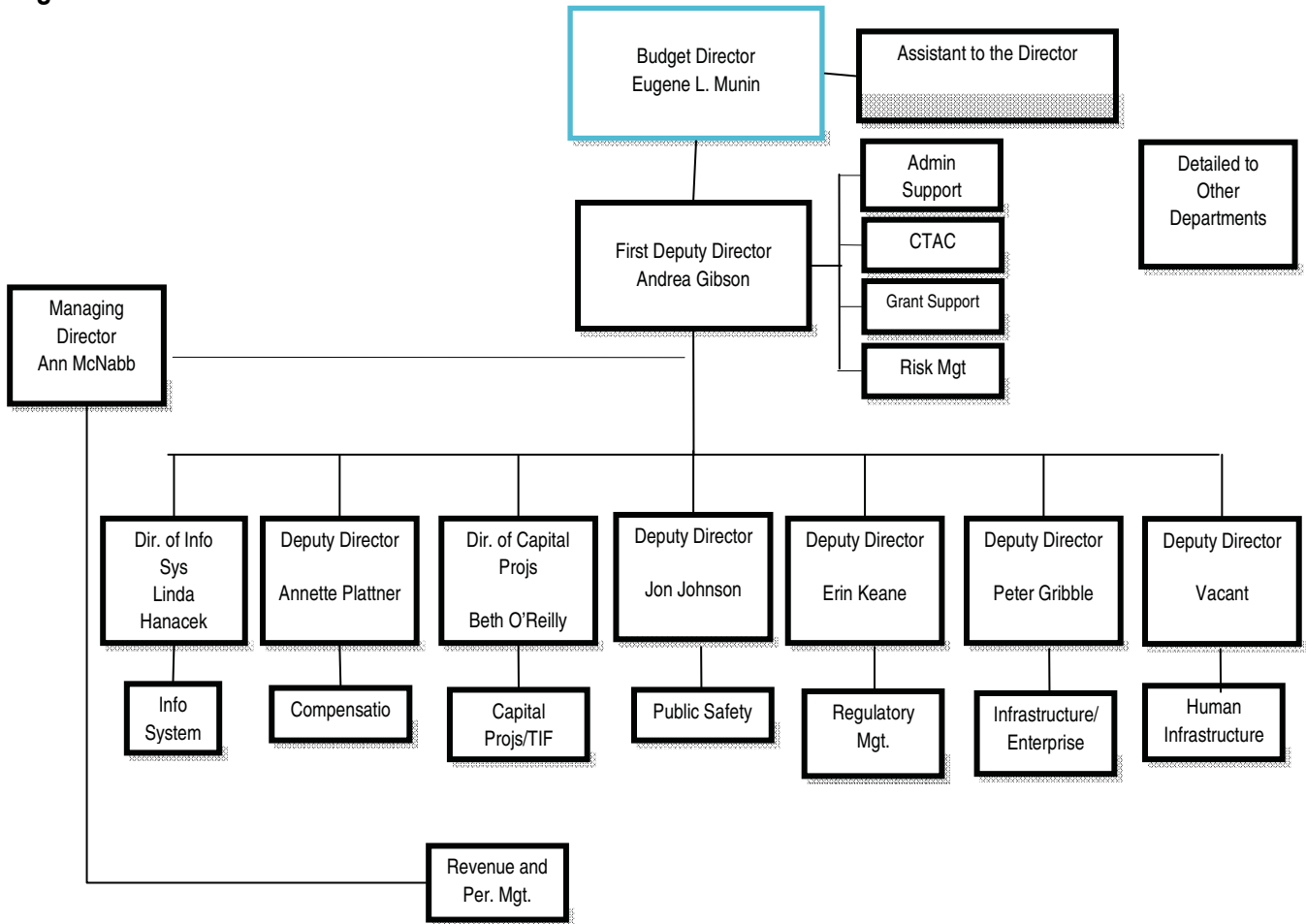
2011 Budget

Fund	Amount
Corporate Fund	\$1,843,271
Water Fund	\$97,353
TIF Fund	\$139,068
Community Development Block Grant	\$3,526,733
Other Grant Funds	\$2,439,000
Total	\$8,045,425
Fund	Amount
Corporate Fund	\$1,843,271

Significant Dates

Event	Date
Productivity Reports to City Council	June
Capital Improvement Program 5 Year Plan	June
Preliminary Budget Published (Ex. Order 89-2)	By Aug 1
Preliminary Budget Hearings – 2 Required (Ex. Order 89-2)	By Sept 1
Mayor's Budget Recommendation Introduced (Ex. Order 89-2)	By Oct 15
Annual Appropriation passed (State law)	Dec 31

Organizational Chart



Facility Locations

Location	Address	Suite	Zip	Phone	Hours
City Hall	121 N. LaSalle Street	604	60602	312-744-3223	8:30-5:00
City Hall	121 N. LaSalle Street	100	60602	312-744-1000	8:30-5:00



Department of Innovation and Technology

Jason DeHaan, Chief Information Officer
50 W. Washington Street, Suite 2700
Chicago, IL 60602
Phone: (312) 744-4795
Email: jason.dehaan@cityofchicago.org

Central Purpose

Enhance delivery of City services through easy, reliable, cost-effective and secure access to information and promote Chicago's advancement through technology.

Key Facts

The Department of Innovation and Technology (DoIT) is the central information technology organization for the City. DoIT provides a number of technology services to City departments, the Mayor's Office, Aldermen, sister agencies, residents, businesses and tourists.

Critical Programs/Services

- **City and Tourism and Websites** -- www.cityofchicago.org and www.explorechicago.org contain a vast network of information about City departments, services, events, and cultural amenities. The tourism website is marketed locally, nationally and internationally as a portal for visitors to see all of the great things Chicago has to offer as they plan their visits to the City. Chicagoans use the City's website to conduct a variety of transactions, including paying water bills, purchasing vehicle stickers, and applying for/checking the status of building permits. The City's website also includes thousands of city government records, including all contracts, payments, budget information, financial audits, and all information related to Tax Increment Financing (TIF). The City also launched an "Open Data" initiative to post City datasets in raw form, and all "Open Data" is available on the City's website.
- **Citywide Service Request System (CSR)** – used by the 311 City Services center. When a resident calls 311 or enters an online service request, CSR tracks the request through completion as it is assigned to various City departments. The system helps managers evaluate demand in order to allocate resources appropriately. It also provides performance information measuring how quickly services are completed.
- **Geographic Information Systems (GIS)** – allows the City to map hundreds of elements including zoning boundaries and changes, vehicle GPS data (Global Positioning System) and 311 service requests. The systems allow the City to monitor real-time and historic non-emergency dispatch operations, including snow removal. Using these systems, City departments can more efficiently route crews to assignments.
- **Enterprise Case Management (ECM)** – tracks social services provided to Chicagoans by the City, its sister agencies and its service providers.
- **Health Information Technology** – provides emergency health communications, helps track restaurant inspections, health records and billing.
- **Inspections and Permitting Initiative (IPI)** – tracks building and other permits, construction inspections, complaint inspections and annual inspections, which helps to ensure safe, sanitary, compliant buildings and businesses.
- **Revenue Systems** – provide cashing, business licensing, business inspections and taxes, water billing, debt referral and real-estate transfer tax tracking functions.
- **Financial Management and Purchasing System (FMPS) and Chicago Integrated**



Personnel and Payroll Systems (CHIPPS) – the City’s enterprise resource planning system that provides a central data repository for the City’s financial, human resource and payroll information.

- **Technical Operations** – maintenance of computers, servers, networks and telecommunications infrastructure including disaster recovery facilities for City employees including telephones, voicemail, electronic mail and other communication` tools.

Goals

- **Simplify IT** – make information easier to access and maintain.
- **Modernize IT** – keep access to information relevant, reliable and secure.
- **Rationalize IT** – keep IT cost-effective by centralizing where it makes sense.
- **Promote IT** – ensure residents and departments leverage information technology to its fullest potential.

Employees

Full Time Positions	Amount
	80

2011 Budget

Fund	Amount
Corporate Fund	\$20,563,865
Water Fund	\$4,880,664
ARRA BTOP Grant Funds*	\$17,624,000
Other Grant Fund*	\$2,752,963
TOTAL	\$45,821,497

* based on current projections

- **Enterprise Architecture** – development and maintenance of the City’s internal technology standards and policies.
- **IT Security and Data Management** – help City departments access and protect their data.
- **Project Management Office** – provide IT project management to key City projects to help assure on-time and on-budget delivery.
- **Technology Policy** – public-facing programs to expand access to digital infrastructure, increase technology adoption and deploy innovative applications in areas like health and education.

Grants

FEDERAL	
Grant or Program	Term
ARRA BTOP – Sustainable Broadband Adoption (\$7.1 million)	2013
ARRA BTOP – Public Computer Centers (\$8.9 million)	2013
STATE	
Grant or Program	Term
ARRA BTOP Illinois Broadband Development Program (\$1.5 million)	2013

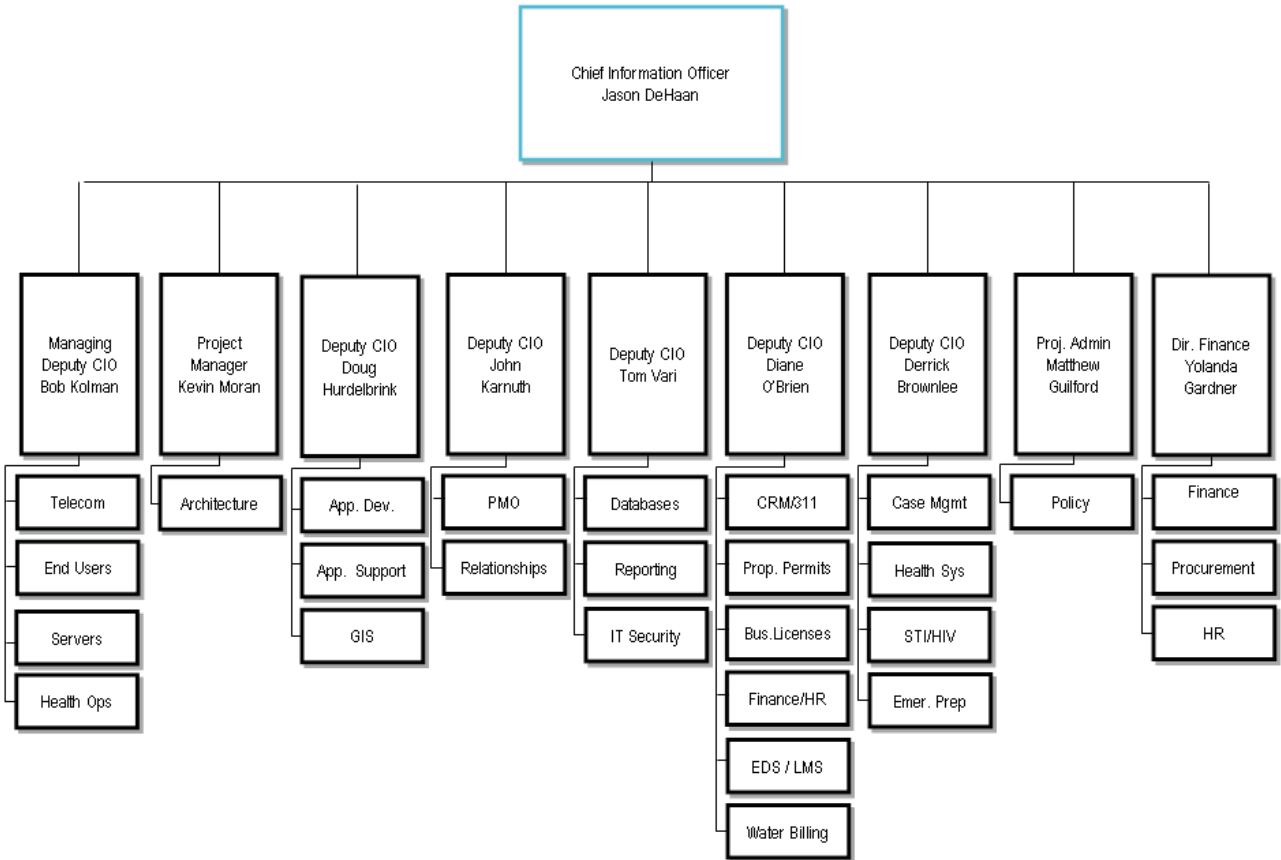
Key Agreements

Project	Term
Internet bandwidth through State of Illinois	Annual indefinite
Aerial photos in cooperation with Cook County	Annual indefinite
Health IT Coordinator	2011
Various agreements to support cash matches of ARRA BTOP grants	2011

Major Contracts

Project	Term
AT&T Corp (voice and data network)	December 31, 2014 (with two two year extensions available to December 31, 2018)
Unisys (outsourced technology infrastructure management)	November 30, 2014 (with a one year extension available to November 30, 2015)
System Solutions Inc (commodity hardware and software, network equipment)	December 31, 2011 (with up to 3 year extension available to December 31, 2014)
MCPC (commodity peripherals and supplies)	December 31, 2011 (with up to 3 year extension available to December 31, 2014)
Oracle (database and ERP software maintenance)	December 31, 2013 (no extensions)
Adsystem, Inc (Enterprise Case Management)	November 24, 2013 (with up to 3 one year extensions available to November 24, 2016)
System Development Integration, Inc (Time and Attendance implementation)	November 30, 2013 (with up to 2 one year extensions available to November 30, 2015)
Keane (Revenue computer system application support for IRIS, ARMS and cashing and tax and license customer service center)	January 30, 2015 (with up to 2 five year extensions available to January 30, 2025)
AT&T Mobility (cellular and wireless communications)	July 13, 2015 (with up to 2 two year extensions available to July 13, 2019)
Verizon Wireless (cellular and wireless communications)	May 18, 2015 (with up to 2 two year extensions available to May 18, 2019)
Sprint-Nextel (cellular and wireless communications)	September 30, 2014 (with up to 2 two year extensions available to September 30, 2018)
American Messaging (paging services)	December 31, 2012 (with a two year extension remaining to December 31, 2014)
Hansen Information Technologies (property permitting, licensing and inspections)	December 31, 2013 (with an extension of up to three years available to December 31, 2015)
Webtech Wireless (GPS equipment and services)	September 5, 2012 (no extensions remaining)
Computer Aid Inc (ERP production support)	October 31, 2011 (with a one year extension available to October 31, 2012)
Motorola (support and maintenance of CSR, AHMS and NSR systems)	August 31, 2011 (with 2 one year extensions available to August 31, 2013)
System Development Integration, Inc. (Water billing system maintenance and customer service)	November 30, 2013 (with 1 two year extension available to November 30, 2015)
B2GNow (Certification and Compliance system maintenance)	December 14, 2013 (with a 3 year and another 2 year extension available to December 14, 2018)
Cerner Corporation (Medical EMR and billing software licensing, maintenance, hosting and support)	December 31, 2012 with 3 one year extensions available to December 31, 2015; extendable by agreement thereafter
Chicago Community Foundation technology adoption and training grants	June 30, 2013
Digital inclusion grants to non-profits (12)	Various through 2014
Master Consulting Agreements (30)	December 31, 2011 (no extensions)
Master Consulting Agreements – target market (17)	Through 2015 (no extensions)
Information Strategies, Inc (ARRA grant tracking software)	N/A
Kenneth Young Center (mental health billing services)	N/A
Master Consulting Agreements – non-target market (pending signature)	In signature process
Axiom (mainframe hosting, server hosting, printing services)	In negotiation
Cybershift (Time and Attendance software maintenance)	In negotiation
CDWG reference contract via State (Microsoft enterprise licensing)	In progress

Organizational Chart



Facility Locations

Location	Address	Suite	Zip	Phone	Hours
Daley Center	50 West Washington Street	2700	60602	312 744-5844	8:30 – 5:00
Daley Center	50 West Washington Street	LL-12	60602	312 744-5844	8:30 – 5:00
DePaul Center	333 South State Street	2 nd Floor	60604	312 744-5844	8:30 – 5:00
DePaul Center	333 South State Street	LL-30	60604	312 744-3012	8:30 – 5:00
1869 W. Pershing	1869 West Pershing Road	4 th Floor	60609	312 745-1625	8:30 – 5:00

Unions Representing Department Employees

Unions
AFSCME



Department of Finance
 Steven Lux, City Comptroller
 30 N. LaSalle Street, Suite 600
 Chicago, IL 60602
 Phone: (312) 744-2887
 Email: slux@cityofchicago.org

Central Purpose

- Manage and account for payments to vendors and delegate agencies
- Issue payroll for all City employees
- Manage benefits for employees and annuitants
- Perform accounting and financial reporting for the City
- Issue bonds and related financial instruments
- Risk management

Key Facts

The Department of Finance provides core fiscal functions, such as issuing bonds, paying vendors, issuing paychecks and performing accounting and financial reporting, including financial requirements for federal and state grants. The department also administers benefits programs for City employees, dependents and retirees.

Goals

The average time to process vendor invoices in the Comptroller's Office in 2010 was nine days. Though the department is utilizing fewer resources, it expects to keep this average from exceeding nine days in 2011. Processing grant awards involves reviewing grant awards and all of the supporting fiscal documentation sent by the City department. The process ensures that all required documents have been submitted and that they meet the fiscal requirements and regulations



according to the grantor and the City. The average time to process grant awards was 10 days in 2010, and the department expects to maintain this average in 2011.

Employees

Full Time Positions	Amount
	196

Private/Public Partnership Agreements

Project	Term
Chicago Skyway Concession Agreement	99 years
Chicago Downtown Parking System Concession Agreement	99 years
Chicago Metered Parking System Concession Agreement	75 years

Grants

FEDERAL	
Grant or Program	Term
Federal Mediation and Conciliation Service – Benefits Office \$92,000	2012

2011 Budget

Fund	Amount
Corporate Fund	\$11,527,484
Water Fund	\$281,782
TIF Administration	\$258,043
Chicago O'Hare Airport Fund	\$2,155,946
Chicago Midway Airport Fund	\$473,450
Community Development Block Grant	\$1,432,900
Sewer Fund	\$85,135
TOTAL	\$16,214,740

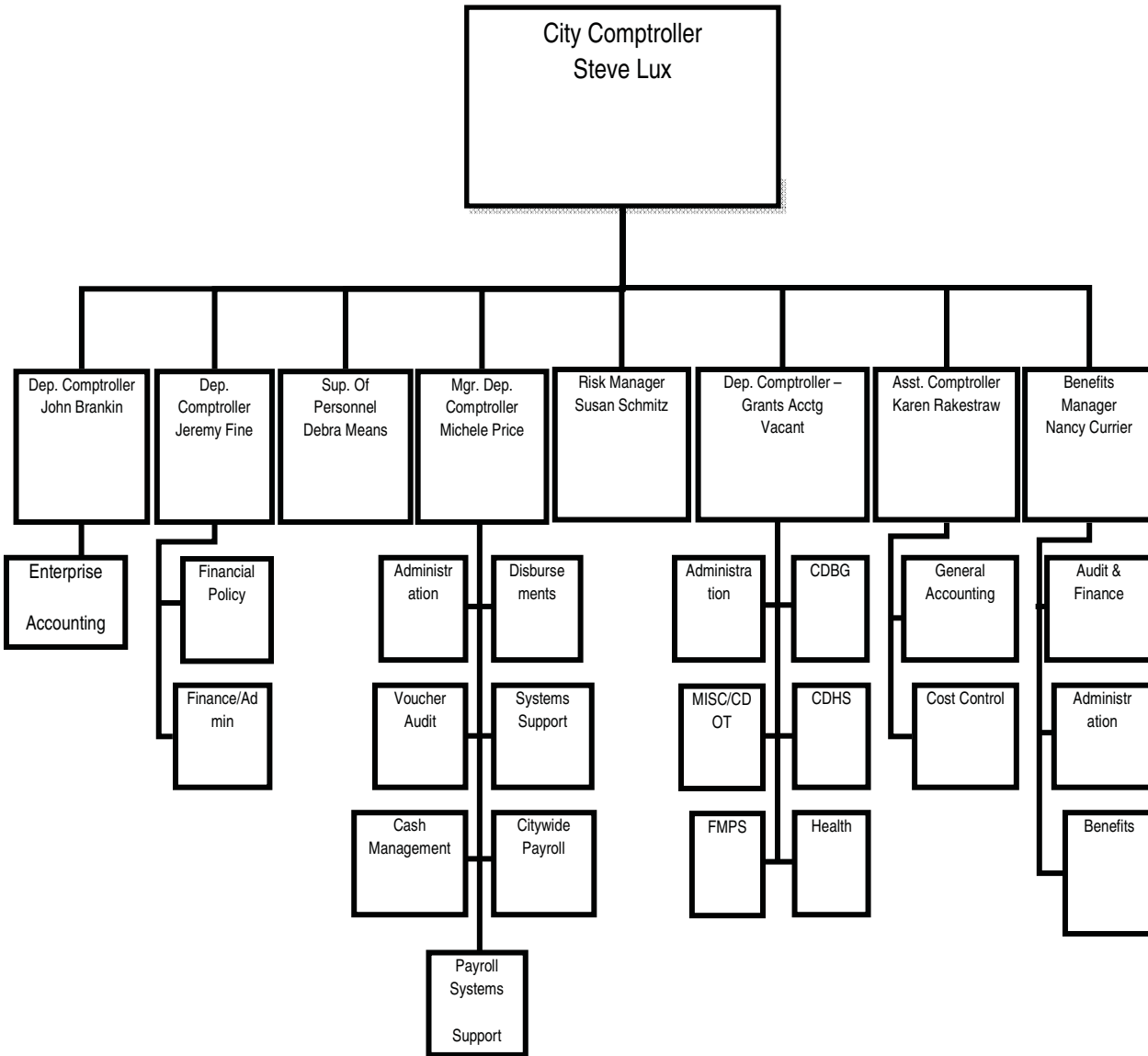
Significant Dates

Event	Date
Annual Citywide Audit / Release of Audited Financial Statements	6/30/11
TIF Annual Audit / Release of Audited Financial Statements	6/30/11

Major Contracts

Project	Term
Deloitte Touche	Annual
Baker Tilly	12/31/2011
Blue Cross/Blue Shield PPO	1/1/2008 to 12/31/2012
Blue Cross/Blue Shield HMO Blue Advantage	12/31/2011
Blue Cross/Blue Shield HMO Blue Perform	12/31/2011
HMO RFP this year with other municipal agencies	
Compbenefits PPO	1/1/08 to 12/31/2012
Compbenefits HMO	1/1/08 to 12/31/2012
Caremark	6/1/2010 for three years with 2 years optional
Encompass	1/1/2008 to 12/31/2012
Davis Vision	1/1/2008 to 12/31/2012
Nationwide eff. 10/1/2004. Current 1 year extension through 9/30/2011 in process, 1 year remaining	Ends 9/30/2012
Prudential	7/1/2004 through 12/31/2011
Life Insurance RFP with CTA in 2011	
Molloy Consulting	12/31/2012

Organizational Chart



Facility Locations

Location	Address	Suite	Zip	Phone	Hours
33 North LaSalle Building	33 North LaSalle Street	4, 5, 6, 7, 8	60602	312 744-7100	8:30 AM to 4:30 PM
DePaul Center	333 South State Street	400 and 420	60604	312 747-8660 312 747-9321	8:30 AM to 4:30 PM

Unions Representing Department Employees

Union
AFSCME



Department of Revenue

Bea Reyna-Hickey, Director
 121 N. LaSalle Street, Suite 107
 Chicago, IL 60602
 Phone: (312) 744-0514
 Email: bea.reyna-hickey@cityofchicago.org

Central Purpose

- Generate revenue required to fund City services by billing and collecting 33 municipal taxes, including but not limited to fees, fines and other monies owed the City
- Manages tax program, including processing and conducting tax return audits and discovery investigations of unregistered businesses to insure maximum collections and compliance with the municipal tax code
- Manage parking and red light enforcement program in the City’s public way including parking ticket booting enforcement
- Manage disabled and special permit parking programs
- Provide quality and timely on-line, kiosk, telephone and in-person customer service for water, license, parking, tax and other customer accounts with the City, including account information, transaction history, payment and payment plan information and assistance, and referral assistance and information

Key Facts

In 2010 the Department of Revenue (DOR) collected \$1.18 billion in DOR administered taxes, which included \$220.4 million in parking and red light revenues, \$618.5 million in water collections and \$709.2 million in other collections. DOR is responsible for revenue collections, billing individuals and entities for monies owed the City of Chicago, and for cashiering those funds through a variety of on-line, in-person, kiosk and mail payment options. DOR directly administers the City’s parking and red light enforcement programs, and enforces municipal code and cost recovery claims. The department is responsible for enforcing tax compliance and resolving deficient and delinquent filings.



Goals

- Centralize and consolidate delinquent debt in DOR to standardize collection protocol and maximize collections
- Continue to apply the tax code fairly and equitably, ensuring all taxable revenue is collected
- Reduce waiting time by automating Full Payment Certificate Program for water services
- Deploy enhanced Chicago EZ Pay Stations, which offer a speaking option for the visually impaired, and continue to expand the Chicago EZ Pay Station Program to include 22 EZ Pay Stations located throughout the City
- Increase the productivity and savings associated with the use of EZDec, an on-line filing of the Real Property Transfer Tax, which allows 24/7 on-line filing and payment
- Implement online data entry access for booted vehicle information to reduce dispatcher time

Employees

Full Time Positions	Amount
	467

2011 Budget

Fund	Amount
Corporate Fund	\$45,752,598
Water Fund	\$7,269,317
Vehicle Tax Fund	\$436,572
TOTAL	\$53,458,487

Significant Dates

Event	Date
Annual Tax Filing Deadline with Recurring Liabilities	8/15/2011
Water Shut Off Posting – Customer Service	Mid-March
Water Shut Off (weather permitting) – Customer Service	April thru Dec
City-wide Revenue Reporting	Monthly/Annually
Special Sports Residential Parking Permits	March

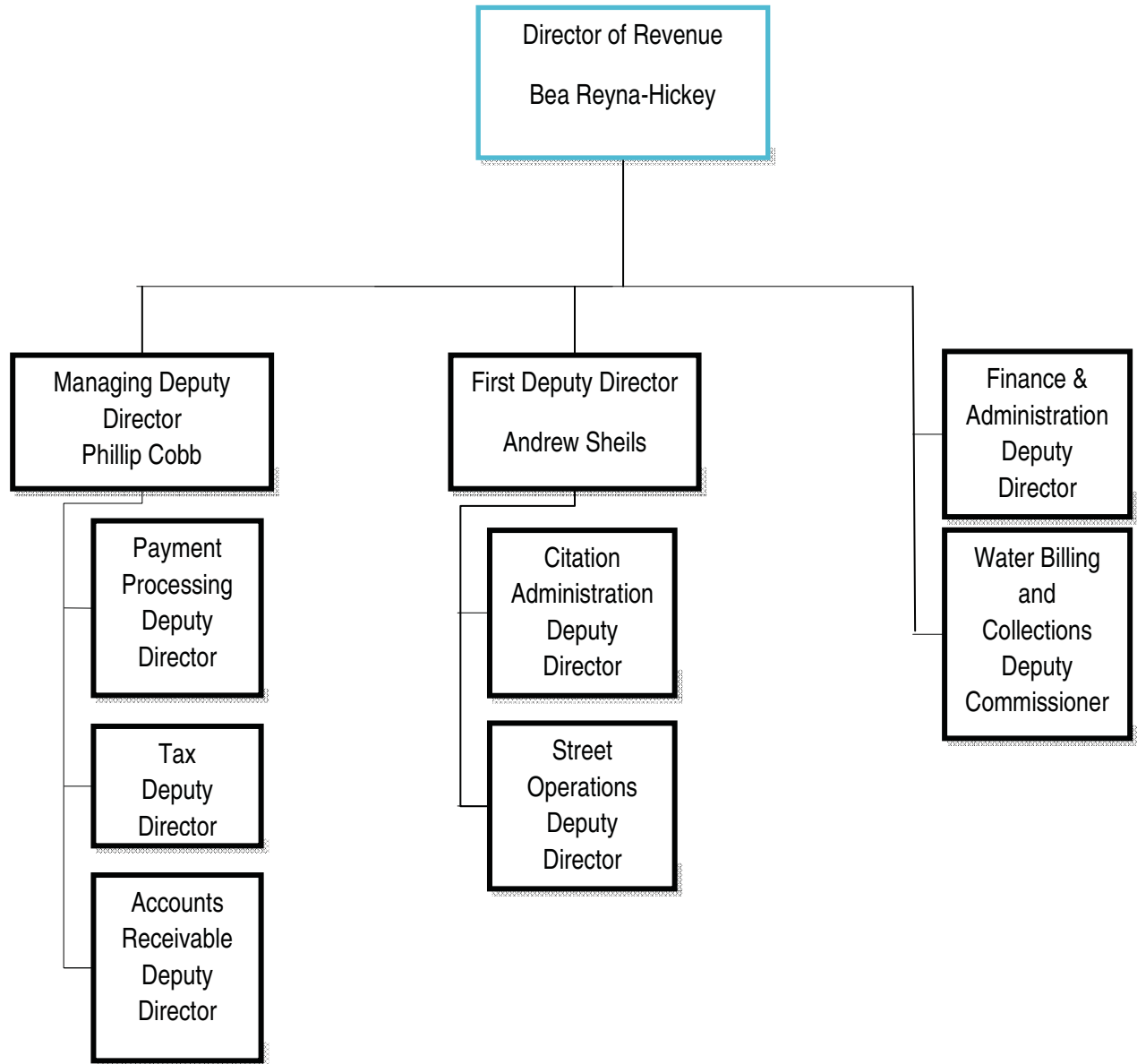
Key Agreements

Project	Term
City of Chicago and State of Illinois Intergovernmental Tax Information Exchange Agreement	8/28/91 thru 7/21/12
City of Chicago, Cook County and State of Illinois Intergovernmental Agreement for EZ Dec RPTT System	7/28/09 - ongoing (to be terminated with 90 days written notice)
EZ Dec City, Cook County and Individual Title Company RPTT Stamp Sale Agreement (10 agreements all signed between 2/11/10 & 9/9/10)	2/11/10 (terminated only upon 6 months advance written notice)
Chicago and MPEA IGA for Chicago Revenue Dept. to collect MPEA Airport Departure Tax	12/24/92 thru Repeal Date of Tax (can be terminated with 12 month written notice or 6 months notice if negatively impacts City's role in collection tax)
Chicago and CTA IGA for Chicago Revenue Dept. To Administer the CTA Real Property Transfer Tax	4/1/08 thru date of mutual written agreement.
City of Chicago and Secretary of State License Plate Registration and Drivers License Suspension Record	4/12/07 thru 6/30/11
City of Chicago and Cook County Joint Cigarette Tax Stamp	1/22/10 - ongoing (can be terminated at any time upon 90 days written notice)

Major Contracts

Project	Term
RFP for Cashiering and Related Customer Services	5yrs + 5 xtn yrs
RFP for On-Going Maintenance and Support of the City's CANVAS Parking Application and Related Business Processes	7yrs + 6 xtn yrs
Bid for Printing of Various Department of Revenue Parking Permits, Decals, and Labels (supports \$228 million in revenue)	3 yrs no xtns
RFP for Payment Services for City Fines, Fees, or Services at Various Walk-In Facilities	5yrs + 5 xtn yrs
Bid for Messenger Services	5yrs + 3 xtn yrs
RFP for Out-of-State Motor Vehicle License Plate Look-Up	3yrs + 2 xtn yrs
Bid for Printing and Mailing of Water Bills	5yrs + 5 xtn yrs
Bid for Banking Bags	5yrs + 3 xtn yrs
RFP or Bid for Customer Traffic Flow Management System	5yrs + 5 xtn yrs
RFP for Consulting Services to Maximize State/Federal Government-Medicaid Supplemented Payments	5yrs + xtn yrs
RFP for Credit Card Processing (supports about 4 million transactions)	5yrs + 5 xtn yrs

Organizational Chart



Facility Locations

Location	Address	Suite	Zip	Phone	Hours
City Hall Service and Payment Center	121 N. LaSalle	107	60602	312-744-5347	Mon – Fri: 8 am – 5 pm
Main Office (City Hall)	121 N. LaSalle	107A	60602	312-744-0514	Mon – Fri: 8 am – 5 pm
Street Operations, Parking Enforcement Office	333 S. State Street	LL30	60604	312-744-4500	Mon – Fri: 6 am – 2 pm
DePaul Center, Water Customer Service Center	333 S. State Street	LL10	60604	312-747-4426	Mon – Fri: 8 am – 4:30 pm
DePaul Center, Tax Division	333 S. State Street	300	60604	312-747-8898	Mon – Fri: 8 am – 4:30 pm
DePaul Center, Fin. & Admin	333 S. State Street	310	60604	312-747-8946	Mon – Fri: 8 am – 4:30 pm
Street Operations, Ashland Facility	2735 N. Ashland		60614	312-744-4500	Mon – Sat: opens at 5 am on Monday thru 7 pm on Saturday
IBM, Citation Administration	330 N. Wabash	27 th floor	60604	312-744-7275	Mon – Fri: 8 am – 5pm 744-PARK is available 24/7.
Superior Service and Payment Center	400 W. Superior	1 st floor	60654	312-742-8280	Mon – Fri: 8 am – 4:30 pm Sat: 8 – 3:30
Kedzie Service and Payment Center	4770 S. Kedzie		60632	312-745-2360	Mon – Fri: 8 am – 6:30 pm
95 th Street Service and Payment Center	2006 E. 95 th Street		60617	312-745-2011	Mon – Fri: 8 am – 6:30 pm
Addison Service and Payment Center	2550 W. Addison		60618	312-742-2565	Mon – Fri: 8 am – 6:30 pm

Unions Representing Department Employees

Unions
AFSCME
SEIU Public Safety, Unit 2
State and Municipal Teamsters Local 726
Laborers International Union 1001



Department of Administrative Hearings

Patricia Jackowiak, Director/Chief Administrative Law Judge
 740 N. Sedgwick Street
 Chicago, IL 60654
 Phone: (312) 742-8240
 Email: pjackowiak@cityofchicago.org

Central Purpose

Provide fair, impartial administrative hearings for violations of Chicago Municipal Code

Key Facts

The Department of Administrative Hearings (DoAH) is an independent entity that hears cases relating to violations of the Municipal Code, the Chicago Park District code, and the Chicago Transit Authority Code. DoAH does not hear cases where incarceration is sought. The department hires and trains outside attorneys to hear cases. These administrative law officers preside over approximately 500,000 cases per year.

The department hears cases regarding violations in five categories:

Buildings: violations of fire code, building code including targeting of gang and drug houses, vacant buildings and lead paint in buildings with minors.

Consumer Protection: public passenger vehicle violations, false advertising/deceptive practices, unlicensed businesses, outdated food products, home repair and motor vehicle repair fraud, unstamped cigarette sales, tobacco sales to minors and overweight trucks.

Environmental Safety: violations of the sanitation and health codes including overflowing garbage dumpsters, unsanitary restaurants or stores, recycling violations, improper waste disposal, and towed vehicles.

Municipal: police-issued tickets, non-payment of business taxes, wage garnishments, false burglar alarms, animal care and control, vehicle impoundments, debt determination including water debt, damage to city property, denials of parade permits and gun registrations, and CHA tenant grievances.

Vehicle: parking tickets, booted vehicles, red light violations and driver's license suspensions.



Goals

- Ensure fair, transparent and accessible administrative hearings for all residents and businesses.
- Schedule in-person parking violation hearings and render a decision within 60 days of receiving request for hearing. Currently, the average is 60 days and the department expects to continue meeting that threshold through 2011. In order to maintain the service levels for in-person parking hearings, it is anticipated that the average number of days to receive the final decision for a hearing contested by mail may increase.

Employees

Full Time Positions	Amount
	44

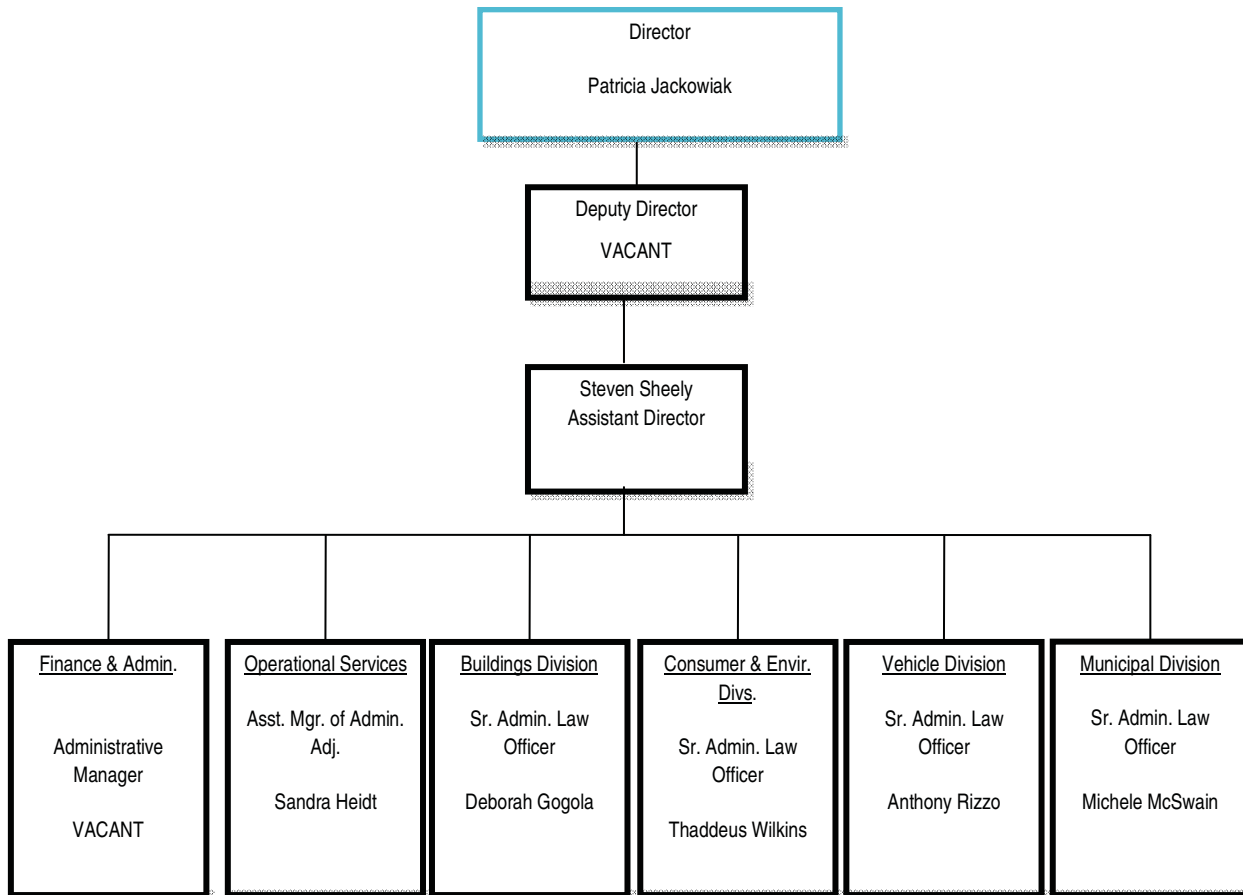
2011 Budget

Fund	Amount
Corporate Fund	\$7,279,375

Major Contracts

Project	Term
IBM	12/31/11

Organizational Chart



Facility Locations

Location	Address	Zip	Phone	Hours
Central Hearing Facility	400 West Superior Street	60654	312- 742-8200	8:30 am - 4:00 pm
Northwest Side Site	2550 West Addison Street	60618	312- 742-2553	8:30 am - 4:00 pm
South Side Site	2006 East 95th Street	60617	312- 745-2012	8:30 am - 4:00 pm

Unions Representing Department Employees

Unions
AFSCME



Department of Law
Mara Georges, Corporation Counsel
121 N. LaSalle Street, Suite 600
Chicago, IL 60602
Phone: (312) 744-0200
Email: mgeorges@cityofchicago.org

Central Purpose

- Provide the highest quality legal advice and counsel to the City and its departments, officials, and employees
- Represent the City, its departments, officials and employees in litigation and other legal matters
- Minimize the City's exposure to financial liability for claims and lawsuits
- Promote the fiscal well-being of the City by effectively representing and counseling clients on bonds, taxes, contracts and other complex financial transactions
- Improve the quality of life in the city by enforcing the Municipal Code

Key Facts

The Department of Law is one of the oldest law offices in Chicago and its alumni include such notable lawyers and public servants as Clarence Darrow, former Mayor Harold Washington, and Earl L. Neal. The department is fortunate to employ some of the City's most prolific and talented trial attorneys, as well as high-caliber transactional attorneys who finalize complicated and large financial transactions for the City, all for a fraction of what outside law firms would charge. The department is a full-service law office covering a wide range of practice areas such as public finance, economic development, contracts, personal injury, civil rights, appeals, real estate and land use and labor relations. In addition to transactional and litigation work, department attorneys are actively engaged in drafting, reviewing, and advising clients as to proposed federal, state, and local legislation, and also assisting clients to ensure that their policies and operations comply with applicable legal requirements. Law Department attorneys are closely involved in housing, nuisance abatement, environmental issues, and anti-crime programs that significantly improve public safety and



the quality of life in neighborhoods across the city. All of this varied legal work is performed by individuals who are committed to public service and whose institutional knowledge and experience results in a high quality product.

Goals

In 2011, the Law Department will focus on reducing the City's exposure for judgments and settlements, addressing the housing problems created by the economic downturn and maximizing revenue collections. Specifically, the Law Department will continue with its innovative "bulk case" program which has reduced the number of new lawsuits filed against Chicago police officers by 50%. Further, the department will also continue its efforts to identify defensible cases in a variety of areas, such as slip and falls and police misconduct, and aggressively litigate those cases.

The current economic downturn has led to a variety of housing problems that have adversely impacted the quality of life in Chicago communities. The Law Department will continue to work with client departments including the Departments of Buildings, Streets & Sanitation, Environment, Police and Fire to address these problems, including the following initiatives: (1) Enforcement of the recently enacted Open Foundations ordinance which gives the City the

tools to quickly, effectively and economically deal with the problem of open and abandoned construction sites; (2) Prompt and accurate identification of property owners charged with code violations, which increases compliance; (3) Prosecution of problematic general contractors and developers through the Bad Developer Task Force; (4) Aggressive prosecution of drug and gang house cases involving both residential and commercial properties; and (5) Use of the recently amended state Condominium Property Act to deconvert distressed condominium properties and restore them to productive use.

In light of the economic downturn, the department has continued to look for ways to increase revenue collection as well as to save on funds expended for City services. The department continues to work with the Benefits Management Office to recover costs from employees who allowed ineligible dependents to receive medical benefits. The Law Department is also taking advantage of a previously unused provision of the Illinois statute that allows the City to foreclose on demolition liens in the same judicial proceeding as the underlying demolition case, rather than instituting a separate action in a mortgage foreclosure courtroom. This allows the City to foreclose on demolition liens on an expedited basis with a significant reduction in cost. The Law Department will also continue to do certain collection-related work in-house for a significant savings. This includes sending out the initial demand letters to individuals who owe debt to the City rather than referring the case to outside collection agencies and doing title work in-house.

Employees

Full Time Positions	Amount
	441

2011 Budget

Fund	Amount
Corporate Fund	\$26,830,183
Water Fund	\$1,344,618
TIF Administration	\$1,041,407
Chicago O'Hare Airport Fund	\$1,785,053
Chicago Midway Airport Fund	\$496,338
Community Development Block Grant	\$1,658,148
Sewer Fund	\$563,173
Vehicle Tax Fund	\$1,300,374
Other Grant Fund	\$1,020,285
TOTAL	\$36,039,552

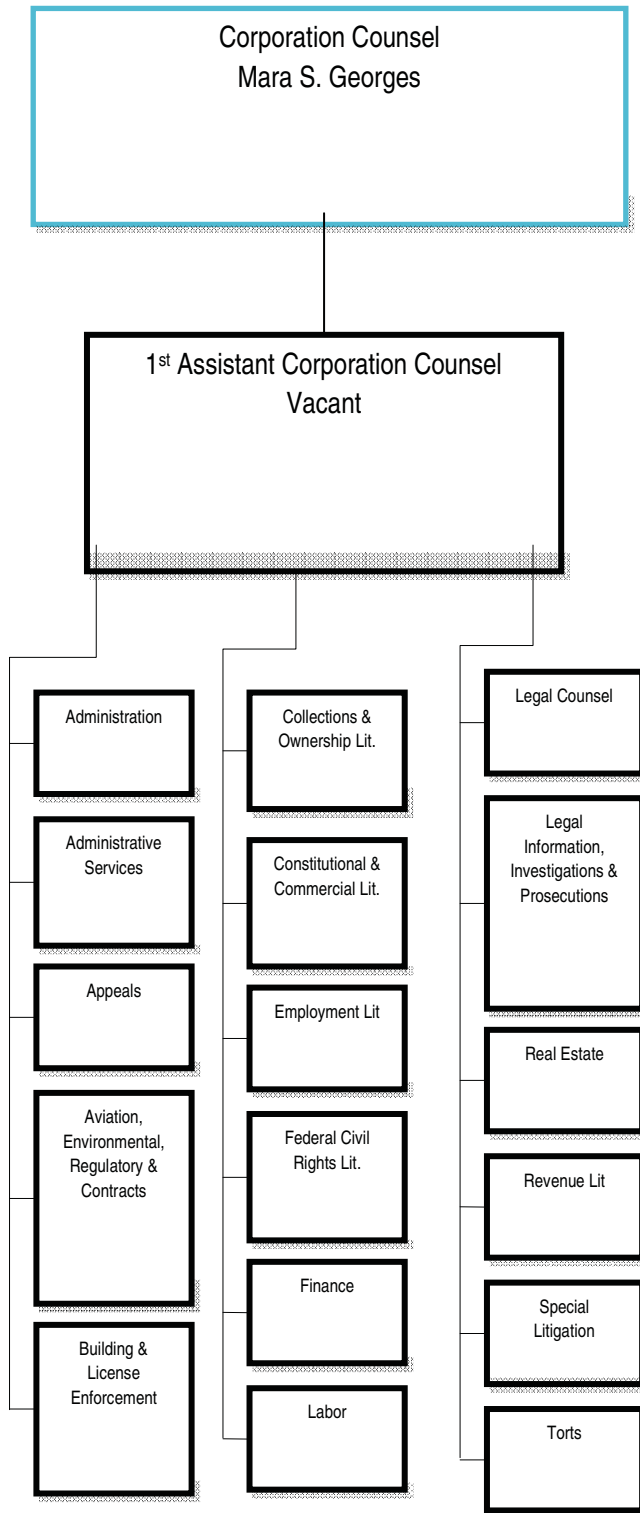
Grants

FEDERAL	
Grant or Program	Term
Community Development Block Grant	2011

Major Contracts

Project	Term
Greater Illinois Title Co.	12/31/14
American Legal Publishing	8/31/11
Pitney Bowes Software	5/12/13
Nova Pro, INC	4/30/12
LexisNexis	9/30/13
Grubb & Ellis	12/31/13
Mitrtech Holding Company	02/02/12
Law Bulletin	12/31/14
Carlin Transcription Services	4/30/12
DCM Court Reporting	9/30/13
Esquire Deposition Services	4/30/12
Lydia Mszal Court Reporters	9/30/13
Minnich Court Reporting Services	9/30/13
Patti Blair Court Reporters	9/30/13
Urlaub, Bowen & Associates, Inc	4/30/12
Victoria Court Reporter Services	9/30/13

Organizational Chart



Facility Locations

Location	Address	Suite	Zip	Phone
City Hall	121 N. LaSalle	600	60602	312-744-0200
	33 N. LaSalle	200	60602	
	30 N. LaSalle	700 800 900 1020 1040 1230 1400 1610 1640 1700 1720	60602	312-744-8791 312-744-7150 312-744-9010 312-744-5100 312-744-5100 312-742-6433
	740 N. Sedgwick	1 st floor	60654	312-742-8422

Unions Representing Department Employees

Unions
AFCSE



Office of Compliance

Alyse Hutchinson, Acting Executive Director
333 S. State Street, Suite 320
Chicago, IL 60604
Phone: (312) 747-7778
Email: alyse.hutchinson@cityofchicago.org

Central Purpose

- Oversee and monitor the City's compliance programs and policies
- Recommend appropriate corrective action, including the development of compliance plans and the development of compliance related education and training, designed to mitigate any identified risk areas
- Monitor and perform risk assessments of city departments, employees, contractors and agents
- Manage programs and processes through which the City supports the economic viability of companies owned and operated by minorities, women, disabled, and disadvantaged individuals
- Conduct and direct audits of the City's systems of internal controls regarding compliance, ethics and finance

Key Facts

The Office of Compliance is comprised of four divisions: Legal Compliance, Workforce Compliance, Internal Audit, and Supplier Diversity.

The Legal Compliance Division manages city-wide compliance with federal, state and local laws and ordinances and City policies and procedures. This division includes our safety program which is designed to protect and maintain stringent working standards and to ensure the safety of the City's work force and the residents we serve.

The Internal Audit Division conducts audits and reviews to safeguard the City's assets, ensure that adequate internal controls over the City's processes are in place and to help departments gain efficiencies where necessary.

Through the Supplier Diversity program, Compliance manages Chicago's MBE/WBE program, designed to promote and strengthen businesses owned by minorities, women, and individuals with disabilities. Chicago remains committed to this important program and is one of the only government entities that has



fought successfully to withstand court challenges to its program, even as hundreds of other jurisdictions lost the right to continue theirs. It also tracks and monitors the percentage of City contracts that are fulfilled by certified minority-owned and women-owned firms, helping Chicago maintain a robust and diverse economic base. Workforce Compliance provides educational development and training for employees, vendors and the City's sister and delegate agencies.

Workforce Compliance also provides customer service and community outreach for City employees and persons that do business with the City, including maintaining a confidential reporting mechanism.

Goals

The goals of the Office of Compliance are to promote a culture of ethical conduct and a commitment to compliance with the law and to prevent and detect noncompliance. The Office of Compliance proactively manages risks to anticipate, prevent, detect and correct gaps or irregularities in compliance with applicable laws, rules, regulations and policies.

The Supplier Diversity Division demonstrates the City's continued commitment to the success of minorities (MBE), women (WBE), people with disabilities (BEPD), and disadvantaged businesses

(DBE, ACDBE). Currently, approximately 2,500 firms are actively certified, and new processes are being designed to better serve the businesses and residents of the City. The Office of Compliance is committed to further streamlining the application process for certification, along with enhancing the monitoring and auditing of certified firms and the companies that utilize them.

The Office of Compliance also partners with departments to help ensure that the American Reinvestment and Recovery Act funds are used in full compliance with the Act's requirements. The office completed 72 ARRA audits in 2010 and has set a target of an additional 30 audits for 2011.

Employees

Full Time Positions	Amount
	33

2011 Budget

Fund	Amount
Corporate Fund	\$3,060,735
Water Fund	\$128,269
Chicago O'Hare Airport Fund	\$200,396
Chicago Midway Airport Fund	\$72,962
Community Development Block Grant	\$221,816
TOTAL	\$3,684,178

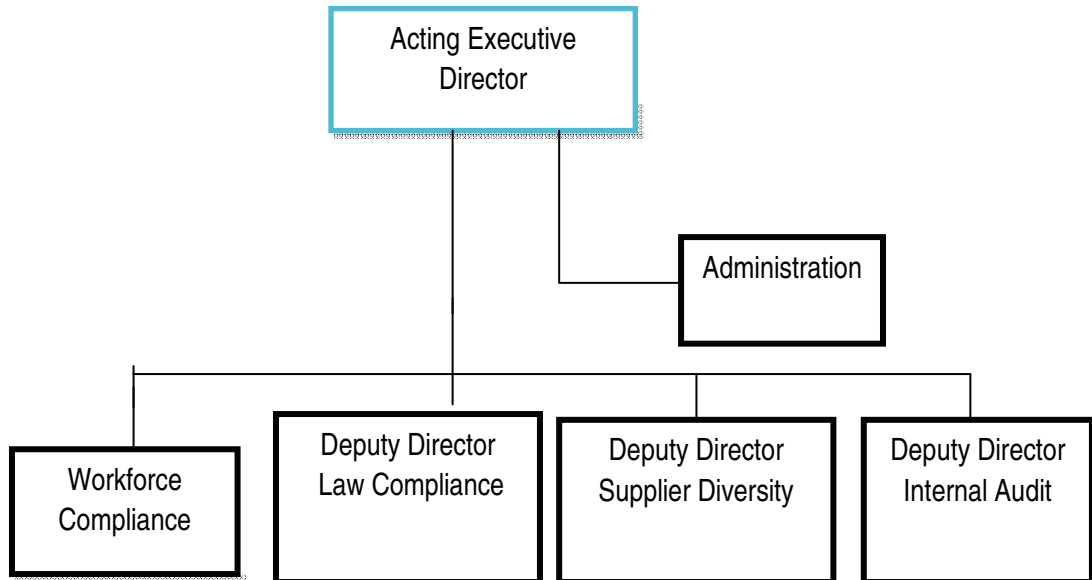
Grants

<i>FEDERAL</i>	
Grant or Program	Term
Community Development Block Grant	Annual

Major Contracts

Project	Term
Compliance Helpline	Annual
Various External Auditors	Annual

Organizational Chart



Facility Locations

Location	Address	Suite	Zip	Phone	Hours
Office of Compliance	333 S. State Street	320	60604	312-747-7778	8:30 a.m. – 5:00 p.m.

Unions Representing Department Employees

Unions
AFSCME



Department of Human Resources

George Arteaga, Commissioner
121 N. LaSalle Street, Suite 1100
Chicago, IL 60602
Phone: (312) 744-8395
Email: george.arteaga@ex.cityofchicago.org

Central Purpose

- Establish and maintain the City of Chicago's human resources policies
- Ensure a fair and equitable hiring process that complies with the City's Hiring Plan
- Work with City departments to develop efficient and equitable human resources practices
- Develop programs to recruit and retain a talented, experienced, professional and diverse workforce, and establish uniform employee performance standards
- Develop and maintain fair and systematic application and promotional testing processes
- Manage a citywide classification and compensation system that ensures equitable pay and comprehensive job analysis
- Oversee programs related to the adherence to employment laws, regulations and City policies which relate to sexual harassment, violence in the workplace, discrimination and discriminatory harassment

Key Facts

The Department of Human Resources recruits, hires and develops the City's workforce. The department maintains the City's classification and pay plans, which determine the qualifications needed and rates of pay granted for each position in the City. The department audits these periodically or upon request, to ensure departments are able to hire and promote employees in accordance with their staffing needs. The city posts jobs and accepts applications through an online system which streamlines the process for the city and for applicants. It has also helped the City reach a wide audience, and attract a large and diverse pool of qualified candidates.



Critical Programs/Services to Assist Residents

Veterans Outreach

In September 2010, DHR established an initiative to reach out to veterans groups to increase awareness about City of Chicago employment programs available to them. Since then, over 3,000 vets have applied for positions. 1,156 veterans are currently on the Police Officer referral list from the test given in December 2010.

Outreach to People with Disabilities

Along similar lines as our outreach to veterans, outreach efforts are ongoing for individuals with physical disabilities to ensure that they are aware of City of Chicago job opportunities, and have access to and, when needed, assistance in completing applications.

Job Fairs

DHR attends job fairs throughout the year at colleges and universities, as well as those sponsored by community, civic and professional organizations. Our aim is to increase awareness of job and internship opportunities.

Professional Job Search Sites

DHR makes use of professional job search engines to promote employment opportunities within the City of Chicago. This ensures that we reach a wide and diverse pool of candidates, and attract the most qualified individuals.

Police and Fire Hiring Integration with TALEO Application and Hiring System

In an effort to attract a wider group of candidates, make the application process more user friendly and increase transparency DHR is maximizing the use of the TALEO application and hiring system. DHR will integrate Police and Fire application processes into this user-friendly automated system to enable applicants for those positions to apply the same way individuals do for other city positions.

Employees

Full Time Positions	Amount
	79

2011 Budget

Fund	Amount
Corporate Fund	\$5,471,659
Water Fund	\$184,700
Chicago O'Hare Airport Fund	\$205,993
Chicago Midway Airport Fund	\$52,548
TOTAL	\$5,914,900

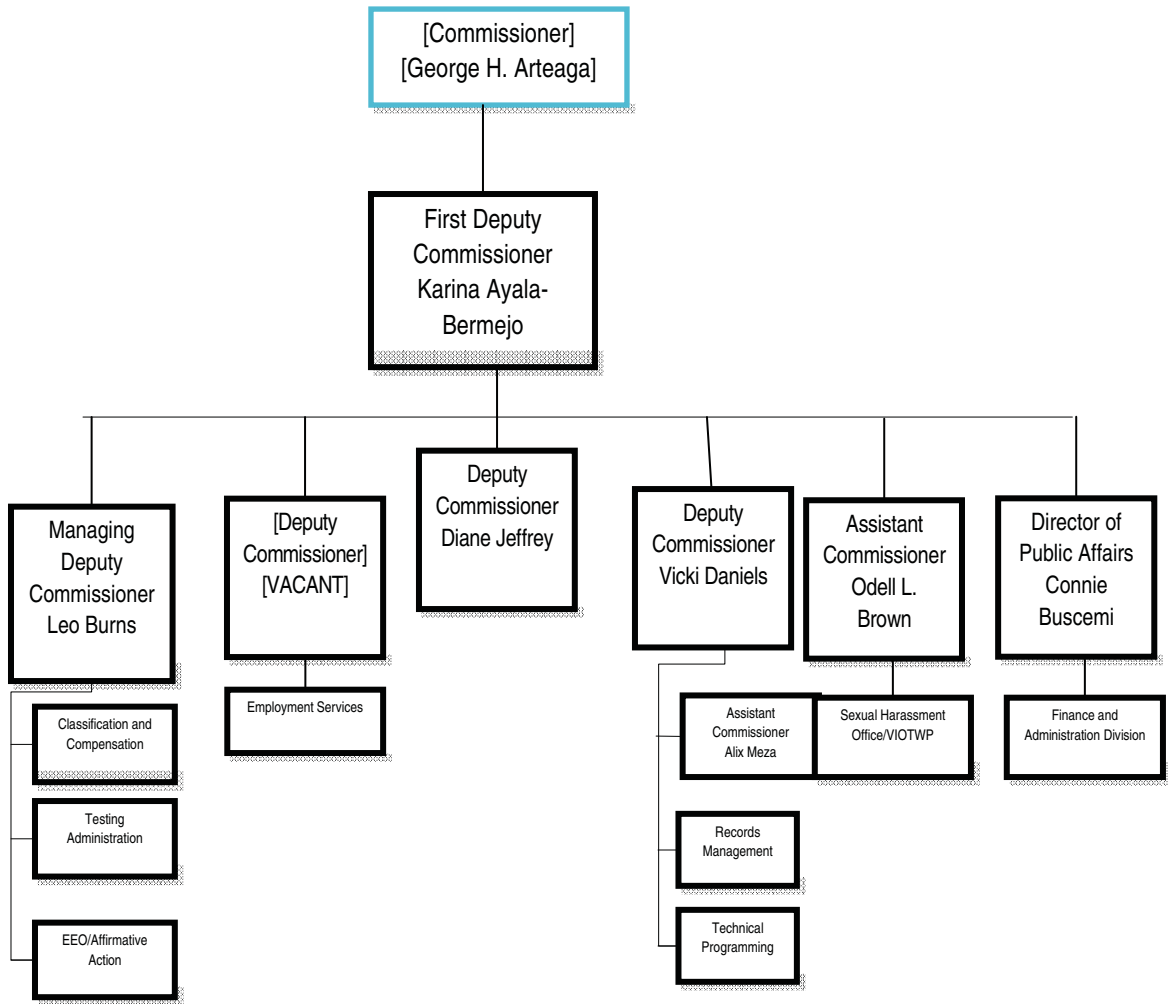
Significant Dates

Event	Date
Police Entrance Exam Referral List	2/11
Fire Battalion Chief Exam	7/11
Affirmative Action Plan	7/11
Fire Paramedic Exam	8/11
Fire Ambulance Commander Exam	8/11
Fire Engineer Exam	12/11

Major Contracts

Project	Term
Master Consulting Agreement, Human Resource Services	12/31/12
Taleo Corporation Hiring On-boarding Software System	2/28/12
Cambridge Integrated Unemployment Claims Insurance Manager	12/31/13
Accurate Inc. Background Checking Services	9/16/15

Organizational Chart



Facility Locations

Location	Address	Suite	Zip	Phone	Hours
City Hall (Main Office)	121 N. LaSalle	1100	60602	744-4968	8:30 – 4:30 (M-F)
City Hall (Service Center)	121 N. LaSalle	100	60602	744-4976	8:30 – 4:30 (M-F)
DePaul Center (Employee Assistant Program)	333 S. State St.	210	60604	747-0399	8:30 – 4:30 (M-F)

Unions Representing Department Employees

Unions
AFSCME



Department of Procurement Services

Jamie Rhee, Chief Procurement Officer
121 N. LaSalle Street, Suite 403
Chicago, IL 60602
Phone: (312) 744-9750
Email: jamie.rhee@cityofchicago.org

Central Purpose

- Serve as the strategic advisor and contracting authority for the procurement of high-quality, cost-effective goods and services for the City of Chicago
- Conduct an open, fair, and timely procurement process by creating, communicating, and enforcing best practices in procurement

Key Facts

In 2010, the Department of Procurement Services (DPS) managed approximately 1,600 contracts and modifications totaling nearly \$1.6 billion annually. DPS works with City departments to assess their needs, and develop the appropriate strategy and process for purchasing goods and services required by the City.

As part of the City's commitment to transparency in government, the Department of Procurement Services posts all contracts, as well as information about vendors and details of payments, on the City's website. The website includes complete copies of all contracts, modifications, and disclosure statements since January 2003. Summary information on contracts remains available on the website for all contracts dating back to 1999.

Goals

DPS has embarked on an aggressive strategic plan to improve operating efficiency, transparency and M/WBE participation in City of Chicago contracting.

DPS will continue to implement improvements, evaluate past performance, implement industry best practices, and harness cutting edge technology. But our mission is to remain committed to providing sound, fair and transparent procurement services for the City of Chicago.

To assist with those efforts, the DPS Alerts system



automatically emails notifications of City procurement news, bid opportunities and events. This system expands DPS outreach and marketing efforts and provides a more convenient method of disseminating information to the business community. Year to date there are approximately 5,000 individuals who receive the alerts.

DPS has issued and updated the *2010-2011 Buying Plan and Vendor Resource Guide*, along with creating two other publications: *The City of Chicago Guide to Procurement Fundamentals and Your Business is Certified, Now What?* Additionally, DPS offers classes to vendors such as: How to Respond to a Request for Proposal (RFP); Compliance Documentation 101; Introduction to City Bonding Requirements; and Doing Business with the City of Chicago. DPS also hosts quarterly audience-led events that give firms the ability to meet DPS staff, ask questions and offer opinions. DPS also work closely with assist agencies to assess the impact of policy and procedure changes.

DPS has also trained over 600 City employees on how procurement policies and procedures are applied.

In an effort to increase accountability and improve transparency, DPS partnered with the City Comptroller to improve payment and procurement policies by establishing a new direct voucher policy, which identified five categories for pre-approved payments and expanding payment data to be viewed online.

In 2011, DPS is continuing partnerships with City agencies, departments and other stakeholders to take business opportunities to the community. We will continue to develop workshops and materials to assist vendors in becoming successful participants in the contracting process. DPS expects to again meet or exceed the target of attending more than 100

events/meetings in 2011 to ensure that the vendor community is aware of the City's procurement process and opportunities.

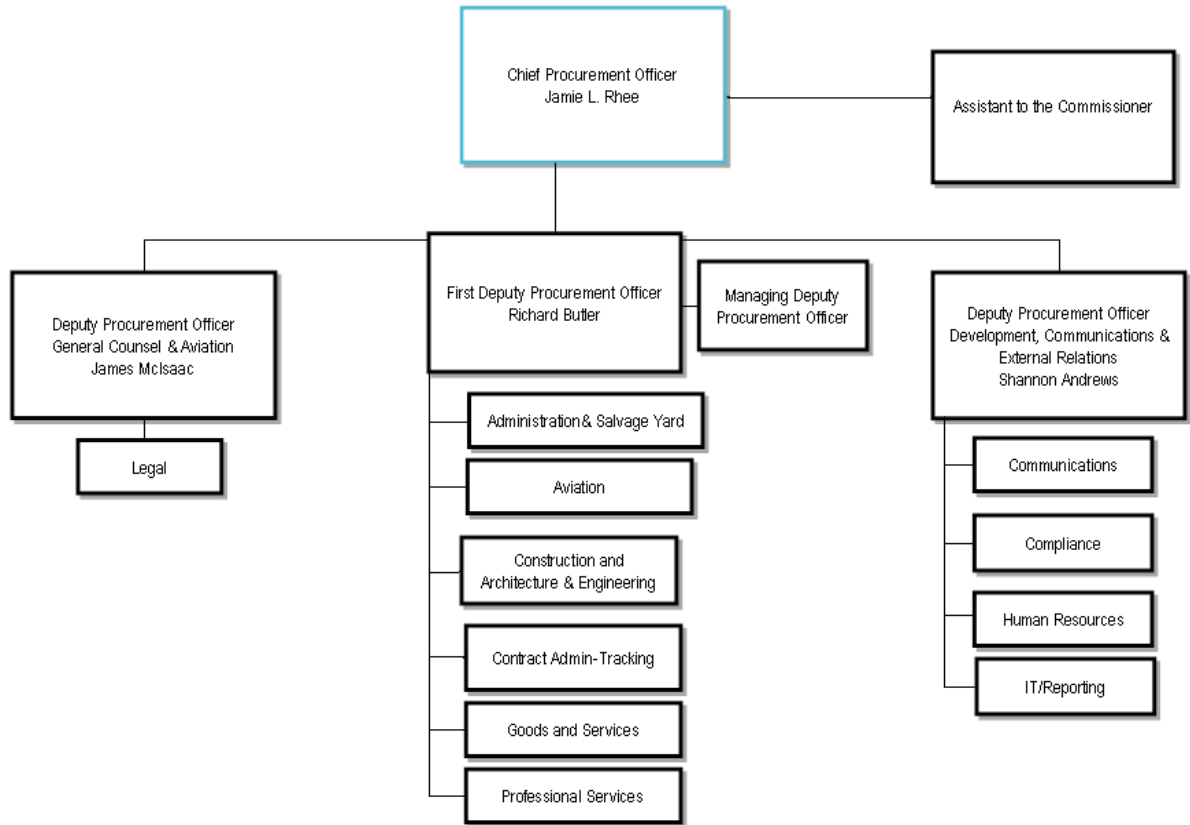
Employees

Full Time Positions	Amount
	76

2011 Budget

Fund	Amount
Corporate Fund	\$4,487,833
Water Fund	\$170,351
Chicago O'Hare Airport Fund	\$1,070,019
TOTAL	\$5,728,203

Organizational Chart



Facility Locations

Location	Address	Suite	Zip	Phone	Hours
City Hall	121 N. LaSalle Street	403 & 3 rd Floor Bid and Bond Room	60603	(312) 744-4900	8:30am – 5:00pm
DPS Salvage Yard	10101 S. Stony Island Avenue		60617	(312) 745-4140	7:30am – 4:00pm

Unions Representing Department Employees

Unions
AFSCME
Laborers



Department of General Services
 Judy Martinez, Commissioner
 30 N. LaSalle Street, Suite 300
 Chicago, IL 60602
 Phone: (312) 744-8351
 Email: judymartinez@cityofchicago.org

Central Purpose

- Operate and maintain city facilities, including security, custodial, and landscaping services
- Oversee renovations of city facilities
- Manage energy efficiency programs
- Purchase citywide gas and electricity
- Provide citywide mail service
- Negotiate all City as Landlord and City as Tenant leases
- Design and print marketing materials for city services, including brochures, business cards, and pamphlets
- Provide in house graphic, reproduction and photography services for all City departments and Sister Agencies, including the public sale of city pictures and calendars

Key Facts

The Department of General Services (DGS) is the City of Chicago’s facility manager. In this capacity, it operates and maintains approximately 425 City facilities, including libraries, senior centers, police and fire stations, and health centers. The department provides in-house carpentry, painting, and other professional trade services. Large renovation projects, security, landscaping, and custodial services are provided by outside contractors.

DGS purchases approximately \$100M of citywide natural gas and electricity annually, monitors energy consumption, and develops policies to reduce energy consumption.

DGS is also responsible for managing the City’s office, warehouse, and leased space. Our goal is to maximize the use of city-owned space and reduce the use of leased space.



DGS has a fully equipped in-house graphics agency which provides design, copy, print, finishing and photographic services to more than 80 City departments and Sister Agencies.

Goals

- Continue to reduce energy costs by maximizing contractual opportunities and implementing policies to reduce energy consumption.
- Implement an inventory control system for the Bureau of Trades & Engineering to expedite projects.
- Continue to maximize the use of city owned space and reduce leased space.

Employees

Full Time Positions	Amount
	451

2011 Budget

Fund	Amount
Corporate Fund	\$90,404,049
Water Fund	\$28,383,815
Chicago O'Hare Airport Fund	\$29,539,909
Chicago Midway Airport Fund	\$6,515,205
Sewer Fund	\$539,014
Vehicle Tax Fund	\$13,529,388
Motor Fuel Tax Fund	\$12,135,000
Library Fund Building & Sites	\$4,344,000
Library Fund Maintenance Operations	\$10,474,135
Other Grant Fund	\$8,785,000
TOTAL	\$204,649,515

Significant Dates

Event	Date
Purchase natural gas at locked-in rate	1 st Qtr of 2011

Grants

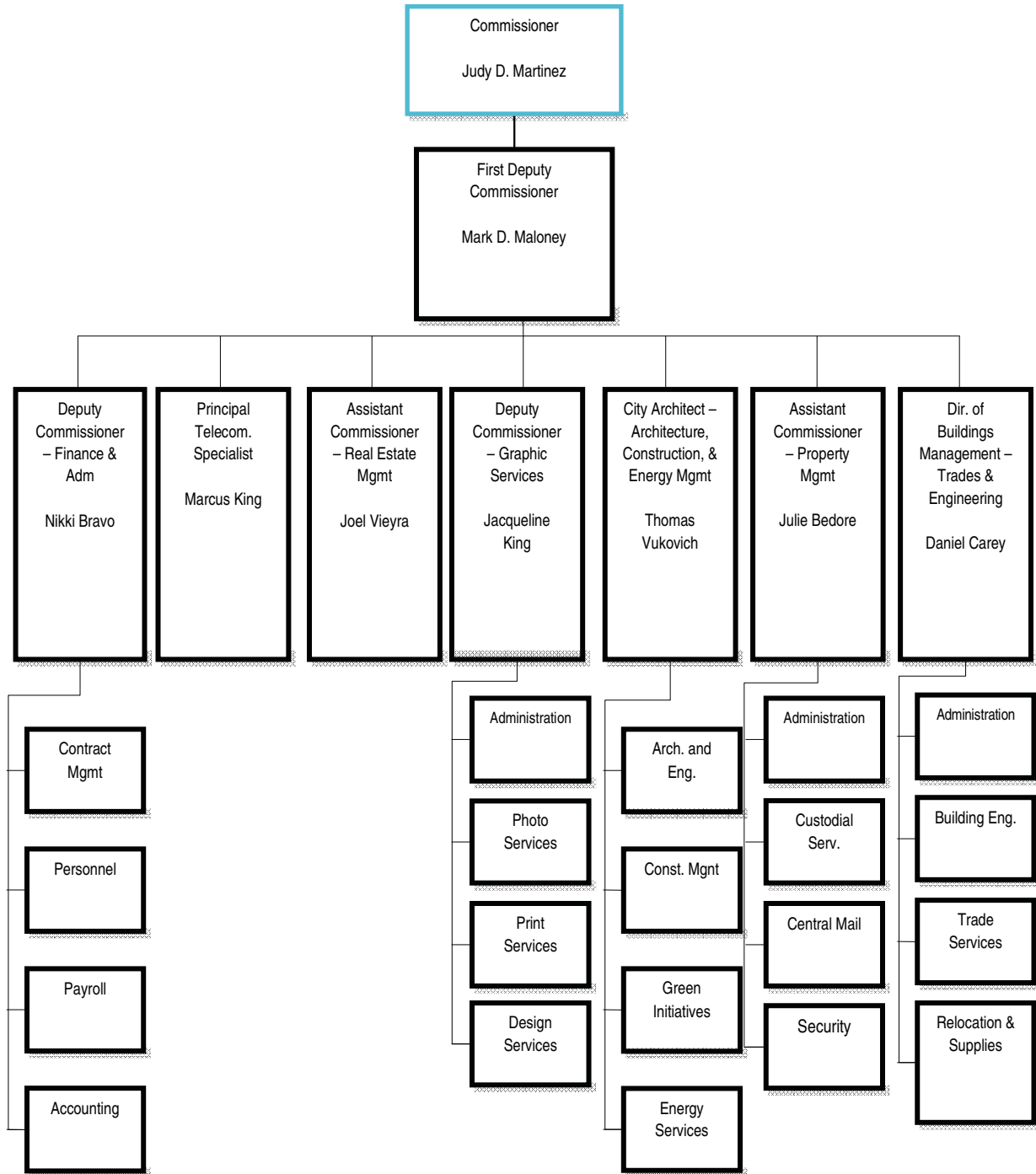
FEDERAL	
Grant or Program	Term
Energy – Thermal Efficiency	2010
Public Safety Lighting Upgrades	2010
Urban Areas Security Initiative	2010
Hazard Mitigation Program	2011
Urban Areas Security Initiative	2011
STATE	
Grant or Program	Term
Peoples Gas Energy Savings	2010
Municipal Energy Efficiency (2 Grants)	2011
Illinois Clean Energy Community Foundation (2 Grants)	2011
Peoples Gas Energy Savings	2011

Major Contracts (DGS Lead)

Project	Term
Exelon Energy Company (Electric Supplier)	12/31/2013
Nationwide Janitorial (Janitorial Services)	12/31/2011
Aguirre Building Maintenance (Janitorial Service)	4/30/2011

Triad Consulting Services (Janitorial Service)	12/31/2011
FHP Tectonics (Job Order Contract)	7/1/2011
Leopardo Companies (Job Order Contract)	7/1/2011
Old Veterans Construction (Job Order Contract)	7/1/2011
Pacific Construction Services (Job Order Contract)	7/22/2011
Paul Borg Construction (Job Order Contract)	7/22/2011
Wight Company (Job Order Contract)	7/15/2011
HOH Architects (Design Services)	12/31/2012
Teng & Associates (Design Services)	12/31/2012
V3 Companies (Design Services)	12/31/2012
Wight & Company (Design Services)	12/31/2012
Wiss Janney (Design Services)	12/31/2012
AAC Design Builders (Construction Mgmt)	12/31/2012
R.M. Chin & Associates (Construction Mgmt)	12/31/2012
Kenny Construction (Global Building Monitoring System)	11/19/2018
MB Real Estate (Property Management)	1/31/2014
U.S. Equities (Property Management)	12/31/2011
Skytech Enterprises (Security Services)	12/31/2011
Wackenhut (Security Services)	12/31/2011
Honor Guard (Security Services)	12/31/2011
Corporate Express (Office Furniture)	7/31/2011
Desks Inc. (Office Furniture)	7/31/2011
Anchor Mechanical (Maint. And Repair of Chillers)	4/30/2012
Fence Masters (Installation and Repair of Fencing and Gates)	7/31/2011
Chicago Christian Industrial League (Landscaping Services)	4/30/2012
Christy Webber (Landscaping Services)	12/31/2010
Builders Chicago (Overhead Doors)	4/30/2011
Parkway Elevators (Main. Of Elevators)	10/31/2011
Speedy Gonzalez (Snow Removal)	11/15/2011
Rose Pest Solutions (Pest Control)	10/31/2013
Smith Movers (Moving Services)	12/31/2011
Big "O" Movers (Moving Services)	12/31/2011
Pitney Bowes (Mailing Equipment)	5/12/2013
WGN Flag (Flags, Reroping Services)	5/31/2011

Organizational Chart



Capital Projects

PROGRAM	CAPITAL PROGRAM ID #	PROJECT NAME	FUNDING SOURCE	2010 FUNDING AMOUNT
City Buildings	1059	1869 PERSHING ROAD	GENERAL OBLIGATION BOND	\$5,000,000.00
City Buildings	1096	400 WEST SUPERIOR-INSPECTOR GENERAL BUILDOUT	GENERAL OBLIGATION BOND	\$100,000.00
City Buildings	31971	DSS -2301 S. ASHLAND GARAGE	PILSEN INDUSTRIAL CORRIDOR	\$2,500,000.00
City Buildings	32821	2350 W. OGDEN ACQUISITION & RENOVATION	GENERAL OBLIGATION BOND	\$456,458.00
City Buildings	34254	2009 CITYWIDE FENCING	GENERAL OBLIGATION BOND	\$200,000.00
City Buildings	34388	MUNICIPAL FACILITY-CITYWIDE ROOFING 2009	GENERAL OBLIGATION BOND	\$41,034.00
City Buildings	34665	400 WEST SUPERIOR INSPECTION	GENERAL OBLIGATION BOND	\$261,660.00
City Buildings	34812	MUNICIPAL FACILITY-CITYWIDE CARPETING 2009	GENERAL OBLIGATION BOND	\$150,000.00
City Buildings	34815	ASBESTOS REMOVAL LEAD PAINT ABATEMENT AND INTERIOR DEMOLITION	GENERAL OBLIGATION BOND	\$77,000.00
City Buildings	34819	BUILDING CONDITION ASSESSMENT	GENERAL OBLIGATION BOND	\$20,000.00
City Buildings	34985	NORTH PARK VILLAGE STEAM TUNNEL STUDY	GENERAL OBLIGATION BOND	\$70,000.00
City Buildings	34988	1615 W. ASHLAND UPGRADE BAS	GENERAL OBLIGATION BOND	\$15,000.00
City Buildings	34989	SECURITY EQUIPMENT UPGRADES	GENERAL OBLIGATION BOND	\$80,000.00
City Buildings	35017	MUNICIPAL FACILITY-2010 CITYWIDE ROOFING	GENERAL OBLIGATION BOND	\$1,251,534.00

PROGRAM	CAPITAL PROGRAM ID #	PROJECT NAME	FUNDING SOURCE	2010 FUNDING AMOUNT
City Buildings	35019	MUNICIPAL FACILITY-2010 CITYWIDE TUCKPOINTING	GENERAL OBLIGATION BOND	\$312,310.00
City Buildings	35020	MUNICIPAL FACILITY-2010 CITYWIDE FENCING	GENERAL OBLIGATION BOND	\$200,000.00
City Buildings	35021	MUNICIPAL FACILITY-2010 MAINTENANCE OF PROPERTY	GENERAL OBLIGATION BOND	\$2,000,000.00
City Buildings	35022	MUNICIPAL FACILITY-2010 MAINTENANCE OF EQUIPMENT	GENERAL OBLIGATION BOND	\$2,000,000.00
City Buildings	35023	MUNICIPAL FACILITY-2010 MAINTENANCE SUPPLIES	GENERAL OBLIGATION BOND	\$2,400,000.00
City Buildings	35024	MUNICIPAL FACILITY-2010 TRADES	GENERAL OBLIGATION BOND	\$2,000,000.00
City Buildings	35025	MUNICIPAL FACILITY-2010 HVAC	GENERAL OBLIGATION BOND	\$800,000.00
City Buildings	35059	EXHAUST EXTRACTOR PROGRAM 2010	GENERAL OBLIGATION BOND	\$481,500.00
City Buildings	35115	NORTH & THROOP AIR HANDLERS	ENERGY EFFICIENCY & CONSERVATION BLOCK GRANT	\$950,000.00
City Buildings	35116	NORTH PARK VILLAGE STEAM PLANT REPLACEMENT	ENERGY EFFICIENCY & CONSERVATION BLOCK GRANT	\$3,009,767.00
City Buildings	35117	INDOOR LIGHTING IMPROVEMENTS	ENERGY EFFICIENCY & CONSERVATION BLOCK GRANT	\$1,400,000.00
City Buildings	35118	OUTDOOR LIGHTING IMPROVEMENTS	ENERGY EFFICIENCY & CONSERVATION BLOCK GRANT	\$1,264,500.00
City Buildings	35119	GLOBAL BUILDING MONITORING SYSTEM	ENERGY EFFICIENCY & CONSERVATION BLOCK GRANT	\$1,864,733.00

PROGRAM	CAPITAL PROGRAM ID #	PROJECT NAME	FUNDING SOURCE	2010 FUNDING AMOUNT
City Buildings	35169	NORTH PARK VILLAGE SENIOR WELLNESS CENTER	GENERAL OBLIGATION BOND	\$3,598,129.00
City Buildings	35273	RENOVATION & STRUCTURAL REPAIRS TO CITY HALL	LASALLE/CENTRAL	\$5,500,000.00
City Buildings	35274	CITY HALL LIFE SAFETY IMPROVEMENTS	GENERAL OBLIGATION BOND	\$311,603.00
City Buildings	35621	RELOCATION OF 5TH FLOOR DEPAUL CENTER	GENERAL OBLIGATION BOND	\$54,210.00
Fire	1208	ENGINE 109 - NEW CONSTRUCTION	GENERAL OBLIGATION BOND	\$1,500,000.00
Fire	34726	FIRE ENGINE COMPANY #1 RENOVATIONS	GENERAL OBLIGATION BOND	\$72,842.00
Fire	34986	FIRE ESCAPE DESIGN AND REPAIR	GENERAL OBLIGATION BOND	\$324,072.00
Fire	35383	ENGINE COMPANY #120 REPAIRS	GENERAL OBLIGATION BOND	\$118,000.00
Fire	35383	ENGINE COMPANY #120 REPAIRS	Western/Rock Island Tif	\$151,000.00
Fire	35386	Engine 16 - NEW CONSTRUCTION	GENERAL OBLIGATION BOND	\$500,000.00
Fire	35386	Engine 16 - NEW CONSTRUCTION	BRONZEVILLE TIF	\$7,000,000.00
Police	1488	12TH DISTRICT POLICE STATION - NEW CONSTRUCTION	GENERAL OBLIGATION BOND	\$8,091,124.00
Police	1515	23RD DISTRICT POLICE STATION	GENERAL OBLIGATION BOND	\$10,030,122.00
Police	32515	24TH DISTRICT POLICE STATION RENOVATION	CLARK STREET AND RIDGE AVENUE	\$1,600,000.00
Police	32764	CPD - AREA 2 BUILDING ENVELOPE REPAIRS	GENERAL OBLIGATION BOND	\$13,775.00
Police	35038	POLICE RECORDS CUSTOEMER SERVICE CENTER	GENERAL OBLIGATION BOND	\$164,000.00

PROGRAM	CAPITAL PROGRAM ID #	PROJECT NAME	FUNDING SOURCE	2010 FUNDING AMOUNT
Police	35113	AREA 5 COOLING TOWER	ENERGY EFFICIENCY & CONSERVATION BLOCK GRANT	\$250,000.00
Police	35114	MARINE UNIT CONTROLS	ENERGY EFFICIENCY & CONSERVATION BLOCK GRANT	\$11,000.00
				\$68,195,373.00

Facility Locations

Location	Address	Suite	Zip	Phone	Hours
Administrative Office	30 North LaSalle	300	60602	312-742-3124	8am-5pm
Trades & Engineering	1685 North Throop	Dock 20	60642	312-744-2987	7am-4pm
Electricity, Wiring, & Communication	940 West Exchange	-	60609	312-744-3976	

The Department of General Services also maintains the following facilities on behalf of City departments.

Location	Facility
10 N. Leavitt Ave.	Fire Station - E.C. 26
10 S. Kedzie Ave.	Garfield Community Center
100 S. Racine Ave.	Police Station - 12th District
1000 E. 73rd	Library - Greater Grand Crossing
101 E. 79th St.	Fire Station - E.C. 122
1010 S. Clinton St.	Fire - Public Education
10101 S. Stony Island Ave.	Fuel Station
10420 S. Vincennes Ave.	Fire Station - Hook and Ladder 24
1044 N. Orleans St.	Fire Station - Air and Mask
10458 S. Hoxie Ave.	Fire Station - E.C. 81
1052 W. Waveland Ave.	Fire Station - E.C. 78
10615 S. Ewing Ave.	Fire Station - E.C. 74
11001 S. Indiana Ave.	Library - Pullman
1101 S. California Ave.	Fire Station - E.C. 107
11010 S. Kedzie Ave.	Library - Mount Greenwood
11035 S. Homewood Ave.	Fire Station - E.C. 120
11071 S. Hoyne Ave.	Library - Walker
1125 N. Ashland Ave.	Fire Station - E.C. 30
1129 W. Chicago Ave.	Fire Station - E.C. 14
1140 W. 79th St.	Health Clinic - Southwest
115 S. Pulaski Rd.	Library - Legler
1150 E. 55th St.	Fire Station - E.C. 60
1150 N. North Branch St.	Ward Yard - 32nd and 42nd
1150B N. North Branch St.	Recycling Center
1160 N. Larrabee St.	Police Station - 18th District
11615 S. Indiana Ave.	Ward Yard - 9th
11659 S. Avenue O Ave.	Fire Station - E.C. 104
11940 S. Peoria St.	Fire Station - E.C. 115
11958 S. State St.	Fire Station - E.C. 75
1200 W. Wilson Ave.	Fire Station - E.C. 83
121 N. La Salle St.	City Hall
1210 W. Elmdale Ave.	Library - Edgewater
1226 W. Ainslie St.	Library - Bezazian
1244 N. Western Ave.	Fire Station - E.C. 57
12701 S. Doty Ave.	Fire Station - E.C. 80

Location	Facility
1300 W. Jackson Blvd.	Police Academy
1320 W. Concord	Ward Yard - 43rd
13359 S. Burley Ave.	Fire Station - E.C. 97
1338 S. Clinton St.	Fire Academy South
1345 W. Madison St.	OEMC Garage
1350 W. 89th St.	Library - Brainerd
1360 S. Blue Island Av.	Fire Station - E.C. 18
1411 W. Madison St.	911 Center
1424 W. Pershing	Water Mgmt
1438 W. 63rd St.	Police Station - 7th District
1440 E. 67th St.	Fire Station - E.C. 63
1501 W. Pershing Rd.	CDOT Operations
1501 W. School St.	Ward Yard - 44th
1605 N. Troy St.	Library - Humboldt Park
1615 W. Chicago Ave.	Goldblatts Building Offices/Library
1618 W. 33rd Pl.	Fire Station - E.C. 39
1619 E. 73rd St.	Ward Yard - 5th and 6th
1659 W. Melrose St.	Library - Lincoln Belmont
1685 N. Throop St.	Warehouse/Fleet Garage
1724 W. 95th St.	Fire Station - E.C. 121
1701 N. Milwaukee Ave.	Library - Bucktown Wicker Park
1701 N. Throop St.	Fuel Station
1713 S. Ashland Ave.	Health Clinic - Pilsen
1717 W. Pershing Rd.	Ward Yard - 11th
1718 S. State St.	Police Station - 1st District
1732 W. Byron St.	Fire - EMS North
1745 W. 63rd St.	Library - West Englewood
1747 N. Pulaski Rd.	Fire Station - E.C. 76
1754 S. Clark St.	Streets and Sanitation Operations
1756 W. 74th St.	Ward Yard - 15th and 18th
1759 W. Adams St.	Police Counseling
1767 E. 79th St.	Aging Center - Atlas Center
1805 S. Loomis St.	Library - Lozano
1817 S. Pulaski Rd.	Ward Yard - 24th
1819 W. Pershing Rd.	Warehouse
1821 S. Indiana Ave.	Widow Clarke House
1827 N. Monticello Ave.	Ward Yard - 35th

Location	Facility
1845 W. Pershing Rd.	Police Operations
1869 W. Pershing Rd.	Warehouse
1900 W. Monterey Ave.	Police Station - 22nd District
1901 N. Damen Ave.	Fire Station - E.C. 35
1915 S. Damen Ave.	Fire Station - E.C. 23
1915 W. 35th St.	Library - McKinley Park
1944 W. Cullerton St.	Ward Yard - 25th
1962 W. 95th	Library - Beverly
200 E. 115th St.	Health Clinic - Roseland
2019 W. Lawrence Ave.	Aging Center - Levy
202 E. Chicago Ave.	Fire Station - E.C. 98
2045 W. Washington St.	Health Clinic - Miles Square
21 W. 59th St.	Fire Station - E.C. 84
2102 W. Ogden Ave.	Aging - Central West and MOPD
2111 W. Lexington St.	311 City Services
212 W. Cermak Rd.	Fire Station - E.C. 8
2133 W. Lexington St.	Health Complex
2150 N. California Ave.	Police Station - 14th District
2160 W. Ogden Ave.	Health Clinic - Sachs
2179 N. Stave St.	Fire Station - E.C. 43
2214 W. Barry Ave.	Fire Station - E.C. 56
2215 W. 51st St.	Fire Station - E.C. 123
2236 W. 69th St.	Fire Station - E.C. 101
2255 E. 103rd St.	Police Station - 4th District
2322 W. Foster Ave.	Fire Station - E.C. 110
2323 N. Natchez Ave.	Fire Station - E.C. 125
2350 W. 52nd St.	Fleet Garage
2350 W. Ogden Ave.	Consumer Services Licensing
2352 S. Ashland Ave.	Streets and Sanitation Complex
2358 S. Whipple St.	Fire Station - E.C. 109
2418 W. Division St.	Health Clinic - West Town
2435 E. 100th St.	Library - Jeffrey Manor
2451 S. Ashland Ave.	CDOT Garage/Shops
2452 W. Belmont Ave.	Police Station - 19th District (Area 3)
2460 W. Cortland St.	Ward Yard - 26th Ward
25 S. Laflin St.	Fire Station - E.C. 103
250 N. Breakwater Access Rd.	Marine Safety Station
2505 E. 73rd St.	Library - South Shore
2505 W. Grand Ave.	Ward Yard - 1st and 27th
2534 S. Throop St.	Fire Station - E.C. 28
2579 N. Milwaukee Ave.	Comfort Station
259 N. Columbus Dr.	Fire Station - E.C. 13
2714 N. Halsted St.	Fire Station - E.C. 55
2741 S. Western Ave.	David Lee Animal Care Facility
2817 N. Natoma Ave.	Ward Yard -36th

Location	Facility
2827 N. Pulaski Rd.	Fire Station - E.C. 91
2840 S. Calumet Ave.	Ward Yard - 2nd
2861 N. Clark St.	Health Clinic - Lakeview
2938 E. 89th St.	Health Clinic - South Chicago
300 E. 29th St.	Police Station - 21st District
3002 W. 42nd St.	Fire Station - E.C. 65
3015 W. 31st St.	Fire Warehouse
3027 E. 93rd St.	Fire Station - E.C. 46
3030 W. Fullerton Ave.	Library - Logan Square
3042 S. Kedvale Ave.	Fire Station - E.C. 99
3048 E. 130th St.	Library - Hegewisch
3050 S. Sacramento	Fire Storage and OEMC Radio Shop
310 W. Division St.	Library - Near North
3100 S. Sacramento	Fleet Garage
3104 N. Narragansett Ave.	Library - West Belmont
3104 W. Harrison St.	Police Garage
3112 W. 111th St.	Fire Station - E.C. 92
3120 S. Halsted	Police Station - 9th District
3124 S. Sacramento	CDOT Shops - Iron Workers
3143 N. Rockwell Ave.	Ward Yard - 33rd
3148 S. Sacramento	Water Mgmt
3151 W. Harrison St.	Police Station - 11th District (Area 4)
3160 N. Milwaukee Ave.	Copernicus Aging Center
320 W. Touhy Ave.	Police Canine Training
324 S. DesPlaines St.	Fire Station - E.C. 5
3245 N. Campbell Ave.	Fuel Station
330 W. 104th St. St.	Fire Station - E.C. 93
3315 W. Ogden Ave.	Police Station - 10th District
3340 W. Fillmore St.	Police Evidence Warehouse
3353 W. 13th St.	Library - Douglas
3357 W. 55th St.	Ward Yard - 14th
34 E. 114th St.	Fire Station - E.C. 62
3400 S. Halsted St.	Library - Daley
3400 S. Lawndale Ave.	Ward Yard - 22nd
3401 N. Elston Ave.	Fire Station - E.C. 106
3420 W. 63rd St.	Police Station - 8th District
3421 S. Calumet Ave.	Fire Station - E.C. 19
3436 S. Martin Luther King Dr.	Library - King
3448 S. Lawndale Ave.	CDOT Shops - Signs and Markings
3509 S. Lowe Ave.	Fire Station - E.C. 29
351 E. Lower Randolph St.	Streets and Sanitation Offices
3510 S. Michigan Ave.	Police Headquarters
3512 W. Montrose	Streets and Sanitation Offices
3559 S. Maplewood Ave.	Ward Yard - 12th

Location	Facility
3637 W. 59th St.	Fire Station - E.C. 88
3647 S. State St.	Library - Chicago Bee
3710 E. 106th St.	Library - Vodak
3720 W. 55th St.	Ward Yard - 13th
3746 S. Iron St.	Fuel Station
3801 N. Damen Ave.	Fire Station - E.C. 112
3812 S. Iron St.	Streets and Sanitation and Fleet Mgmt
3900 S. California Ave.	Juvenile Intervention
3901 S. Ashland	Water Mgmt - Central District
3918 N. Harlem Ave.	Fire Station - E.C. 86
3945 W. Peterson Ave.	Fire Station - E.C. 89
3949 W. 16th St.	Fire Station - E.C. 38
3950 S. Honore	Fire Garage
3954 E. Foreman Dr.	Air/Sea Rescue Facility
400 S. State St.	Library - Harold Washington
400 W. Superior St.	Administrative Hearings
4005 S. Dearborn St.	Fire Station - E.C. 16
4005 W. 27th St.	Library - Toman
4005 W. West End Ave.	Fire Station - E.C. 95
4017 N. Tripp Ave.	Fire Station - E.C. 69
4020 W. 63rd St.	Library - West Lawn
4042 W. 47th St.	Fire Station - E.C. 34
4101 W. 79th St.	Library - Scottsdale
412 N. Kedzie Ave.	Fire Station - E.C. 44
419 S. Wells St.	Fire Station - E.C. 1
4211 W. Ferdinand St.	Fuel Station
4233 W. Ferdinand St.	Fleet Garage
4243 N. Neenah Ave.	Ward Yard - 38th
4311 W. Ferdinand St.	Ward Yard - 28th
4314 S. Archer Ave.	Library - Brighton Park
4314 S. Cottage Grove Ave.	Community Center - King
432 E. Marquette Rd.	Fire Station - E.C. 47
4352 S. Cottage Grove Ave.	Ward Yard - 4th
4401 S. Ashland Ave.	Fire Station - E.C. 49
441 N. Waller Ave.	Fire Station - E.C. 96
4426 N. Kedzie Ave.	Fire Station - E.C. 124
444 N. Dearborn St.	Fire - Prevention Bureau
445 N. Sacramento Ave.	Chicago Center for Green Technology
4455 N. Lincoln Ave.	Library - Sulzer Regional
4600 S. Cottage Grove	Fire Station - E.C. 45
4605 W. Lawrence Ave.	Ward Yard - 39th
4625 N. Milwaukee Ave.	Fire Station - E.C. 108
4650 N. Pulaski Rd.	Police Station - 17th District
4801 S. Michigan Ave.	Library - Hall
4830 W. Chicago Ave.	Ward Yard - 37th

Location	Facility
4833 W. Sunnyside Av.	Fuel Station
4835 N. Lipps Ave.	Ward Yard - 45th
4840 W. Sunnyside Ave.	Fuel Station
4856 W. Chicago Av.	Library - West Chicago
4900 W. Chicago Ave.	Fire Station - E.C. 117
4900 W. Sunnyside Ave.	Streets and Sanitation Offices
4904 S. Lake Park Ave.	Library - Blackstone
4911 W. Belmont Ave.	Fire Station - E.C. 7
5000 S. Union Ave.	Fire Station - E.C. 50
5021 S. Wabash Ave.	Ward Yard - 3rd
5055 S. Archer Ave.	Library - Archer Heights
5071 W. Congress Pkwy.	Aging Center - Austin Satellite Center
5101 S. Wentworth Ave.	Police Station - District 2 (Area 1)
5108 W. Belmont Ave.	Library - Portage Cragin
5150 N. Kimball Ave.	Library - Albany Park
5151 N. Milwaukee Ave.	Police Station - 16th District
5200 S. Western	Fleet Garage
5200 W. 63rd St.	Fire Station - E.C. 127
5212 W. Harrison St.	Fire Station - E.C. 113
5219 S. Wentworth Ave.	Fleet Garage
5258 W. Grand Ave.	Fire Station - E.C. 68
5326 N. Bowmanville Ave.	Streets and Sanitation Garage/Shops
5331 W. Devon Ave.	Library - Edgebrook
5333 N. Western Ave.	Ward Yard - 40th / Garage
5343 N. Cumberland Ave.	Fire Station - E.C. 11
5349 S. Wabash Ave.	Fire Station - EMS South
5363 W. Lawrence Ave.	Library - Jefferson Park
5400 N. Lincoln Ave.	Police Station - 20th District
5430 W. Gale St.	City Clerk Satellite Office
5440 S. Racine Ave.	Library - Sherman
548 W. Division St.	Fire Station - E.C. 4
55 W. Illinois St.	Fire Station - E.C. 42
5555 W. Grand Ave.	Police Station - 25th District (Area 5)
5556 S. Central Ave.	Ward Yard - 23rd
5559 S. Narragansett Ave.	Fire Station - E.C. 32
558 W. De Koven St.	Fire Academy
5605 W. Grand Ave.	Ward Yard - 29th and 30th
5615 W. Race Ave.	Library - Austin Irving
5630 N. Lincoln Ave.	Library - Budlong
5701 W. Madison St.	Police Station - 15th District
5724 W. North Ave.	Library - North Austin
5758 W. Grace St.	Fire Station - E.C. 94
5801 N. Pulaski Rd.	North Park Village Complex
5853 N. Broadway	Ward Yard - 48th

Location	Facility
5955 S. Ashland Ave.	Fire Station - E.C. 116
6 S. Hoyne St.	Library - Mable Manning
6030 N. Avondale Ave.	Fire Station - E.C. 119
6030 N. Clark St.	Fire Station - E.C. 70
605 W. Armitage Ave.	Fire Station - E.C. 22
6083 N. Northwest Hwy.	Library - Roden
6100 W. Irving Park Rd.	Library - Austin Irving
611 W. 69th St.	Ward Yard - 17th
6117 S. Kedzie Ave.	Aging Center - Southwest
6120 S. Kedzie Ave.	Library - Chicago Lawn
6120 S. Racine Ave.	Police Station - 7th District
6145 S. Throop St.	Ward Yard - 16th
6151 S. Normal Bv.	Library - Kelly
6239 N. California Ave.	Fire Station - E.C. 71
6325 S. Woodlawn Ave.	Health Clinic - Woodlawn
6401 S. Evans Ave.	Ward Yard - 20th
641 W. 63rd St.	Health Clinic - Englewood
6411 S. Cicero Ave.	Fire Storage
642 W. 43rd St.	Library - Canaryville
6423 W. 63rd Pl.	Library - Clearing
6424 N. Lehigh Ave.	Fire Station - E.C. 79
6435 N. California Ave.	Library - Northtown
644 W. Belmont Ave.	Library - Merlo
6441 N. Ravenswood Ave.	Ward Yard - 49th and 50th
6445 N. Ravenswood Av.	Fuel Station
6453 W. Higgins Rd.	Ward Yard - 41st
6464 N. Clark St.	Police Station - 24th District
6501 S. State St.	Fuel Station
657 W. 63rd St.	Aging Center - Englewood
66 E. Randolph St.	Gallery 37
6907 N. Clark St.	Library - Rogers Park
7040 S. Cottage Grove Ave.	Police Station - 3rd District
7059 S. South Shore Dr.	Police Horse Stables
7101 S. Parnell Ave.	Fire Station - E.C. 54
72 E. Randolph St.	72 E. Randolph
727 E. 111th St.	Police Station - District 5 (Area 2)
731 E. 63rd St.	Library - Coleman
7313 S. Kingston Ave.	Fire Station - E.C. 122
7340 N. Clark	Fire Station - E.C. 102
740 N. Sedgwick St.	Office Building
7454 W. Balmoral Ave.	Library - Oriole Park
7506 S. Racine Ave.	Library - Thurgood Marshall
7659 S. Pulaski Rd.	Fire Station - E.C. 64
7800 S. Oakley Ave.	CDOT/Shops
7808 S. Halsted St.	Police Station - 6th District

Location	Facility
7901 S. Martin Luther King Jr Dr.	Library - Young
7982 S. South Chicago Ave.	Fire Station - E.C. 72
800 S. Desplaines St.	Maxwell Street Permit Center
8026 S. Kedzie Ave.	Fire Station - E.C. 15
8120 S. Ashland Ave.	Fire Station - E.C. 129
8148 S. Stony Island Ave.	Library - Avalon
817 E. 91st St.	Fire Station - E.C. 82
829 W. 120th Street	Ward Yard - 34th
830 W. 119th St.	Library - West Pullman
845 W. Wilson Ave.	Health Clinic - Uptown
850 W. Addison	Police Station - 23rd District
8530 S. Kedzie Ave.	Library - Wrightwood Ashburn
8559 S. Vincennes Ave.	Ward Yard - 21st
8630 S. Emerald Ave.	Fire Station - E.C. 73
9055 S. Houston Ave.	Library - South Chicago
9059 S. Cottage Grove Ave.	Health Clinic - Burnside
9160 S. Harbor	Ward Yard - 7th and 10th
929 W. Buena Ave.	Library - Uptown
937 N. Wood St.	Police Station - 13th District
940 W. Exchange Ave.	General Services - E.W.C.
9525 S. Halsted St.	Library - Woodson Regional

Unions Representing Department Employees

Unions
AFSCME
BRICKLAYERS
CARPENTERS
ELECTRICIANS
FIREMEN & OILERS
INSULATORS
IRON WORKERS
LABORERS
LABORERS
MACHINISTS
OPERATING ENGINEERS
PAINTERS
PIPEFITTERS
PLASTERERS
PLUMBERS
PUBLIC SVC EMPLS
ROOFERS
SHEET METAL WORKERS
SPRINKLER FITTERS
TEAMSTERS
WINDOW CLEANERS



Department of Fleet Management

Pat Harney, Commissioner
1685 N. Throop Street
Chicago, IL 60642
Phone: (312) 744-5020
Email: pat.harney@cityofchicago.org

Central Purpose

- Repair, maintain and inventory City vehicles, as well as those owned by the Chicago Park District, the Chicago Housing Authority and the Chicago Transit Authority
- Acquire new vehicles and off-road equipment for the City
- Purchase, dispense and monitor all fuel for motorized equipment, including that owned by the Chicago Park District, the Chicago Housing Authority, the Chicago Public Schools, the Metropolitan Pier and Exposition Authority, Chicago Transit Authority and City Colleges of Chicago
- Coordinate the rental of all vehicles and construction equipment
- Dispose of “end of life” vehicles and equipment
- Maximize cost recovery through warranty reimbursement

Key Facts

The Department of Fleet Management (DFM) is responsible for 12,400 vehicles and pieces of heavy duty equipment, ranging from police cars and pick-up trucks to refuse trucks, fire ladders and airport all purpose runway brooms. Fleet Management has enhanced its preventive and predictive maintenance programs in order to minimize out-of-service time and related costs for the users of this large and diverse fleet.

The department operates a network of fueling facilities to provide users with a selection of conventional and alternative fuels (up to four fuels per site), including gasoline, ultra low sulfur diesel/bio-diesel blend, E-85 ethanol and compressed natural gas (CNG) and plug in electric.

Fleet Management continues to expand the City's fleet of environmentally friendly vehicles to fulfill the Chicago Climate Action Plan and the Green Fleet



Programs. The goals of the Green Fleet program are to increase the number of hybrid/ alternative-fuel vehicles in the fleet by 10% annually; retrofit all possible pre-2007 diesel vehicles with emissions-reduction devices; reduce or eliminate idling wherever possible; and to do anything possible to reduce fuel usage, displace petroleum and reduce pollutant emissions. In 2010, these programs have reduced pollution by an average of 3.5 tons per month. Year-end estimates for the 2010 green portion of the fleet consists of 82 compressed-natural-gas vehicles, 1,068 vehicles running on ethanol E85, 328 light- and medium-duty hybrid-electric vehicles and 8 all-electric vehicles. All new vehicles and a substantial number of existing vehicles are set for automatic shutdown while idling, preventing the waste of fuel.

By retrofitting over 519 diesel-powered refuse trucks, street sweepers and front-end loaders with diesel-exhaust retrofits (which reduce exhaust emissions) the department has further augmented the movement toward a “greener” fleet. Additional retrofits are planned for 2011 and beyond.

Goals

Gasoline: Consumption of gasoline for year-end 2010 was 4,791,100 gallons dispensed. In 2009, gasoline consumption finished at 5,110,661 gallons compared to 6,107,166 gallons consumed in 2007. Due to an

increase in the use of alternative fuels (E85), consumption of gasoline has been declining. The E85 use in 2010 increased from 0.5 million gallons in 2009 to 1 million gallons in 2010. For 2011, gasoline consumption is estimated to decrease by 0.5 million gallons due to an increase usage of E85, 2011 target is 1.5 million gallons.

Compressed Natural Gas (CNG): Consumption of CNG (Compressed Natural Gas) consolidates usage by the City fleet and Sister Agencies equipment. The department has taken steps to promote the product and has seen an increase due to additional CNG units in the fleet, 56,100 gallons were used in 2010. The 2011 target is 55,000 gallons. Steps are underway to upgrade fuel dispensers to 3,500 PSI increasing the amount of fuel and the range of each vehicle and subsequently promoting increased use of CNG.

Alternative Fuel and Hybrid Vehicles in Fleet: The Department of Fleet Management (DFM) is committed to expanding the size and percentage of environmentally friendly vehicles in the City fleet. DFM currently has 1,272 total alternate fuel/hybrid vehicles in the City fleet, exceeding the 2010 year end target of 1,059 by 20%. DFM anticipates continuing the 10% annual increase into 2011, setting a 2011 year-end target of 1,400 units. In 2007, the size of alternative fuel and hybrid vehicles in fleet was 522 compared to 1,272 in 2010.

Warranty Reimbursement: Warranty reimbursement refers to the aggregate of the value of warranty recovered through whole unit warranty claims, original equipment manufacture, parts company claims, and settlements on in-house repairs paid by the vendor. DFM collected \$3,150,000 in reimbursements in 2010, exceeding the year-end target of \$3,000,000 by 5%. The 2011 target (\$2,800,000) shows a 6.7% reduction in dollars recovered compared to the 2010 target. The reduction is due to a decrease in the number of units covered by whole unit warranty.

Diesel: Consumption of diesel fuel for 2010 was approximately 5,000,000 gallons. The decrease is based on the City's Anti-Idling Policy, and reduction in City owned and rented equipment. The 2011 diesel target will remain the same as 2010. Consumption of bio-diesel fuel (B100) for year-end 2010 is estimated to be 250,000 gallons dispensed.

Zipcar Car Sharing Agreement: As part of an ongoing effort to improve efficiency, protect taxpayers and streamline equipment, the City of Chicago put out an RFP for car sharing in April 2009. This resulted in an agreement with Zipcar, the world's leading car-sharing service. Under the new-car-sharing agreement, City employees will now be able to utilize Zipcar's fleet of vehicles located throughout the City for business purposes.

As a result of this agreement, the Department of Fleet Management will remove more than 100 vehicles from service by the end of 2011. This initiative will result in a savings of more than \$400,000 in fuel and maintenance costs throughout 2011 and 2012. Through a number of creative management and efficiency initiatives, the City's vehicle fleet has been reduced by more than 950 vehicles since 2009.

Employees

Full Time Positions	Amount
	673

2011 Budget

Fund	Amount
Corporate Fund	\$81,560,169
Water Fund	\$6,884,863
Chicago O'Hare Airport Fund	\$20,838,398
Chicago Midway Airport Fund	\$3,210,940
Sewer Fund	\$5,008,442
TOTAL	\$117,502,812

Significant Dates

Event	Date
Spring/Winter Conversions	April/October
Car Sharing Program	March 1
Leasing Initiative	April 1

Grants

FEDERAL	
Grant or Program	Term
National Clean Diesel Funding Assistance	3/31/11
Clean Cities Petroleum Reduction	12/31/11
Byrne Justice Assistance	12/31/11
Congestion Mitigation & Air Quality Grants	2012

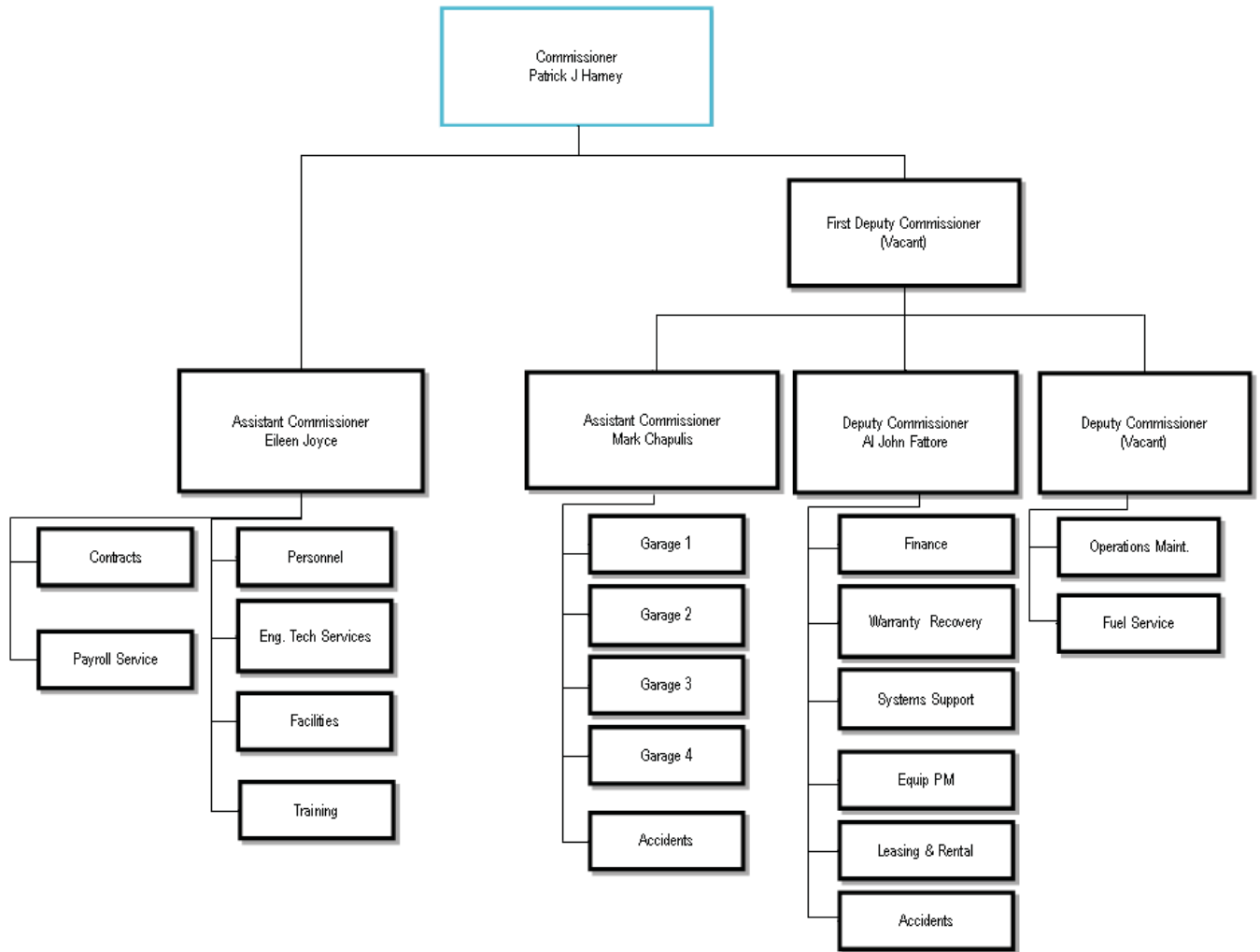
Private/Public Cooperative Agreements

Project	Term
Intergovernmental Agreements for Equipment Maintenance & Repair & Fuel Services for Park District, CTA, CHA, CPS, MPEA, City Colleges, PBC	Various

Major Contracts

Project	Term
Genuine Parts Company, DBA NAPA	9 /2014
Diesel Fuels	9 /2013
Gasoline	10/ 2013
Rental Contracts	2/2016
Outside Vendor Repairs	1/2015
Towing	6 /2014
Car Washes	7/ 2011
Zip Car	1/2014

Organizational Chart



Pending Ordinances

Item	Date
IGA Agreement with CTA on Fuel Services	February 2011

Facility Locations

Location	Address	Suite	Zip	Phone	Hours
Maintenance Facility	10101 S. Stony Island	NA	60633	312-747-8541	7:00 a.m. – 11:30 p.m.
Maintenance Facility	1345 W. 103rd Street	NA	60643	312-745-1553	7:00 a.m. – 3:30 p.m.
Maintenance Facility	3050 S. Sacramento	NA	60623	312-745-0260	7:00 a.m. – 3:30 p.m.
Maintenance Facility	3100 S. Sacramento	NA	60623	312-745-0260	7:00 a.m. – 3:30 p.m.
Maintenance Facility	2301 W. 52nd Street	NA	60609	312-747-5032	7:00 a.m. – 11:30 p.m.
Maintenance Facility	5150 W. 63rd Street	NA	60638	773-8380773	11:00 p.m. – 3:30 p.m.
Maintenance Facility	1685 N. Throop Street	NA	60642	312-744-5162	7:00 a.m. – 11:30 p.m.
Maintenance Facility	4233 W. Ferdinand	NA	60624	312-746-7550	7:00 a.m. – 11:30 p.m.
Maintenance Facility	10000 W. Montrose	NA	60656	773-686-2394	5 Day/24 Hours
Maintenance Facility	5215 S. Western	NA	60609	312-747-0022	7:00 a.m. – 11:30 p.m.
Maintenance Facility	5219 S. Wentworth	NA	60609	312-747-3477	7:00 a.m. – 3:30 p.m.
Maintenance Facility	727 E. 111th Street	NA	60628	312-747-8451	7:00 a.m. – 3:30 p.m.
Maintenance Facility	3104 W. Harrison St.	NA	60612	312-747-5272	7:00 a.m. – 3:30 p.m.
Maintenance Facility	3245 N. Campbell	NA	60618	312-744-8490	7:00 a.m. – 3:30 p.m.
Fuel Facility	3245 N. Campbell	NA	60618	312-744-8490	7 Day/24 Hours
Fuel Facility	1685 N. Throop Street	NA	60642	312-744-6795	7 Day/24 Hours
Fuel Facility	6445 N. Ravenswood	NA	60660	312-744-4136	7:00 a.m. – 11:00 p.m.
Fuel Facility	4233 W. Ferdinand	NA	60624	312-746-7556	7 Day/24 Hours
Fuel Facility	3746 S. Iron Street	NA	60609	312-747-5911	7 Day/24 Hours
Fuel Facility	4833 W. Sunnyside	NA	60624	312-744-1099	7 Day/24 Hours
Fuel Facility	10101 S. Stony Island	NA	60633	312-747-2924	7 Day/24 Hours
Fuel Facility	10420 S. Vincennes	NA	60643	312-745-0420	7:00 a.m. – 11:00 p.m.
Fuel Facility	25 W. 65th Street	NA	60621	312-747-0533	7 Day/24 Hours
Fuel Facility	O'Hare AMC Building	NA	60656	312-742-9541	7 Day/24 Hours
Fuel Facility	Midway Airport 5150 W. 63rd Street	NA	60638	312-747-9009	Closed to outside Departments

NOTE: All fuel sites closed on Holidays: Close at 11:00 p.m. the eve of the holiday and re-open at 11:00 p.m. the night of the holiday.

Unions Representing Department Employees

Unions
State and Municipal Teamsters, Chauffeurs and Helpers Union
International Brotherhood of Electrical Workers
International Union of Operating Engineers
Sheet Metal Workers' International Association
Boilermakers, Iron Shipbuilders, Blacksmiths, Forgers, and Helpers
International Association of Machinists and Aerospace Workers
Laborers International Union of North America
Painters' District Council
Chicago and Northeast Illinois District Council United Brotherhood of Carpenters and joiners of America (AFL-CIO)
AFSCME
Laborers 1001
Laborers 1092

CITY DEVELOPMENT

DEPARTMENT OF HOUSING AND ECONOMIC DEVELOPMENT

DEPARTMENT OF CULTURAL AFFAIRS AND SPECIAL EVENTS



Department of Housing and Economic Development

Andrew J. Mooney, Commissioner
121 N. LaSalle Street
Chicago, IL 60602
Phone: (312) 744-4190
Email: andrew.mooney@cityofchicago.org

Central Purpose

- Promote and preserve a vibrant economy by encouraging job creation and development of new businesses and affordable housing through community-based resources
- Create employment-related training and career opportunities for Chicago residents
- Inform Chicagoans about resources available for home purchase, rehab/repair, foreclosure prevention and affordable housing by providing financial assistance to homebuyers, homeowners, renters, and developers
- Lead the city's zoning, land use planning and physical design initiatives
- Implement planning tools to enhance residential neighborhoods and business districts
- Protect and expand the city's sustainable infrastructure and public open spaces
- Preserve the city's historic resources

Key Facts

The Department of Housing and Economic Development (DHED) promotes economic development in Chicago by helping existing businesses grow and by attracting new industry to the city. In coordination with development efforts, the department also works toward training Chicago's workforce in order to increase Chicago's competitiveness in the global economy. The department is also the home for affordable housing, housing preservation, and community-based homebuyer assistance programs. The department makes these efforts in the context of an overall plan for city development, and in cooperation with community and business groups, elected officials, residents and contracted delegate agencies.

DHED provides both small and large companies with financial resources and business services, such as loans and grants, Tax Increment Financing (TIF)



assistance, and site selection assistance, as well as market and demographic information. DHED strategically allocates public funds in a way that will spur private-sector investment and promote job creation fostering citywide economic growth.

The City considers Tax Increment Financing (TIF) to be one of its best tools for economic development. We have effectively leveraged TIF dollars to fund redevelopment projects that provide jobs and services and improve the quality of life for neighborhood residents. TIF has also been used effectively to create and retain jobs by attracting corporate headquarters to the City.

Last year alone, the City closed 21 TIF Redevelopment Agreements, representing almost \$225 million in TIF funding. That public support leveraged almost \$1.2 billion in additional investment or \$4.27 for every TIF dollar spent.

TIF dollars also fund schools, parks, non-profit institutions as well as small and large businesses and workforce training in Chicago's neighborhoods. TIF is also used to support the creation of affordable

housing, including the redevelopment of public housing through the Plan for Transformation. We have invested \$278 million in TIF funds which have been used to support nearly 11,000 affordable housing units. TIF has invested \$762 million to construct new and rehab existing schools; invested \$560 million in streets, alleys and neighborhood infrastructure.

Many of the newly created and retained jobs each year are the result of redevelopment agreements involving TIF. Since 2001, TIF funds have helped more than 400 small businesses in more than 40 TIF districts with more than \$13 million in grants through the Small Business Improvement Fund (SBIF).

In keeping with the Mayor's "green" agenda, DHED expands and incorporates environmentally sustainable concepts into a variety of plans, policies and regulations. As a result of these efforts, Chicago has more green-roof projects than most cities in the world, with more than 700 green roofs built or under development, equaling more than 6 million square feet across the city. Chicago also has the largest number of LEED projects in the United States, with 210 LEED-registered or certified buildings.

DHED administers the city's zoning ordinance to ensure neighborhood land use designations serve the needs of residents, workers and visitors. DHED is also responsible for preparing community-based plans, preserving the city's architectural and historic landmarks, protecting its waterfronts, implementing sustainable development policies, and creating new public green spaces. Department activities are coordinated through a holistic planning process in cooperation with sister agencies, neighborhood representatives, and other community stakeholders to ensure a highly livable, workable and sustainable urban environment.

HED Boards and Commissions

The Department of Housing and Economic Development brings a number of matters before three mayoral-appointed commissions that provide recommendations on a variety of planning, development and landmarks issues.

The Chicago Plan Commission provides recommendations to the City Council on development

projects, plans and policies that directly affect the viability and quality of life of city neighborhoods.

The Community Development Commission

provides recommendations to the City Council on the establishment of new Tax Increment Financing districts, Redevelopment Area designations, and appointment of members to Community Conservation Councils; it also recommends action on the sale of city-owned property located in TIF districts or redevelopment areas, and the provision of TIF financing to assist private redevelopment projects.

The Commission on Chicago Landmarks

is responsible for recommending buildings, structures, sites and districts for legal protection as official Chicago landmarks. The commission is also responsible for reviewing proposed alterations to existing landmarks and districts, as well as proposed demolitions of structures considered to be historically or architecturally significant.

Critical Programs/Services to Assist Residents

Tax Increment Financing-Neighborhood Improvement Program (TIF-NIP)

The Tax Increment Finance-Neighborhood Improvement Program (TIF-NIP) has been providing home repair grants for both single and multi-family residences in eligible TIF districts since 1999. Grants are based on the number of units per residence and primarily for exterior repairs, however, up to 30 percent of the grant may be used for interior repairs that are health and safety related.

Emergency Housing Assistance Program

EHAP provides grants to very low-income owner occupants of 1-4 unit residential buildings for essential repairs. The program provides for the repair and/or replacement of heating systems, roofs and porches. The three components of EHAP are: Roof and Porch Repair/Replacement; Repair and/or Replacement of Residential Heating Systems; and Home Repairs for Very Low-Income Households Facing Imminent Threats to Health and Safety.

Chicago Partnership for Affordable Neighborhoods (CPAN)

The Chicago Partnership for Affordable Neighborhoods (CPAN) is a partnership between the City and developers to provide affordable residential units in market-rate developments, particularly in appreciating neighborhoods. Affordable units are provided through two methods: developer write-down and purchase-price assistance to homebuyers. Eligible homebuyers are first-time buyers (or have not owned a home within the last three years) with incomes up to 100% of area median income.

TaxSmart Mortgage Credit Certificate Program

TaxSmart is a Mortgage Credit Certificate (MCC) program that provides a federal income tax credit to qualified homebuyers. A tax credit is a direct reduction of taxes due. Under the program, a home buyer would receive a MCC to reduce income taxes by an amount equal to 20 percent of the interest paid on a mortgage. The tax credit may be claimed each year the home buyer continues to live in a home financed under this program.

Affordable Requirements Ordinance

The City of Chicago's Affordable Requirements Ordinance requires residential developments that receive city financial assistance or involve city-owned land to provide a percentage of units at affordable prices. The ordinance applies to residential developments of 10 or more units and requires 10 percent of units sell at affordable prices.

New Homes for Chicago

New Homes for Chicago works to provide low- and moderate-income working families with opportunities to purchase high-quality new homes. The goal is to expand housing affordability in support of healthy communities, especially those traditionally bypassed for new development. The City provides assistance to the developer, including: conveyance of city-owned vacant lots for as little as \$1; waiver or reduction of various building permit and utility connection fees; tax credits and upgrading the energy-efficiency of units. The program provides assistance to purchasers for: purchase price subsidies; homeownership counseling and education; buyers are also eligible to use

TaxSmart with a purchase of a New Homes for Chicago property.

Small Accessible Repairs For Seniors (SARFS)

Small Accessible Repairs For Seniors (SARFS) agencies are authorized by HED to provide enabling devices and limited home improvements at no cost for senior citizens throughout Chicago.

Chicago Low-Income Housing Trust Fund (CLIHTF)*

CLIHTF Rental Subsidy: The Rental Subsidy program provides annual rental subsidies to owners of qualified buildings or developments. Landlords receive a one-year, renewable grant and are paid on a quarterly basis in advance. The subsidies help cover the difference between the market rate rent and what tenants can afford to pay and is designed to assist the city's lowest income residents.

CLIHTF Multi-year Affordability through Upfront Investment (MAUI): MAUI supplies interest-free, forgivable loans to replace up to fifty percent of a developer's private first mortgage loan. The resulting savings are used to reduce the rents of very low-income tenants earning no more than thirty percent of the area median income.

CLIHTF Supportive Housing: The Supportive Housing program provides rental assistances and a comprehensive package of supportive services to help homeless individuals and families with disabilities move from shelters and transitional housing into permanent housing. Under CLIHTF, all subsidies go to the landlord; tenants do not receive any direct assistance.

Chicago Community Land Trust

The Chicago Community Land Trust (CCLT) was founded in 2006 to address the increasingly limited supply of funding for affordable housing. CCLT works to preserve the long-term affordability of homes created through the City of Chicago. The program provides working individuals and families with opportunities to purchase homes at prices they can afford. Upon purchase of a CCLT home, the initial homebuyer enters into a 99-year Deed Covenant, which preserves the affordability of the home by requiring that the home be resold to another income-qualified buyer at an affordable price.

Foreclosure Prevention/Home Ownership Preservation Initiatives (HOPI)

HOPI is a partnership between the City of Chicago, Neighborhood Housing Services of Chicago, and key lending, investment and mortgage servicing institutions doing business in Chicago. The partnership seeks to preserve homeownership whenever possible and keep families in their homes through counseling, loss mitigation and loan workouts. When foreclosure is unavoidable, the partners seek to preserve the vacant properties as neighborhood assets.

Class L Property Tax Incentive

Cook County offers the Class L property tax incentive to encourage the preservation and rehabilitation of landmark commercial, industrial, and income-producing non-for-profit buildings. Property tax assessment levels can be reduced for a 12-year period provided that owners invest at least half of the value of the landmark building in an approved rehabilitation project. While the Class L incentive is a Cook County incentive program, the City of Chicago must support granting the incentive.

Facade Rebate Program

The Facade Rebate Program offers rebates to commercial and industrial businesses and property owners who complete qualified facade rehabilitation projects. An eligible "facade" is the front face or elevation of the building, which typically faces the street and contains windows and the principal entrance.

Small Business Improvement Fund (SBIF) Grants

The Small Business Improvement Fund (SBIF) helps make improvements to small business properties in select Chicago neighborhoods. The program uses tax increment financing (TIF) revenues to help owners of commercial and industrial properties repair or remodel facilities for their use or on behalf of tenants.

Historic Bungalow Initiative

To help preserve the Chicago bungalow, a key element of our social and architectural history, the Historic Chicago Bungalow Initiative provides qualified bungalow owners with: grants offering up to \$5,000 for rehab work; EnergySavers matching grants of up to \$4,000 for energy efficiency improvements; free design guidelines to aid owners in maintaining the architectural character of their bungalows; and other services. The program is administered in conjunction with the not-for-profit Historic Chicago Bungalow Association.

City Lots for City Living

City Lots for City Living helps home builders to purchase vacant city-owned property for affordable housing activities. Land can be used for single-family, owner-occupied units and rental buildings. HED determines land prices based on appraised values, discounted by up to \$20,000, plus reasonable transaction costs. Larger discounts may be recommended for lots that can accommodate multiple units. Requests for isolated lots must be part of an overall affordable housing plan.

Preserving Communities Together (PCT)

The Preserving Communities Together (PCT) program facilitates the rehabilitation and return to productive use of vacant and abandoned properties. Once the conveyance of the property to an applicant is approved by the City Council, the applicant must enter into a Redevelopment Agreement with the City, detailing the terms and timeline for the rehabilitation of the property.

Employees

Full Time Positions	Amount
	256

2011 Budget

Fund	Amount
Corporate (0100)	\$27.9 M
TIF Admin (0B21)	\$2.14 M
CDBG (0K37)	\$37.9 M
Grants	\$265.1M
Revenue and Skyway	\$7.43M
Total Funds	\$340.5 M

Grants: *Approved 2011 Grants, including estimated carryover where applicable.*

Name	Amount	Term
Federal Funded		
Community Development Block Grant (CDBG)	\$ 37,976,028.00	1/1/11-12/31/11
ARRA- CDBG-R: Foreclosure and Deconstruction	\$ 9,204,000.00	11/1/09-3/31/12
Douglas (Upfront Grant)/Lawndale Restoration	\$ 1,677,000.00	1/11/06-7/17/10*
Energy Efficiency and Conservation Block Grant (EECBG)	\$ 1,000,000.00	9/28/09-9/27/12
Former Amforge Site	\$ 5,000,000.00	7/1/10-6/30/12
HOME (2011 Includes Carryover)	\$ 89,138,000.00	1/1/07-12/31/11
Neighborhood Stabilization 3 (Request Estimate)	\$ 16,000,000.00	1/14/11-2/11/13
Neighborhood Stabilization Grant (NSP 1)	\$ 24,650,000.00	4/1/09-3/31/13
Neighborhood Stabilization Program (NSP 2)	\$ 73,507,000.00	1/14/10-3/31/13
Small Business Admin Grant -Formerly Incarcerated Program	\$ 282,000.00	9/30/08-9/29/11
Sustainable Industries	\$ 384,000.00	9/30/10-3/31/12
Tax Credit Assistance (TCAP)	\$ 9,282,000.00	11/09-2/1/12
Tax Credit Exchange Program	\$ 23,663,000.00	10/16/09-12/31/11
State Funded		
2009-10 Chicago Landmarks Map	\$ 20,000.00	10/1/09-9/30/12
DOH Energy Efficiency Grant	\$ 500,000.00	7/1/10-6/30/11
Hegewisch Marsh Ecological Restoration	\$ 38,000.00	9/1/10-12/31/11
IDNR - Oslad Charter School	\$ 453,000.00	1/1/11-12/31/11
IDNR - Oslad Raber House Park	\$ 293,000.00	1/1/11-12/31/11
Ike Property Buyout	\$ 103,000.00	11/1/10-10/31/11
Open Space/Oslad Beidler School Park	\$ 575,000.00	10/26/06-12/31/11
State Rental Housing Support (IHDA)	\$ 7,300,000.00	7/13/07-12/31/11
*- Extension pending		

Anticipated 2011 Grants

FEDERAL	
Grant or Program	Term
CDC-CPPW for FoodSpace	3/2013
CMAP-Green, Healthy Chicago	3/2013
FEMA-IKE Albany Park Floodplain	12/2012
STATE	
Grant or Program	Term
Carter Campus Park	6/2014

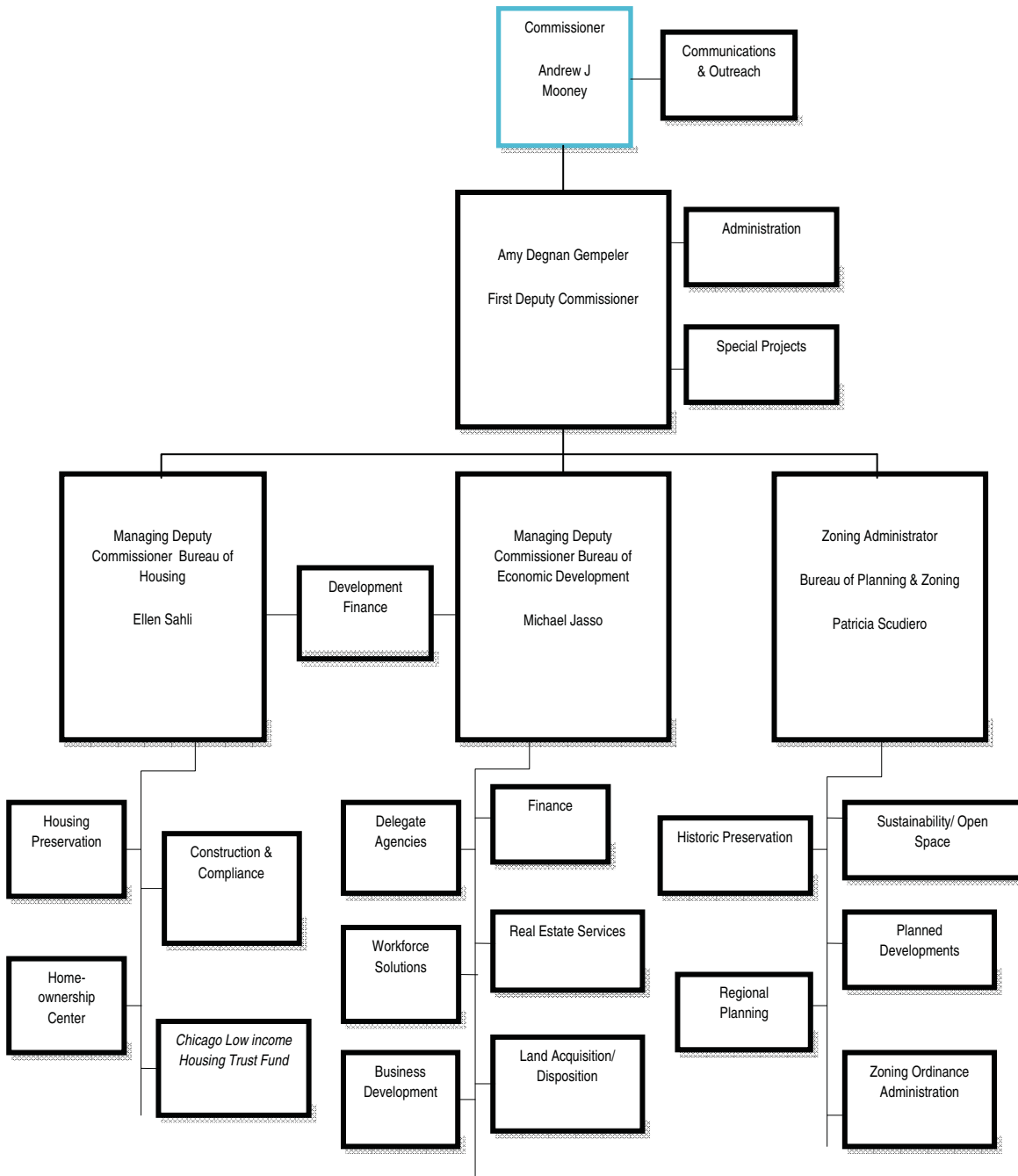
Major Contracts

Contract	Expires
4240 ARCHITECTURE INC	1/31/15
ALCO CONSTRUCTION COMPANY INC	1/6/12
ALTUSWORKS, INC.	4/30/14
APPLIED REAL ESTATE ANALYSIS	4/30/14
APPLIED REAL ESTATE ANALYSIS	4/30/11
ARDMORE ASSOCIATES, LLC	4/30/14
BAUERLATOZA STUDIO, LTD	4/30/14
BENJAMIN HISTORIC CERTIFICATION	4/30/14
BRONZE MEMORIAL CO	3/31/12
CAMIROS LTD	4/30/11
CAMP DRESSER & MCKEE	1/31/15
CONSTRUCTION COST SYSTEMS INC.	4/30/14
COTTER CONSULTING INC	4/30/14
DESTEFANO PARTNERS LTD	1/31/15
DLK ARCHITECTURE, INC.	4/30/14
DUSABLE, INC.	4/30/14
ERNEST R. SAWYER ENT., INC.	4/30/14
ERNEST R. SAWYER ENT., INC.	4/30/11
FUJIKAWA JOHNSON GOBEL	1/31/15

Contract	Expires
GHAFARI ASSOCIATES LLC	1/31/15
GINKGO PLANNING & DESIGN, INC.	4/30/14
GLOBETROTTERS ENGINEERING CORP	12/31/11
GLOBETROTTERS ENGINEERING CORP	1/31/15
GOODMAN WILLIAMS GROUP	4/30/14
GRANACKI HISTORIC CONSULTANTS	4/30/14
INFRASTRUCTURE ENGINEERING INC	4/30/14
JACOBS/RYAN ASSOCIATES	4/30/14
JOHNSON LASKY ARCHITECTS	1/31/15
JOHNSON RESEARCH GROUP INC	4/30/11
JONES LANG LASALLE AMERICAS,	1/31/15
KOAL ENTERPRISES INC	1/6/12
KOO AND ASSOCIATES, LTD	4/30/14
MAXWELL SERVICES, INC.	5/27/11
MCGUIRE, IGLESKI & ASSOCIATES	4/30/14
MULLER & MULLER, LTD.	4/30/14
MY BAPS CONSTRUCTION CORP.	6/17/11
NAGLE HARTRAY DANKER KAGAN	1/31/15
OAKK CONSTRUCTION COMPANY, INC	5/27/11
OAKK CONSTRUCTION COMPANY, INC	8/26/11
PARLIAMENT BUILDERS INC	3/25/12
PARR CONSULTING, INC.	4/30/14
PECKHAM, GUYTON, ALBERS, VIETS	4/30/11
PLANNING RESOURCES, INC	1/31/15
R.M. CHIN & ASSOCIATES	4/30/14

Contract	Expires
RODRIGUEZ AND ASSOCIATES, INC.	4/30/14
ROSS BARNEY ARCHITECTS INC	4/30/14
S.B. FRIEDMAN & COMPANY	4/30/11
S.B. FRIEDMAN & COMPANY	1/31/15
SIGN-A-RAMA (DOWNTOWN)	5/13/13
SITE DESIGN GROUP	4/30/14
SPAAN TECH, INC.	4/30/14
SUMIT CONSTRUCTION CO., INC.	6/17/11
TECHKNOW ENGINEERING, LLC	4/30/14
TERRY GUEN DESIGN ASSOCIATES	4/30/14
TESKA ASSOCIATES	4/30/11
THE CHICAGO CONSULTANTS STUDIO	1/31/15
THE LAKOTA GROUP, INC	1/31/15
U.S. EQUITIES REALTY LLC	4/30/11
URS CORPORATION	1/31/15
VALERIE S KRETCHMER ASSOC. INC.	4/30/14
WOLFF LANDSCAPE ARCHITECTURE	1/31/15
WRD ENVIRONMENTAL	1/31/15
YAS ARCHITECTURE LLC	1/31/15

Organizational Chart



Capital Projects

Program	Capital Project ID	Project Name	Funding Source	2010 Funding Amount
Campus Parks	34199	School Garden Initiative 2010	City Sales Tax Capital Improvement Fund	100,000
Campus Parks	34952	Beidler Campus Park	OPEN SPACE LAND ACQUISITION & DEV. GRANT	575,000
Campus Parks	34952	Beidler Campus Park	KINZIE INDUSTRIAL CORRIDOR	1,000,000
Campus Parks	34966	Campus Parks - 2010	City Sales Tax Capital Improvement Fund	1,900,000
Campus Parks	34966	Campus Parks - 2010	CHICAGO PARK DISTRICT	1,000,000
Campus Parks	34966	Campus Parks - 2010	CHICAGO PUBLIC SCHOOLS	2,000,000
Downtown	35582	Chicago Riverwalk Design State St. to LaSalle St.	OPEN SPACE IMPACT FEE FUND	3,200,000
Greenways	34919	Englewood Line	NEIGHBORHOODS ALIVE 21 BOND - 2001	300,000
Greenways	34944	GreenStreets - 2010 Program	2010 Taxable	1,800,000
Neighbor Space	32492	Neighborspace 2010	2010 Tax Exempt	100,000
Neighbor Space	34791	71st & Wentworth Urban Ag	NEIGHBORHOODS ALIVE 21 BOND - 2001	150,000
Neighbor Space	34793	70th & Princeton Urban Ag	NEIGHBORHOODS ALIVE 21 BOND - 2001	112,906
Neighbor Space	34793	70th & Princeton Urban Ag	2003 GENERAL OBLIGATION BOND-SERIES C	37,094
Neighbor Space	34813	Greater Englewood Gardens	2000 G.O. BOND SERIES 'C'	100,000

Program	Capital Project ID	Project Name	Funding Source	2010 Funding Amount
Neighbor Space	34814	Fuller Park Gateway Garden	2008 G.O. BONDS - NON TAXABLE	25,000
Neighbor Space	34917	26th and Trumbull Pocket Park	2008 G.O. BONDS - NON TAXABLE	25,000
Neighbor Space	34918	Monticello Garden	2008 G.O. BONDS - NON TAXABLE	25,000
Neighbor Space	34931	Ujima Garden	2008 G.O. BONDS - NON TAXABLE	25,000
Neighbor Space	35034	5813 S. Honore	2000 G.O. BOND SERIES 'C'	100,000
Neighbor Space	35036	Fulton School gardens	NEIGHBORHOODS ALIVE 21 BOND - 2001	100,000
Neighbor Space	35037	Wolcott & Honore Urban Ag	NEIGHBORHOODS ALIVE 21 BOND - 2001	150,000
Neighbor Space	35064	Little Village Urban Ag	2003 GENERAL OBLIGATION BOND-SERIES C	162,941
Neighbor Space	35064	Little Village Urban Ag	NEIGHBORHOOD'S ALIVE - 2002	89,307
Neighbor Space	35064	Little Village Urban Ag	2006 GENERAL OBLIGATION BOND	72,752
Neighbor Space	35067	62nd & Ingleside Garden	2003 GENERAL OBLIGATION BOND-SERIES C	100,000
Neighbor Space	35214	Woodlawn Gardens	2003 GENERAL OBLIGATION BOND-SERIES C	177,697
Neighbor hood Parks	32908	Milwaukee & Leavitt - Bloomingdale Access Park	OPEN SPACE IMPACT FEE FUND	510,000
Neighbor hood Parks	34709	4901 Belmont Development	BELMONT/CICERO	33,000

Program	Capital Project ID	Project Name	Funding Source	2010 Funding Amount
Neighborhood Parks	34783	Buckthorn Acquisition	NEIGHBORHOODS ALIVE 21 BOND - 2001	228,015
Neighborhood Parks	34978	Union & Wayman Park	OPEN SPACE IMPACT FEE FUND	500,000
Neighborhood Parks	35091	Lafayette Acquisitions	2003 GENERAL OBLIGATION BOND-SERIES C	300,000
Neighborhood Parks	35092	Raber House Farm	2003 GENERAL OBLIGATION BOND-SERIES C	200,000
Other Economic Projects	33718	103rd/Halsted TIF Designation	NEIGHBORHOODS ALIVE-2001	150,000
Other Economic Projects	35574	BROMANN PARK DEVELOPMENT	BRYN MAWR/BROADWAY	350,000

Facility Locations

Location	Address	Suite	Zip	Phone	Hours
City Hall	121 North LaSalle	1000	60602	312 744 4190	8:30 – 5:00
City Hall	121 North LaSalle	905	60602	312 744 5765	8:30 – 4:30
City Hall	121 North LaSalle	1101	60602	312744 0605	8:30 – 4:30
City Hall	121 North LaSalle	703	60602	312 742 9000	8:30 – 4:30
	33 North LaSalle	1100	60602	312 742 0790	8:30 – 4:30

Unions Representing Department Employees

Unions
AFSCME
Carpenters Local 13 Inspectors



Office of Cultural Affairs and Special Events

Katherine LaMantia, Acting Commissioner

78 E. Washington Street, Suite 300

Chicago, IL 60602

Phone: (312) 744-8923

Email: katherine.lamantia@cityofchicago.org

Central Purpose

- Promotes an ongoing celebration of the arts, serving the people and institutions that create and sustain them
- Presents thousands of high-quality free festivals, exhibitions, performances and holiday celebrations at the Chicago Cultural Center, Millennium Park, Grant Park and other venues throughout the city for the enjoyment of our residents, visitors and families
- Promotes the city's cultural resources to a worldwide audience thereby increasing tourism and helping revitalize local communities
- Supports local artists through grants and other resources
- Promotes the city as a desirable film location and assists crews filming in Chicago
- Provides technical assistance for community-based events and to organizations throughout the city

Key Facts

The Chicago Department of Cultural Affairs and Special Events (DCASE) is widely regarded as a national model for comprehensive municipal support of the arts, presenting thousands of free cultural, holiday and family-entertainment programs annually. By offering high quality free exhibitions, performances and events at the Chicago Cultural Center, Millennium Park Grant Park and other venues throughout the city, DCASE promotes the arts and makes them accessible to a remarkably wide and diverse audience. Highlights of these events include the Chicago Blues and Jazz Festivals, SummerDance, the World Music Festival, Chicago Artists Month, Downtown Sound: New Music Mondays and countless others.



DCASE also supports creative industries through special initiatives focused on the culinary, publishing, and fashion communities. The department supports artists, cultural institutions and community organizations through grants, workshops, the Chicago Artists' Resource website, and by creating myriad opportunities to showcase their work. The department also works with community-based organizations and event organizers to ensure the proper permitting of community festivals and other city-wide events.

DCASE markets Chicago as a destination for culture and entertainment through the Office of Tourism and reaffirms the value of the arts to the social and economic fabric of the city. The department presents a number of lakefront festivals, including the annual Air and Water Show, as well as the city's Farmer's Markets and Maxwell Street Market which contribute substantially to tourism and economic activity.

The Chicago Film Office serves as a one-stop shop for filmmakers by coordinating city services and networking with appropriate community and business associations.

Goals

The new Department of Cultural Affairs and Special Events is fully committed to promoting an

ongoing celebration of the arts, and serving the individuals and institutions that create and sustain them. This year, our department, working with the Chicago Office of Tourism, will be responsible for hundreds of high-quality free festivals, exhibitions, performances and family celebrations at Millennium Park, Grant Park, the Chicago Cultural Center and other venues throughout the city.

We will also continue to serve artists and arts organizations throughout the city through grants and other resources.

The Film Office is anticipating another good year for TV and film production shooting in Chicago in 2011. An unprecedented six television pilots were produced in the spring of 2010, two of which have been developed into full-time series to be shot in Chicago. Major motion pictures included “Transformers 3” (Paramount), “The Dilemma” (Universal) and “Contagion” (Warner Bros).

Programs/Services to Assist Residents

Cultural Grants

Award cultural grants totaling more than \$1 million to non-profit arts organizations, social service agencies with arts programming and individual artists. The grants provide operating funds, support creation of new work, enhance professional development, and support instructional arts programs in low to moderate income communities.

Chicago Public Art Program

The Chicago Public Art Program implements the Percent for Art ordinance, which mandates that 1.33% of the construction budget for municipal buildings be devoted to artwork on the premises. The program also administers gifts and donations of fine art to the city and maintains the Chicago Public Art Collection, more than 700 works of art exhibited in over 150 facilities.

Jumping Jack Program

Community event planners can enhance their event for youngsters with the Jumping Jack program, the popular entertainment attraction for kids. This inflatable playground is available for

free on a first come first serve basis, for more than 5,000 community events all summer long.

Sports Development Program

The Sports Office consults with all new event producers and assists them by facilitating the athletic event permitting process (runs, walks, swim, cycling events, etc). The Department also consults with most all city departments regarding new and existing races (which total close to 200 annually).

Mayor’s Fashion Initiative

The Mayor's Fashion Initiative supports and promotes more than 400 fashion designers living and working in Chicago through events, seminars and City programs. Highlights of the Fashion Initiative include Fashion Focus Chicago, the city’s annual fashion week, the Chicago Fashion Incubator, which provides emerging designers with resources and educational opportunities, and the Pop-Up Shop at the 900 North Michigan Avenue Shops, which sells the work of Incubator designers.

Chicago Artists Resource (CAR)

Chicago Artists Resource (www.chicagoartistsresource.org) is used by thousands of artists and arts professionals in Chicago. Individual artists and arts organizations can post events, participate in conversations with peers, submit artwork for the CAR banner, or propose an artist or arts professional story.

Creative Chicago Expo

The annual Creative Chicago Expo is a free, day-long event that connects Chicago’s arts community – thousands individual artists, businesses and organizations working in dance, music, film, fashion, theater, visual arts, literary arts and design — with services, spaces, information and networks. Artists can network with peers, meet with vendors, schedule an appointment in the consult-a-thon and attend workshops. Organizations can sign up to be a vendor.

Chicago's Downtown Farmstand

Chicago's Downtown Farmstand, located at 66 E. Randolph Streets provides residents and visitors with the opportunity to purchase produce and goods that were grown or produced within 250 miles of Chicago. The Farmstand is open 6 days a week throughout the year.

Chicago Artists Month

Coordinate and promote the annual Chicago Artists Month, an October celebration of Chicago's diverse visual arts community featuring 200 exhibitions, openings, demonstrations, tours, lectures, and panel discussions with Chicago artists.

Chicago Summer Dance

A popular summertime tradition that features more than 50 free sessions of dance lessons and live music at the annual Chicago SummerDance, held each summer in locations throughout Chicago including the Spirit of Music Garden in Grant Park. More than 100,000 people attend each year.

World Music Festival

Present the annual of the World Music Festival (WMF) by showcasing more than 50 international and local acts in concerts, live radio programs and film screenings at more than 20 venues in Chicago's diverse neighborhoods.

Grant Park Music Festival

Each summer, co-present more than 30 free classical concerts of the Grammy-nominated Grant Park Music Festival, the nation's only free, summer-long, municipally supported classical music series, in Millennium Park's Jay Pritzker Pavilion and Harris Theater, drawing more than 300,000 people.

Fashion Focus Chicago

The weeklong celebration of Chicago's fashion community allows for the general public and industry to experience and attend a combination of free and ticketed headlining group shows at Millennium Park, independent runway presentations throughout the city and shopping events in every neighborhood during the second to last week of October.

DCA Theater

Present productions by Chicago-based itinerant theater companies in the Storefront Theater, generating more than \$90,000 in ticketed revenue for those companies in 2010. Offer residencies to emerging theater companies through the Incubator Series, which provides a month's use of space to develop and rehearse an original project.

World Kitchen

World Kitchen allows people to explore Chicago's diverse cultural heritage through **ethnic cuisines**, and focus on **culinary skills** and techniques in our state-of-the-art World Kitchen facility. World Kitchen offers opportunities to experience the true pleasures of food as nourishment for the body as well as art for the soul. Food **industry professionals** share their expertise with students at any level of cooking experience.

Chicago Farmers Markets

The City of Chicago Farmers Markets system includes 19 markets located throughout the metro area. During this event, farmers from across the Midwest (Illinois, Indiana, Wisconsin and Michigan) participate offering the freshest fruits and vegetables. Ten of the markets will accept LINK in 2011. Last year, five markets accepted LINK.

Chicago Neighborhood Festivals

More than 400 neighborhood festivals take place in Chicago each year, showcasing the city's ethnic customs, music and food.

Kids & Kites Festival

This annual festival celebrates a return to the outdoors in a fun and often big way providing free kite kits to children to make, decorate and fly. Professional kite flyers demonstrate a "how to" as they maneuver giant kites in the sky.

Maxwell Street Market

The Maxwell Street Market is a Chicago tradition of bargains with an international flavor. The market hosts hundreds of vendors every Sunday, year-round. In addition to household goods, clothing, CDs, jewelry, power tools and produce. There are also several food stands offering

authentic fare like enchiladas, tacos, tamales, plantains and polish sausage.

Snow Days Chicago

Snow Days Chicago is an annual program that provides a free, family-friendly activity for residents and visitors during the winter months. The main feature of the event is the Snow Sculpting Competition, in collaboration with Snow Visions, Inc. Sculptures are created by teams of artists and often include teams from China and Canada.

Bike Chicago Year-round Various Locations

Presented by Goose Island and partners from the Bike Community, Bike Chicago serves to enhance Chicago commitment to becoming more bicycle friendly. Bike Chicago events include premier events like this year's Bike to Work Week, Bike the Drive, LATE Ride and Four Stars Bike Tour. Also small events such as neighborhood, lakefront and architectural bike tours, cycling classes, bike maintenance workshops and more.

Bike to Work Rally

Part of Bike Chicago and the finale to Bike to Work Week, the rally promotes and encourages more Chicagoans to become bike commuters. Along with Presenting Sponsor Goose Island, the morning rally is from 7:30 -9:30 am and attended by bike enthusiasts, government officials and media. All participants receive a free t-shirt, breakfast, information about biking in Chicago.

Chicago Blues Festival

Each year the department produces the Chicago Blues Festival -- the largest free blues festival in the world. This festival also remains the largest of Chicago's music festivals. During three days on five stages, more than 500,000 blues fans prove that Chicago is the "Blues Capital of the World." Past performers include Bonnie Raitt, Ray Charles, B.B. King, the late Bo Diddley, Buddy Guy and the late Koko Taylor.

Chicago Jazz Festival

Produced by the department and programmed by the Jazz Institute of Chicago, Chicago Jazz Festival is the longest running of the city's lakefront music festivals. For more than 30 years, the Chicago Jazz Festival has been a Labor Day weekend tradition. Known for its artistic creativity, the Chicago Jazz Festival promotes awareness and appreciation for all forms of jazz through quality live musical performances. The festival's mission is to showcase Chicago's vast jazz talent alongside national and international artists to encourage and educate a jazz audience of all ages.

Chicago Visitor Information Centers

Chicago's Visitor Information Centers are conveniently located in two of the city's most popular areas -- the Chicago Water Works Visitor Information Center is located in the Historic Water Tower building, just off of the Magnificent Mile, and the Chicago Cultural Center Visitor Information Center is located in the Loop. Visitors can receive free brochures on attractions, tours, and events; multi-lingual maps, tickets to local theater shows, access to culinary concierges who can help navigate Chicago's dining scene, and free on-the-spot tours offered by the volunteer Chicago Greeters.

Employees

Full Time Positions	Amount
80	80

2011 Budget

Fund	Amount
Corporate Fund	\$559,353
Special Events & Hotel Fund	\$31,722,781
Other Grant Fund	\$5,447,000
TOTAL	\$37,729,134

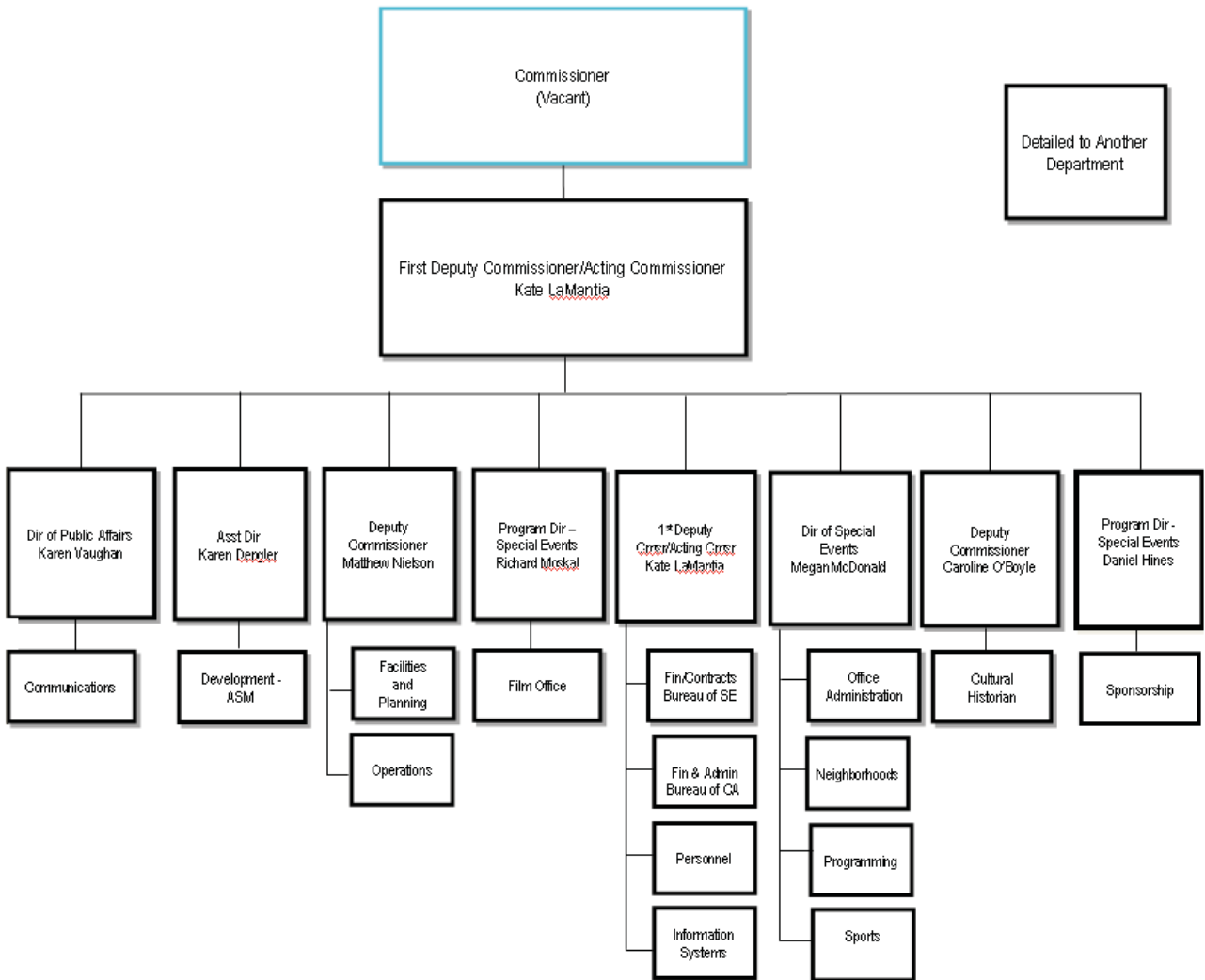
Key Agreements

Project	Term
Special Events has many corporate sponsors, each with different terms, but all have City contracts.	Vary by contract

Anticipated Grants

Grant/Program Name	Funding Agency	Estimated 2011
Access - NEA	Federal	\$ 50,000
Community Arts Access Program - IAC	Illinois Arts Council	\$136,000
Illinois Arts Council Partners in Excellence	Illinois Arts Council	\$ 38,000
Local Tourism & Convention Bureau Grant	Illinois Department of Commerce and Economic Opportunity	\$ 2,073,000
Save America's Treasures	Federal	\$ 500,000
Tourism Attraction Development	DCEO Bureau of Tourism	\$ 1,000,000
Mayors Institute of City Design - NEA	NEA	\$ 250,000
State Tourism Special Grant	IDCEO	\$ 200,000
Farmers Market Promotion Program	U.S. Dept of Agriculture	\$ 100,000

Organizational Chart



Capital Projects

Program	Capital Project ID	Project Name	Funding Source	2010 Funding Amount
Other Economic Projects	35068	PUBLIC ART CONSERVATION 2010	2010 Tax Exempt	150,000

Facility Locations

Location	Address	Suite	Zip	Phone	Hours
Chicago Cultural Center	78 East Washington Street		60602	312.744.6630	Daily
Millennium Park	201 East Randolph Street		60601	312.742.2963	Daily
Gallery 37 Center for the Arts	66 East Randolph Street		60601	312.744.6630	Daily
Chicago Tourism Center	72 East Randolph Street		60601	312.744.6630	Daily
City Gallery at the Historic Water Tower	806 North Michigan Avenue		60611	312.744.6630	Daily
Water Works Visitor Information Center	163 East Pearson Street		60611	312.744.6630	Daily
Clarke House Museum	1827 South Indiana Avenue		60605	312.326.1480	Wed-Sun PM only
Maxim's	24 East Goethe Street		60611	312.742.1748	Daily
Special Events	121 N. LaSalle		60601	312-744-3315	M-F
Maxwell Street	800 S. Des Plaines		60607	312-745-4676	W-F 9-5 Sat 7-1 Sun 7-3
MOSE Warehouse	1600 W Pershing Road			312-747-4110	seasonal
MOSE Warehouse	1619 W Pershing Road			312-747-4110	seasonal

Unions Representing Department Employees

Unions
AFSCME

COMMUNITY SERVICES

DEPARTMENT OF PUBLIC HEALTH
COMMISSION ON HUMAN RELATIONS
MAYOR'S OFFICE FOR PEOPLE WITH DISABILITIES
DEPARTMENT OF FAMILY AND SUPPORT SERVICES
CHICAGO PUBLIC LIBRARY

311



Department of Public Health

Bechara Choucair M.D, Commissioner of Health
333 S. State Street, Suite 2130
Chicago, IL 60604
Phone: (312) 747-9870
Email: choucair@cdph.org

Central Purpose

Make Chicago a healthier and safer city by working in partnership to promote health, prevent disease, reduce environmental hazards and ensure access to care.

Key Facts

Throughout its history, the Chicago Department of Public Health has effectively coordinated resources to fight public health battles that afflict the City of Chicago. Incorporated in 1835, the Chicago Board of Health was tasked with fighting and defeating a cholera epidemic in what was then the Town of Chicago. Since then, a number of battles have been fought and won. One major win occurred in 1892-1893 when the Chicago Department of Health, in partnership with community based organizations, provided 1.1 million doses of smallpox vaccine to nearly every resident of the city. This led to the eventual eradication of smallpox in Chicago.

In the present day, there are new and substantial challenges to be faced requiring innovative and creative approaches to public health.

Communicable Disease

- Immunizations are provided to over 8700 children and 9900 adults each year
- Over 1.2 million vaccines were distributed to community providers by CDPH
- CDPH and delegate agencies provided over 80,000 HIV tests
- Over 55,000 days of housing were provided to CDPH

Environmental Health

- Over 16,000 restaurant inspections are conducted each year; spas, swimming pools and tanning salons are also inspected each year
- Over 100,000 children are screened for lead poisoning



Access to Health Services

- CDPH has over 19 clinical sites for primary care, mental health, and HIV/STI services
- Students at over 500 Chicago Public Schools receive dental services

Healthy Communities

- CDPH provides smoking cessation services, diabetes and cardiovascular disease assessments, and fitness classes to promote healthy lifestyles
- Over 30,000 days of substance abuse treatment are provided by CDPH funded partners
- Thousands receive violence prevention training

Public Health Threats

- CDPH helps prepare dozens of hospitals for emergencies
- Emergencies such as H1N1 are managed by CDPH through medications, provided personnel with protective equipment, and provided other medical assets to hospitals

Goals

CDPH has set goals for all of its activities and health programs, including:

- Increasing the number of food safety inspections by 30% over 2010
- Providing lead abatement services to 10,000 Chicago homes; and
- Increasing prenatal services for mothers within their first trimester by 14%

Its five health programs, tobacco cessation, obesity, teen pregnancy prevention, HIV/AIDS prevention, and eliminating breast cancer racial disparities, also have performance goals.

Tobacco

The Chicago Tobacco Prevention Project is

CDPH's plan to reduce tobacco use and exposure to the dangers of second hand smoking in Chicago. CDPH and its partner, the Respiratory Health Association of Metropolitan Chicago, received a two-year \$11.5 million grant from a CDC initiative, Communities Putting Prevention to Work, to fight tobacco in Chicago. The goal of the Chicago project is to implement environmental and systemic changes to reduce Chicago's adult smoking rate by 10%; youth smoking rate by 25%; exposure to secondhand smoke; and tobacco-related deaths

Obesity

Let's Move Chicago! is CDPH's plan to help reduce obesity rates for all Chicagoans. The five focus areas of the plan are: Early Childhood Interventions, Empowering Parents and Caregivers, Healthy Food in Schools, Access to Healthy and Affordable Food, and Increasing Physical Activity. CDPH and its partner the Consortium to Lower Obesity in Chicago Children (CLOCC) received a \$5.8 million grant from U.S. Department of Health and Human Services' *Communities Putting Prevention to Work* (CPPW) program to advance obesity reduction efforts in Chicago.

Teen Pregnancy

The Chicago Teen Pregnancy Prevention Initiative is a collaborative effort between CDPH, Chicago Public Schools, Planned Parenthood of Illinois and the Illinois Caucus for Adolescent Health to reduce the Teen Pregnancy rate in Chicago. Funded by the U.S. HHS Office of Adolescent Health, this \$19.7 million, five-year initiative, aims to reduce the rate of

teen births, increase school attendance, and reduce suspensions and course failure in 28 city neighborhoods with high teen birth rates. The initiative will be using the evidence based Teen Outreach Program (TOP) curriculum.

HIV/AIDS Prevention

In addition to the \$56 million CDPH invests in Chicago for HIV/AIDS Prevention efforts, CDPH recently received \$927,371 from the Centers for Disease Control to engage in an Enhanced Comprehensive HIV Prevention Planning (ECHPP) initiative for Chicago. In partnership with the Public Health Institute of Metropolitan Chicago, CDPH is developing a comprehensive assessment and plan for prevention activities that align with the National HIV/AIDS strategy. The final Enhanced Comprehensive HIV Prevention Plan for CDPH will be completed and sent to the CDC in March of 2011.

Breast Cancer Racial Disparities

Beyond Pink Chicago is CDPH's plan to address and eliminate breast cancer racial disparities in Chicago. The four focus areas of the plan are: to Improve Access and Quality, to Promote Education and Awareness, to Empower Communities, and Conduct Surveillance. Funding for this initiative has yet to be identified but planning and implementation efforts continue to move forward.

CDPH is also prepared for the substantial changes resulting from the President's historic health care reform. Many of the current uninsured, underinsured, and those with insurance that does not cover a pre-existing condition will soon have the opportunity to utilize private sector providers for their health care needs. Federal monies being invested in community health care are being directed to federally qualified health centers (FQHCs) in the non-profit sector. CDPH expects many existing and new FQHCs to expand or open in communities currently served by CDPH clinics. The President's new health care reform will not only provide local public health departments the opportunity to focus on traditional public health roles and functions, but it will also afford local health departments the opportunity to attract and coordinate FQHCs into our communities and bolster and expand access to affordable quality health care for all Chicagoans.

Employees

Full Time Positions	Amount
	993

2011 Budget

Fund	Amount
Corporate Fund	\$33,798,866
Community Development Block Grant	\$10,975,887
Other Grant Fund	\$142,650,000
TOTAL	\$187,424,753

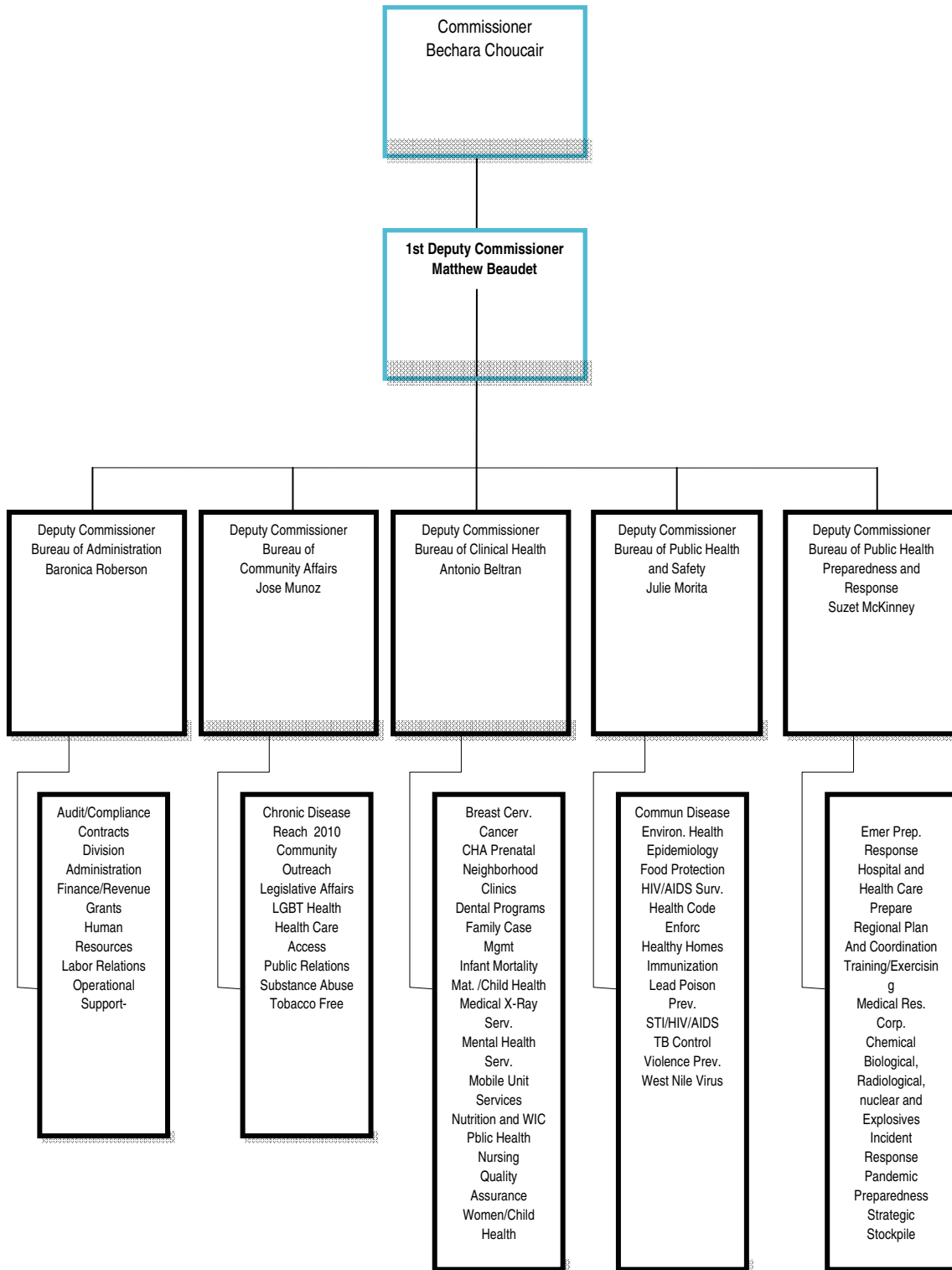
Significant Dates

Event	Date
Federal Grant Start Date (most)	January 1
State Grant Start Date	July 1

Major Contracts

Project	Term
Maintenance & Repair of Refrigeration Equipment	7/31/2010
Food Service Sanitation Manager Certification & recertification course Program	12/31/2011
Pick Up and removal of hazardous waste	5/31/2012
Female condom	2/29/2012
Portable toilets	6/30/2011
Water Filters	N/A
M3 Medical Management	7/31/2012
GED Business Forms	9/30/2011
U of I REACH	N/A
Mammography & General X-Ray reading Interpretation Services	N/A
Diagnostic Testing/Physician Services	N/A
Board of Trustees (CADE)	N/A
Board of Trustees (GESHI)	N/A
Medical Supplies & Equipment	N/A

Organizational Chart



Attachment E

Chicago Department of Public Health Facilities

Location	Address	Hours of Operation	Phone Number
Auburn Gresham Mental Health Center	1140 W. 79th, 60620	Mon-Fri: 8:30a-4:30p	747-0881
Auburn Gresham Public Health Nursing	1140 W. 79th, 60620	Mon-Fri: 8:30a-4:30p	747-0885
Austin Clinic WIC	4909 W. Division, 60651	Mon-Fri:8am-4pm	746-4797
Austin South Public Health Center	4958 W. Madison, 60644	MWF: 8am-4pm TuTh: 10am-6pm	746-4870
Back of the Yards Mental Health Center	4313 S. Ashland Ave. 60609	Mon-Fri: 8:30a-4:30p	747-3560
Beverly Morgan Park Mental Health Center	1987 W. 111th Street 60643	M&Thur 8:30p-8p; TuesWed&Fri: 8:30a-4:30p	747-1100
Cook County Hospital/STD	627 S. Wood, Room 414	M-F: 8am-4pm	312-864-4892
Training Center	1642 N. Besly, 60622-1526	8a-4p	742-7918
Chatham Avalon Mental Health Center	8541 South State Street		773-651-4954
DePaul Center	333 South State Street Suites, 200, 320, 550 & LL, 60604	7:30a - 4:30p	747-9884
Englewood NHC	641 W. 63rd Street, 60621	M,W,F:8a-4:30p; Tues&Thur: 10	745-0706
Englewood MHC	641 W. 63rd Street, 60621	M,W,F: 8a-4p Tues&Thurs: 10a-6p	747-7496
Englewood NHC	641 W. 63rd Street, 60621	MWF: 8am-4pm TuTh: 10am-6pm	747-8900
Food Protection, Lead Poisoning Prevention & Environmental Health	2133 W. Lexington, 60612	Mon-Fri: 8am-4:30p	746-6242
Friend Fam. Hlth. Ctr. WIC	800 E. 55th Street, 60615	Mon-Fri:8am-4pm	(773) 702-3719
Greater Lawn	4150 W. 55th Street 60632	M: 8a-5p T:8a-6p; W:8a-9p; Th:8a-7p; Fri 8a-4p	747-1020
Grtr. Grand Mid South Pub Hlt Center	4314 S. Cottage Grove 60653	M,W, F:8:30a-5p; Tuesday 8:30-5:30p; Thurs 8:30-6p	747-0036
Human Resources Developmt. WIC	8151 S. Western	Mon, Tues, Thurs, Fri:8:30am-4:30pm	(773) 874-2870
Lakeview - STD	2861 N. Clark Street, 60657	MWF: 8am-4pm TuTh: 10am-6pm	744-0167
Lakeview - WIC	2849 N. Clark	MWF: 8am-4pm TuTh: 10am-6pm	744-1027

Lakeview - Case Management	2849 N. Clark	MWF: 8am-4pm TuTh: 10am-6pm	744-1842
Lawndale Mental Health Center	1201 S. Campbell	M-F: 8:30a-4:30p	746-5905
Lower West WIC	1643 W. Cermak, 60608	Mon-Fri:8am-4pm	747-1650
Lower West Side NHC	1713 S. Ashland, 60612	M,W,F: 8a-4p Tues&Thurs: 10a-6p	746-5221
Mile Square	2045 W. Washington Blvd., 60612-2428	M-F:8:30a-4:30p	(312) 413-1852
North River Mental Health Center	5801 N. Pulaski Road, Bldg C, 60646	M,W: 8:30a-5p; T&Th 8:30a-7p; Fri 8:30a-4:30p	744-1906
Northtown Rogers Park Mental Health Center	1607 W. Howard Street 60626	M&Tues: 8:30a-8p; W&Thur&Fri 8:30a-5p	744-7617
Northwest Mental Health Center	2354 N. Milwaukee, 60647	M,Thur,F: 8:30a-5p; T 8:30a-7:30p; W8:30a-7:30p	744-0993
Roseland NHC	200 E. 115th Street, 60628	M- F 8am-6pm	747-2835
School Based Oral Health	4314 S. Cottage Grove 60653	M-F: 8am-5pm	996-0406
Sinai Community Institute	2653 W. Ogden, 60608	M-F: 8AM-4PM	773-257-2562
South Chicago Clinic	2938 E. 89th Street, 60617	M-F: 8a-4p	747-5285
Westside Health Partnership: WIC	2400 S. Kedzie	Tues & Thursday	(773) 522-0716
South Lawndale Clinic	3059 W. 26th Street, 60623	M-F: 8a-4p	747-0069
Trina Davilla	4345 W. Armitage, 60639	Mon & Wed: 8a-4p	742-8724
Uptown NHC	845 W. Wilson, 60640-5704	M,W,F: 8a-4p Tues&Thurs: 10a-6p	744-1938
Uptown NHC		MWF: 8am-4pm TuTh: 10am-6pm	744-1935
West Garfield	10 S. Kedzie, 60612	Mon-Fri:8am-4pm	746-6296
West Town NHC	2418 W. Division St. 60622	M,W,F: 8a-4p Tues&Thurs: 10a-6p	744-7449
Westside CDC	2160 W. Ogden, 60612	Mon-Fri:8am-4pm	746-6003
Near West WIC	2310 W. Roosevelt	Mon-Fri:8am-4pm	746-8990
Woodlawn Mental Health Center	6337 S. Woodlawn Ave, 60637.	Mon-Fri: 8:30a-4:30p	747-0059
Burnside Public Health Center	9059 S. Cottage Grove, 60619	Mon-Fri:8am-4pm	747-0100

Unions Representing Department Employees

Unions
Teamsters Local 700
Teamsters Local 743
Carpenters Local
Illinois Nurses Association (INA)
AFSCME



Commission on Human Relations

Dana Starks, Commissioner
 740 N. Sedgwick Street, Suite 300
 Chicago, IL 60654
 Phone: (312) 744-4100
 Email: dana.starks@cityofchicago.org

Central Purpose

- Prevent discrimination in Chicago through education and intervention programs that discourage bigotry and foster unity among the city’s diverse population
- Investigate and adjudicate complaints of discrimination in employment, housing, public accommodations, credit transactions and bonding; impose fines, damages and injunctive orders where a violation is found

Key Facts

The Commission on Human Relations exists to ensure that Chicagoans are not denied access to housing, employment, public accommodations, or credit based on their race, color, sex, age, religion, disability, national origin, ancestry, sexual orientation, gender identity, marital status, parental status, military discharge status or source of income.

The Commission is charged with enforcing the Chicago Human Rights Ordinance and the Chicago Fair Housing Ordinance. It receives and investigates discrimination complaints. If substantial evidence of a violation is found, it conducts an administrative hearing and rules on liability and relief.

The Commission also assists any victims of hate crimes and will mobilize the community to prevent further acts from occurring. Educational workshops on hate crimes, conflict resolution, and diversity are conducted for schools, faith-based institutions, community organizations and public agencies. Eight advisory councils serve as liaisons between the City and their constituent communities.

Goals

After significantly reducing its investigation backlog, the Commission now seeks to undertake more proactive ordinance education and enforcement. In 2010, 53% of dispositions ending the investigation stage of a complaint were reached within 180 days of



filing and 78% within one year. In 2011, the Commission will strive to improve time to complete investigations.

Hate crimes continue to be a concern for the city and the Commission. While the number of hate crimes has remained relatively low in the past several years, the Commission unequivocally believes that “one hate crime is one too many.” Thus, the department will continue to work to educate the community about hate crimes and seek to reduce the incidence of these acts even further.

The Commission also works proactively to prevent community tensions by providing educational workshops and fostering community dialogue. In 2010, Commission staff made 103 presentations, attended 158 community meetings, and hosted a variety of other programs throughout the city. Staff also responded to 45 community tensions based on racial, religious, economic and other areas of difference.

Employees

Full Time Positions	Amount
	33

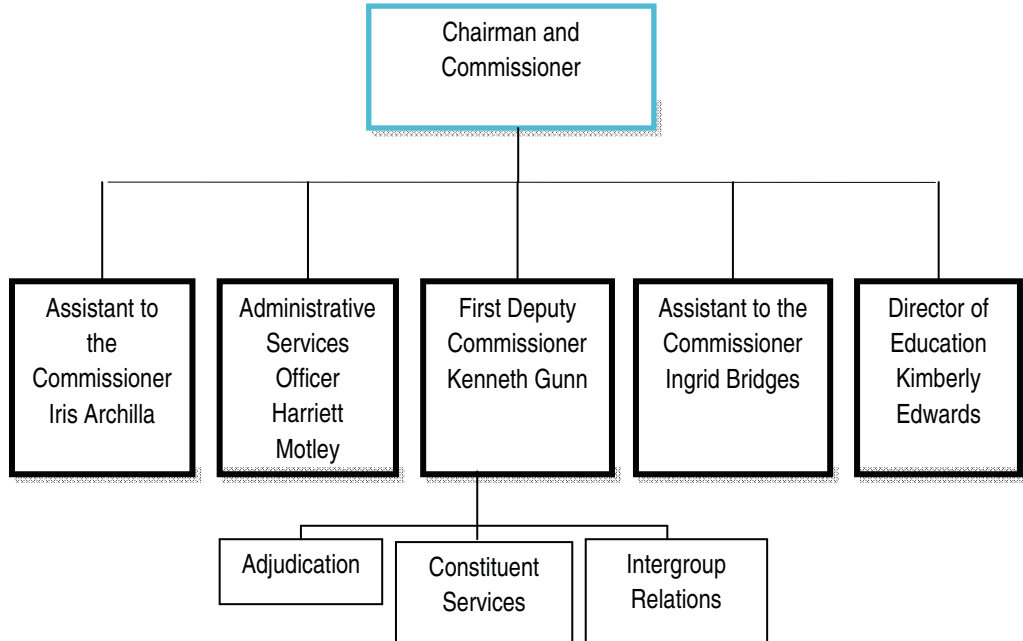
2011 Budget

Fund	Amount
Corporate Fund	\$1,905,381
Community Development Block Grant	\$1,286,559
TOTAL	\$3,191,940

Grants

Federal	Term
CDBG	2011

Organizational Chart



Facility Locations

Location	Address	Suite	Zip	Phone	Hours
Commission on Human Relations	740 N. Sedgwick Street	300	60654	(312) 744-4111	M-F, 9:00 a.m. – 5:00 p.m., Sat., 9:00 a.m. – 2:00 p.m.

Unions Representing Department Employees

Unions
AFSCME



Mayor's Office for People with Disabilities

Karen Tamley, Commissioner
121 North LaSalle Street
Chicago, IL 60602
Phone: (312) 744-7209
Email: karen.tamley@cityofchicago.org

Central Purpose

- Promote total access, full participation, and equal opportunity in all aspects of life for people with disabilities
- Provide information and referral services to public and private programs and services, including employment support, housing referrals, transportation information and other social services resources to people with disabilities
- Help people with disabilities achieve greater independence through assistive technology, home modifications, homemaker, and Independent Living Skills Training
- Work to assure compliance with federal, state and local accessibility laws and codes
- Develop and implement disability policy, legislative and accessibility initiatives
- Provide disability awareness and etiquette training

Key Facts

For two decades, the Mayor's Office for People with Disabilities has been a partner and advocate for people with disabilities who live in, work in and visit Chicago. MOPD addresses disability related issues in the areas of education, employment, housing, physical and programmatic accessibility, legislation and recreation.

MOPD's Information and Referral Unit assists more than 30,000 persons with disabilities and their families in making more effective use of the health, economic and social resources that promote independence. This is achieved in a variety of ways including providing information on programs and services that are available to people with disabilities, advocacy, short-term counseling, practical assistance and referrals. The types of assistance requested include but are not limited to: application assistance for Circuit Breaker, RTA Reduced Fare and Free Ride programs, housing, employment, in-home services,



utility reconnections, tenant/landlord, and consumer problems.

MOPD provides a variety of youth employment services for both students with disabilities and employers. The department coordinates Disability Mentoring Day, a national program that partners youth with disabilities with businesses of their choice to encourage career exploration. MOPD also collaborates with CPS to ensure inclusion of students with disabilities in the National Job Shadow Day event and Mayor Daley's Youth Ready Chicago Program.

MOPD implements a wide range of training programs for people with and without disabilities. Disability Awareness and Etiquette Training both introduce their participants to appropriate ways to interact with people with all types of disabilities in professional, social and recreational settings. The Independent Living Orientation introduces potential clients to the rules and regulations of the program and other assistance available to people with disabilities.

MOPD's Accessibility Compliance Unit works to ensure the city's programs, facilities and technology is fully accessible to residents and visitors with disabilities. MOPD works on a variety of accessibility

and disability policy initiatives to promote the goal of full inclusion.

Goals

MOPD's goal is to administer high quality and prompt service delivery to people with disabilities. MOPD continues to provide critical information and referral services, in-person and by phone. Demand for information and referral services fluctuates annually. In the last three years, there has been a 20% increase in call volume. MOPD expects to provide direct services to an estimated 26,000 individuals in 2011.

Critical Programs/Services to Assist Residents

Accessibility Compliance

MOPD works to guarantee the ongoing accessibility of commercial and residential buildings through the provision of permitting, pre-permit plan review and technical assistance to developers and architects. Additionally, under MOPD's direction, the City is conducting an evaluation of the accessibility of its policies, programs and facilities to ensure ADA compliance on behalf of residents with disabilities.

Amplified Phone Program

MOPD serves as a key distribution center for various state-funded communication products for individuals who are deaf and hard of hearing, including free amplified phones. The program primarily benefits Chicago seniors who are aging into their hearing loss.

Disability Awareness and Etiquette Trainings

The department provides Disability Awareness and Etiquette trainings in an effort to reduce potential discriminatory acts by creating a respectful and inclusive work environment to public and private sector employers. As part of the outreach strategy, the department trains all Fire cadet and Police recruits so that first-responders are better equipped to provide assistance to people with disabilities.

Employment

The Employment Services Unit provides comprehensive benefits analysis, as well as benefits planning and assistance to tens of thousands of Chicago SSA beneficiaries with disabilities under a

federal grant from the Social Security Administration. MOPD also partners with 25 community-based agencies, as well as government agencies to provide additional employment-related services for job seekers with disabilities and employers seeking qualified candidates

HomeMod

This program provides modifications to homes that need structural alterations to increase the accessibility for people with disabilities. Typical alterations include kitchen and bathroom modifications and the addition of interior and exterior lifts and ramps.

Independent Living Program: In-Home Services

This goal-oriented in-home service program consists of four components: case management, assistive technology, activities of daily living training and personal assistance/homemaker service. The Personal Assistance / Homemaker program is an in-home service provided to people with disabilities who due to their disability are unable to perform daily living activities.

Substance Abuse and AIDS Prevention Program for Deaf and Hard of Hearing

Using curriculum developed specifically for deaf and hard of hearing residents to overcome communication barriers, the program provide educational and referral services to residents of all ages on substance abuse and AIDS prevention.

Youth Employment Program

The year-long program includes interactive events such as Disability Mentoring Day, National Groundhog Job Shadow Week and Youth Ready Chicago to help students make the connection between career exploration, career development and paid summer internships.

Voluntary Emergency Registry

MOPD manages the Voluntary Emergency Assistance Registry, which was created to provide first responders and other emergency personnel with important information about the type of assistance individuals with disabilities and seniors need in an emergency.

Employees

Full Time Positions	Amount
	34

2011 Budget

Fund	Amount
Corporate Fund	\$1,051,915
Community Development Block Grant	\$2,869,594
Other Grants	\$983,000
Parking Meter Human Infrastructure Fund	\$400,000

Grants

FEDERAL	
Grant or Program	Term
Work Incentives Planning & Assistance	4/06-6/11
STATE	
Grant or Program	Term
Substance Abuse & AIDS Prevention Program for the Hearing Impaired	7/10-6/11

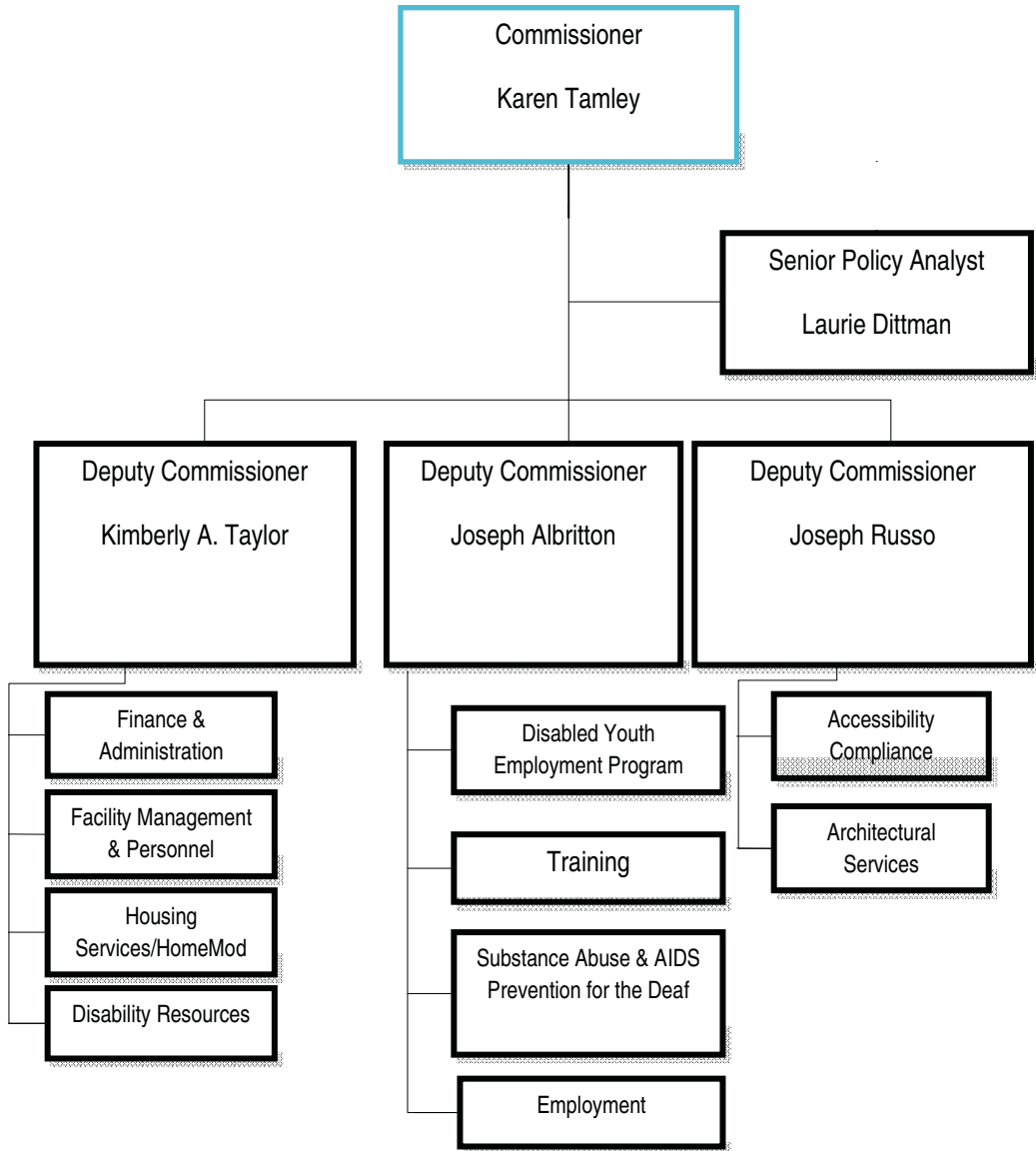
Significant Dates

Event	Date
Americans with Disabilities Act Anniversary	7/26/11

Major Contracts

Project	Term
J & J Exhibition Mgmt Services	1/11-12/12
LCM Architects, Inc.	12/08-3/11

Organizational Chart



Facility Locations

Location	Address	Suite	Zip	Phone	Hours
City Hall	121 N. LaSalle	104	60602	312-744-7050	8:30-4:30
Field Office	2102 W. Ogden		60612	312-746-5773	8:30-4:30

Unions Representing Department Employees

Unions
ASFCME



Department of Family and Support Services

Mary Ellen Caron, Commissioner
1615 W. Chicago Street, Second Floor
Chicago, IL 60622
Phone: (312) 743-0100
Email: maryellen.caron@cityofchicago.org

Central Purpose

Mission: The Chicago Department of Family and Support Services (DFSS) works to support a continuum of coordinated services that enhances the lives of Chicago residents, particularly those most in need, from birth through the senior years.

Vision: DFF works to promote the independence and well-being of individuals, support families and strengthen neighborhoods by providing direct assistance and administering resources to a network of community-based organizations, social service providers and institutions.

Key Facts

Established in 2009, the Chicago DFSS was created to provide vulnerable Chicagoans with better access to coordinated, wrap-around assistance for every member of the family. By combining all program areas under one department, we are able to integrate resources, tap into existing synergies and create new collaborative efforts that serve to assist individuals in gaining or regaining stability.

The Chicago DFSS provides a range of support both through direct assistance and indirect services as administered through a network of approximately 380 community-based organizations.

Children Services: Children Services works to provide a strong developmental foundation for Chicago's youngest residents through programs including Early Head Start, Head Start, Child Care Assistance Program and the Summer Nutrition Program.

Youth Services: Youth Services serves to support the education and development of young people ages 6 to 21 through a range of out-of-school time and career development programs including the youth WIA program, the Youth Ready Chicago Summer Jobs Program and oversight of approximately 19,000 CDBG-funded after-school opportunities.



Juvenile Intervention Support Center (JISC):

Together with the Chicago Police Department, this office oversees the case management system for the JISC, a pilot diversion program designed to keep youth out of the juvenile justice system and to provide them with supportive, asset-based services in their communities.

Community Service Centers: This division manages programs that help people in need gain stability and achieve self-sufficiency. At its six Community Service Centers, the Chicago Department of Family and Support Services offers city residents access to a wide range of resources including shelter, food and clothing to domestic violence assistance, job training and placement services. Additionally, the City's Veterans Resource Office helps U.S. veterans and family members navigate a wide variety of government benefits and civilian resources.

Domestic Violence Services: Victims of domestic violence can access services to help them regain a safe and stable lifestyle. The division coordinates the City of Chicago Domestic Violence Help Line (1-877-863-6338) which is a toll free, confidential, multi-lingual 24-hour clearinghouse for referral assistance for victims of domestic violence and their families, as well as manages a network of domestic violence providers. Staff at the City's Community Service Centers will work with residents and their families to identify immediate needs

and refer them to the appropriate supportive services including counseling, housing, clothing and employment resources.

Homeless Services: Homeless Services is responsible for the implementation of the Plan to End Homelessness through case management, as well as delivery of prevention, housing and support services.

Emergency Services: Emergency Services is responsible for overseeing the department's emergency support efforts including administration of the City's well-being check program; management of the City's Warming and Cooling Centers during extreme weather; and the coordination of temporary shelter for displaced residents. This division also oversees the department's Homelessness Outreach and Prevention (HOP) team.

Workforce Services: This division supports a comprehensive workforce development system that connects individuals to all the services they need to be effective in seeking and keeping employment from education, skills development, career development and lifelong learning. This division is responsible for the City's affiliate and sector workforce centers; employment and training programs for survivors of domestic violence, ex-offenders, dislocated workers, seniors and other hard-to-employ target populations; incumbent workers; as well as customized training and placement services for employers. Additionally, the division responds to notifications from Chicago area employers regarding reductions in workforce by providing resources for those impacted by layoffs.

Senior Services-Area Agency on Aging: This agency provides and supports a wide variety of programs that address the diverse needs and interests of older Chicagoans; from those who are healthy and active, to those who are frail and homebound. This agency also manages the City's six Regional Senior Centers and 13 Satellite Senior Centers.

Critical Programs/Services to Assist Residents

CHILDREN SERVICES

Early Head Start and Head Start: Provides educational and early childhood development activities at no-cost that promote school readiness for birth to three year old children and for three to five year old children from low income families. It includes

free medical, dental and mental health services, and nutritious meals, as well as parent education and training.

Child Care: Provides low-income parents with children from birth to age 12 with access to quality, affordable child care that allows them to continue working or to participate in approved training programs.

Summer Nutrition Program: The Summer Nutrition Program is part of a nationwide effort to ensure that low-income children receive nutritious meals when school is not in session.

YOUTH SERVICES

Out of School Time (After-School Programs): Serves youth ages 6 -18 by providing structured, age appropriate activities for youth that will build on their self-confidence, belonging, self esteem, individual responsibility, autonomy and sense of safety.

Mentoring: Provides an inter-generational approach to bond youth 6–18 years of age and adults to share knowledge and experiences in a structured way.

Counseling: Provides group and individual counseling sessions for youth 6–18 years of age to help resolve barriers to education, socialization and family stability.

Homeless Youth: Provides outreach to assist homeless youth and/or youth in shelters ages 14 – 18. Programs work to unite youth with their families and support the youth with various social and/or transitional services.

Gang Intervention and Prevention Program: The Gang Intervention and Prevention program is an initiative that provides case management, home visits, outreach mediation, life skills, sports and recreational activities for youth 12-18 years old.

COMMUNITY SERVICE CENTERS

Community Service Centers: Community Service Centers help individuals and families in need access a wide range of resources from shelter, food and clothing to domestic violence assistance, drug rehab, job training and prisoner re-entry. Clients can also get information about rental, utility and other financial

assistance programs.

Emergency Food Boxes: Free emergency food boxes for individuals and families are available at DFSS Community Service Centers. Food boxes serve as a one-time intervention measure and staff will work with families to help them secure daily, stable nutrition.

Infant Formula: Families can obtain free infant formula at Community Service Centers. The amount of formula and period of eligibility is determined on a case-by-case basis.

Rental Assistance: Emergency Rental Assistance offers a one-time grant up to \$900 to cover one month's rent and is available for people suffering financial hardship due to a crisis such as loss of job, home fire or illness.

Families First: Families First operates through The Chicago Low-Income Housing Trust Fund and provides permanent housing and support services to homeless families residing in shelters.

Veterans Resource Office: The City's Veterans Resource Office helps U.S. Veterans and family members access earned benefits and connect with important resources for housing, employment, education, health care, daily living and more.

WORKFORCE DEVELOPMENT SERVICES

Workforce Investment Act (WIA) Adult Program: Individuals are served through a combination of education, skill enhancement, career exploration, labor market analysis, and occupational training to support entry or reentry into the workforce.

Workforce Investment Act (WIA) Dislocated Worker Program: Individuals are served through a combination of education, skill enhancement, career exploration, labor market analysis, and occupational training to support entry or reentry into the workforce.

Workforce Centers: The Chicago Workforce Centers offer services for job seekers 18 or older and include computerized listings of local, state, and national job openings; seminars to develop job searching and resume writing skills as well as free fax, copier, telephone and internet access.

Workforce Sector Centers: The two Workforce Sector Centers focus on assisting employers with their workforce development and staffing needs.

Innovative Programs for Hard-to-Employ Adults: Programs provide employment-related services tailored to the needs of underserved populations such as persons with criminal backgrounds, persons with disabilities, the homeless, non-custodial parents or persons with chemical dependencies.

Customized Training and Placement Services: Programs provide participants with comprehensive training linked to full-time employment for at least six months. The focus is on high-demand occupations in manufacturing, service industries and healthcare.

Employment Programs for Survivors of Domestic Violence: Programs offer pre-employment training, job placement, job retention services, concurrent with abuse counseling, and related support services for women and men who are survivors of domestic violence.

Ex-Offender Programs: Transitional jobs program provides job-readiness training, subsidized work experience and supportive services to ex-offenders.

Youth Ready Chicago Summer Jobs Program: Youth Ready Chicago Summer Jobs Program provides youth, ages 14 – 21, with summer employment.

Workforce Investment Act (WIA) Youth In-School and Out-of-School Programs: Provides an individualized combination of education, skill enhancement, career exploration, job-readiness skills, apprenticeships and internships, and occupational training that lead to employment or post-secondary education, for at-risk youth, 16 – 21 years of age.

Youth Ready Chicago Regional Youth Career Development Center (YRCCDC)

The six centers, one in each of the six Chicago Public School regions, offer year-round youth workforce development services focused on career awareness, exploration, preparation and job placement to Chicago youth ages 14-21.

EMERGENCY SERVICES

Emergency Response: DFSS Emergency Response Teams are on duty 24 hours a day, 7 days a week to assist with non-life-threatening situations. Teams respond to calls placed to 3-1-1 to assist residents in emergency situations that do not pose an immediate life threat.

Well-Being Checks: Trained outreach workers make home visits to check on someone when there is reason for concern and a family member or friend is not able to get to them.

Warming/Cooling Centers: DFSS coordinates the operation of Warming and Cooling Centers during periods of extreme weather. The City's main Warming/Cooling Centers are located with DFSS' six Community Service Centers..

Street Outreach: Teams conduct year-round outreach to homeless people in various areas of the city. Over time, through repeated dialog, outreach workers can gain the trust of their street clients and are able to guide them into programs.

HOMELESS SERVICES

Shelter Requests: DFSS workers conduct an initial assessment and find appropriate, temporary shelter for the individual or family. DFSS follows up with the client to get them into permanent supportive housing as quickly as possible.

Homeless Prevention Call Center (HPCC): Any Chicago resident threatened with homelessness due to a recent crisis can call 311 City Services anytime to get connected to the HPCC. Individuals are then referred to agencies that make funding disbursements for rent, mortgage, utility payments or first month's rent and security deposit.

Homeless Services Mobile Clinics: The City's two mobile clinics make a full range of medical and social services readily accessible to homeless people located outside or at shelters.

Interim Housing: Individuals and families who find themselves homeless are placed in Interim Housing for a period up to four months. They work closely with a case manager who helps them connect with services they need to gain stability, locate permanent

housing and ensure they have the means to retain that housing.

Temporary Shelter: DFSS tracks approximately 100 temporary shelter programs in Chicago that serve homeless men, women and families. In total, these facilities provide more than 5,000 beds on any given night.

Shelter Plus Care: Shelter Plus Care is a federally funded program that provides housing and supportive services for homeless people who have serious disabilities.

DOMESTIC VIOLENCE SERVICES

Domestic Violence Help Line: DFSS houses and oversees the operation of the Domestic Violence Help Line. The Help Line is a 24-hour, toll-free, multilingual, confidential number that functions as a clearinghouse for domestic violence services and information.

Domestic Violence Programs: Together with a network of community based providers, DFSS offers victims of domestic violence and their families the support and services they need to regain safe, stable lives. Domestic violence counselors are on site at five DFSS Community Service Centers.

SENIOR SERVICES-AREA AGENCY ON AGING

Information, Advocacy and Assessment (I&A): I&A is the gateway to all of the services and programs offered through Senior Services. Information, Advocacy and Assessment is available by phone, by email at www.cityofchicago.org/fss or in person at City Hall, or our Regional Senior Centers.

Regional Centers and Satellite Centers: Nineteen Senior Centers are located throughout the city and offer a variety of social, educational and recreational activities for seniors and their informal caregivers.

Golden Diners Program: Hot, nutritious lunches in a communal setting are provided at nearly 70 community locations each weekday throughout Chicago, including all senior regional and satellite centers. Seniors can also participate in a variety of activities, from health education and exercise classes to field trips.

Care Coordination: Through a referral from I&A, trained certified care coordinators provide a comprehensive needs and eligibility assessment and create appropriate individualized plans of care utilizing a variety of in-home services, allowing seniors to live as independently as possible in their homes and communities.

Adult Day Services: This program provides seniors with cognitive and/or physical limitations an opportunity for socialization in a supervised group setting.

Home Delivered Meals (Meals on Wheels): Microwave-ready frozen or hot meals delivered to home-bound seniors who are unable to prepare meals for themselves and have no other means of acquiring nutritious meals.

In-Home Services: Homecare Aides prepare meals, assist with personal care and perform routine housekeeping tasks.

Nursing Home Pre-Screening: Care Coordinators assess, either in the home or in a hospital, the appropriateness of long-term care placement for seniors considering this option.

Benefits Check-Up: Using an on-line benefits calculation tool, trained staff screen seniors for hundreds of federal, state and local benefits programs. Staff then works with seniors in applying for identified benefits.

Senior Health Insurance Program (SHIP): Volunteer counselors offer free insurance education and information at all senior centers about Medicare, Medicaid and other health insurance issues.

Caregiver Support Program: Informal/familial caregivers are provided a variety of assistance and supports to aid them in caring for their older loved ones.

Grandparents Raising Grandchildren: For seniors who have primary caregiving responsibility of a child(ren), from birth to age 18, counseling and support groups are available. Emergency financial assistance can be accessed and legal help with custody and guardianship, access to public benefits and health insurance, and instances of child abuse,

neglect or family violence is also available.

Respite Care: Allows family caregivers caring for a senior, time for themselves by providing professional trained staff to care for a frail senior, who has a familial caregiver, on a temporary basis.

Foster Grandparent Program: Opportunity for seniors to make a difference in a child's life. This program also gives the senior volunteer, free annual physicals and the ability to supplement their monthly income.

Senior Companion Program: Opportunity for seniors to make a difference in the lives of lonely, frail and homebound seniors by reading, engaging in conversation, preparing light meals and more.

ADA Paratransit/Taxi Access Program: Seniors with disabilities are assisted with applications for the CTA's personalized, door-to-door transportation service. Eligible seniors receive access to the CTA's ADA Paratransit at reduced rates through a cooperative effort with the RTA's ADA Paratransit and Taxi Access Program.

Emergency Medical Transportation Service: Temporary transportation for seniors to extreme medical treatments such as dialysis, chemotherapy and radiation, until RTA paratransit service is arranged and approved.

Senior Shuttle Services: Transportation from pre-designated stops such as senior housing complexes or local churches to nearby grocery stores.

Crisis Team: Teams of professionals respond to referrals for well-being checks of at-risk and isolated elderly. A comprehensive assessment is performed and when necessary the senior is removed from the immediate danger. Seniors are then referred to appropriate agencies, programs or service for follow-up and continued assistance.

Elder Abuse and Neglect Investigation
Trained and certified elder abuse investigators respond to reports of alleged physical, emotional and sexual abuse, neglect, confinement or financial exploitation of persons 60 years of age and older. Investigators work with the senior to develop a plan to stabilize the abusive situation and reduce the risk of further harm to the older person.

Senior Advocacy Center in the Cook County Domestic Violence Court: Senior Service staff provide emotional support, education, information and advocacy to seniors involved in orders of protection and other domestic violence judicial issues.

Employees

Full Time Positions	Amount
	896

2011 Budget

Fund	Amount
Corporate Fund	\$17,378,757
Community Development Block Grant	\$30,631,029
Other Grant Fund	\$387,363,000
TOTAL	\$435,372,786

Significant Dates

Event	Date
Head Start Triennial Review	Late April- Early May 2011
Homeless Point In Time Count results released	Summer 2011

Grants

FEDERAL	
Grant or Program	Term
ARRA Chronic Disease Nutrition (Go Slow Whoa)	2/4/10-2/3/12
ARRA Chronic Disease Self management	4/1/10-3/30/12
ARRA Community Development Block Grant	7/22/09-9/30/12
ARRA Early Learning Mentor Coaches	9/29/10-2/28/12
ARRA Head Start/Early Head Start Expansion	9/30/10-9/29/11
ARRA Head Start/ Early Head Start COLA & Quality Improvement	8/1/09-3/31/11
ARRA Homeless Prevention and Rapid Re-Housing	9/1/09-9/30/12
ATTA WIA Youth (Funding fully exhausted)	2/17/09-6/30/11
ARRA Community Development Block Grant (pending review)	Concluded 9/30/10
STATE	
Grant	Term
Area Plan on Aging - Older Americans Act- State	10/1/2009 - 9/30/2010
Elderly Abuse and Neglect Pass Thru Grant -	7/1/2010 - 6/30/2011
Emergency Food & Shelter- IDHS	7/1/2010 - 6/30/2011
Flexible Senior Services and Assistive Technology Program	7/1/2010 - 6/30/2011
Juvenile Intervention Support Center	TBD
Long-term Care System Development Meals	7/1/2010 - 6/30/2011
Resident Services Coordination/Case Mgmt.	TBD
Senior Health Assistance Program (Circuit Breaker)	7/1/2010 - 6/30/2011
Special Projects-Generic-Prevention Domestic Violence	TBD
State Foster Grandparents	7/1/2010 - 6/30/2011
State Senior Community Service Employment	7/1/2010 - 6/30/2011
Money Follows the Person LTC Ombudsman	3/1/2010 - 6/30/2011
Veterans Directed Home & Community-Based Services	7/1/2010 - 6/30/2011
Senior Health Insurance Program	10/1/2010 - 1/31/2011
Relatives Raising Children	7/1/2010 - 6/30/2011

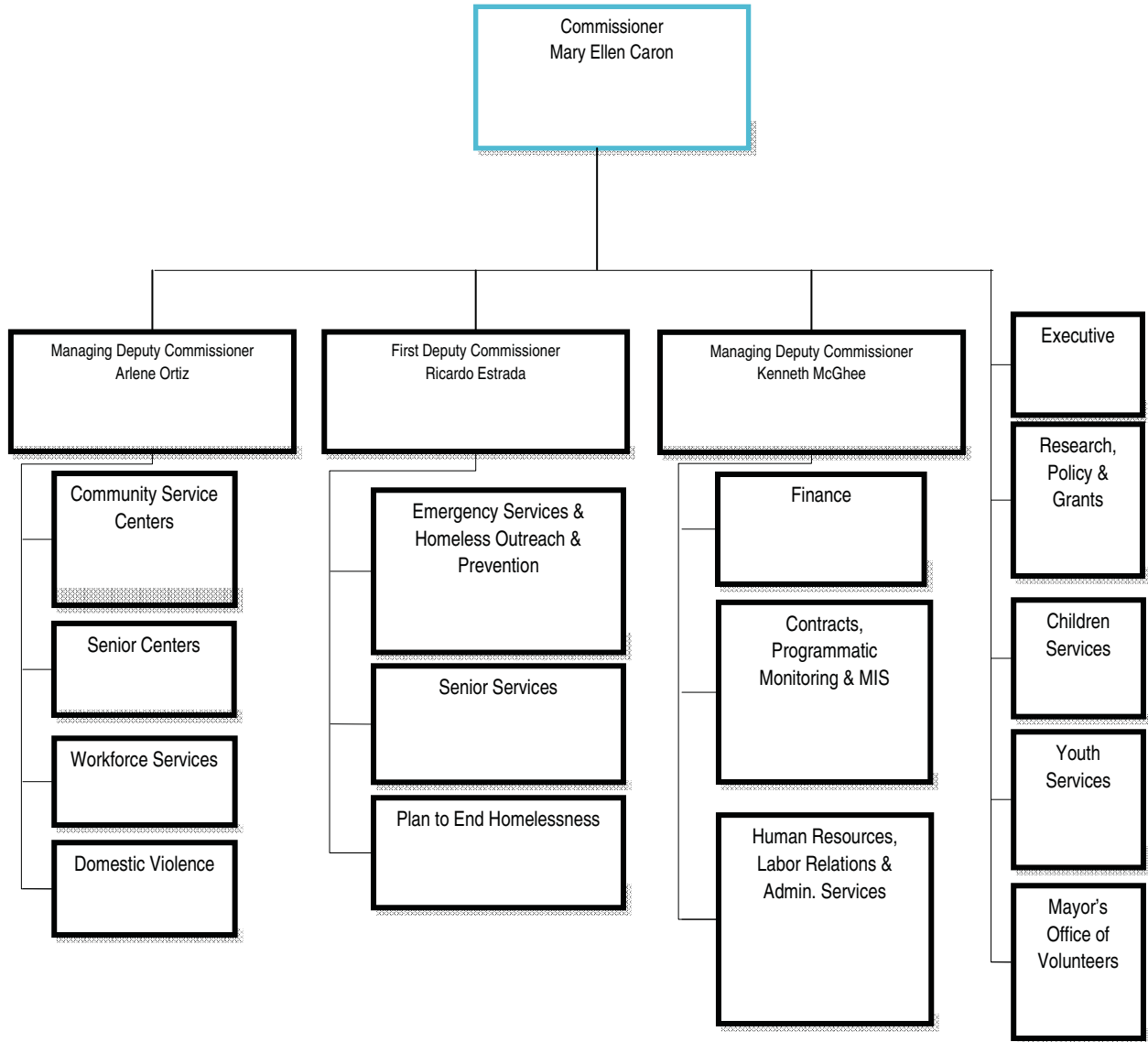
Key Agreements

Project	Term
PACE Transit Agreement	annual

Major Contracts

Project	Term
C'est Si Bon, Ltd	8/31/07 – 7/11/11
Direct Fitness Solutions, LLC	3/1/09 – 2/29/12
Educational & Demographics	9/18/08 – DUR
Fanfares	8/1/207 – 7/31/11
Bowman Systems LLC	8/1/08 – 7/31/11
Edlink LLC	2/8/10 – 6/30/11
Teaching Strategies	8/1/09 – 11/30/11

Organizational Chart



Grants

Department of Family & Support Services Federal Grants			
Grant Name	Term	Originating Source	Award Amount
ARRA Community Development Block Grant	07/22/09 - 09/30/12	Federal	\$ 3,375,000
ARRA Early Learning Mentor Coaches	09/29/10 - 02/28/12	Federal	\$ 225,000
ARRA Head Start Expansion	09/30/10 - 09/29/11	Federal	\$ 5,176,877
ARRA Head Start/Early Head Start COLA & Quality Improvement	08/01/09 - 03/31/11	Federal	\$ 8,554,350
ARRA Homeless Prevention and Rapid Re-Housing	09/01/09 - 09/30/12	Federal	\$ 34,356,259
Community Development Block Grant	01/01/11 - 12/31/11	Federal	Not Yet Awarded
Early Head Start Program Initiative	12/01/10 - 11/30/11	Federal	\$ 3,478,276
Emergency Shelter Grant-HUD (Mck Act) (part of CDBG application)	01/01/11 - 12/31/11	Federal	Not Yet Awarded
Foster Grandparents Program	07/01/10 - 06/30/11	Federal	\$ 563,529
Head Start	12/01/10 - 11/30/11	Federal	\$ 116,835,956
NCOA Benefits Enrollment Center	Award Pending	Federal	Not Yet Awarded
Safe Havens - Supervised Visitation	10/01/09 - 09/30/12	Federal	\$ 250,000
Senior Companion Program	07/01/10 - 06/30/11	Federal	\$ 296,930
Shelter Plus Care (Multiple Agreements)	Various Term Dates	Federal	\$ 12,193,644
Supportive Housing	4/1/11 - 3/31/12	Federal	\$ 318,498
Veterans Directed Home and Community Based Services Program	07/01/10 - 09/30/11	Federal	\$ 3,554,925

Grants

Department of Family & Support Services State Grants			
Grant Name	Term	Originating Source	Award Amount
Area Plan on Aging - Older Americans Act- Federal	10/01/10 - 09/30/11	Federal	\$ 15,475,778
Area Plan on Aging - Older Americans Act- State	10/01/10 - 09/30/11	State	\$ 4,126,969
ARRA Chronic Disease Nutrition (Go Slow Whoa)	02/04/10 - 02/03/12	Federal	\$ 250,000
ARRA Chronic Disease Self Management	04/01/10 - 03/30/12	Federal	\$ 110,000
ARRA Justice Assistance Grant	05/01/10-12/31/11	Federal	\$436,852
ARRA WIA Youth Formula	2/17/09 - 6/30/11	Federal	\$ 17,390,077
Chicago Domestic Violence Help Line-ICJIA	09/01/10 - 08/31/11	Federal	\$ 364,000
Community Services Block Grant	01/01/10 - 06/3/11	Federal	\$ 14,631,792
Elder Abuse and Neglect Pass Thru Grant	07/01/10 - 06/30/11	Federal	\$ 1,999,820
Emergency Food & Shelter- IDHS	07/01/10 - 06/30/11	State	\$ 4,723,622
Employment Related Child Care - IDHS	07/01/10 - 06/30/11	Federal & State	\$ 37,547,849
Flexible Senior Services	07/01/10 - 06/30/11	State	\$ 34,000
Foster Grandparents Program (State)	07/01/10 - 06/30/11	State	\$ 32,733
High Speed Internet Access	07/01/10 - 06/30/11	Federal	Not Yet Awarded
IDHS Special Project - Domestic Violence Help Line	07/01/10 - 06/30/11	State	\$ 180,365
Long Term Care Ombudsman Program - Civil Monetary Penalties	11/01/10 - 09/30/11	State	\$ 26,277
Longterm Care System Development	07/01/10 - 06/30/11	State	\$ 56,114
Medicare Improvements for Patients & Providers Act (MIPPA2)	10/01/10 - 09/30/11	Federal	Not Yet Awarded
Senior Community Service Employment (Title V)	07/01/10 - 06/30/11	Federal	\$ 1,359,893
Senior Employment Specialist Program	07/01/10 - 06/30/11	State	\$ 20,919
Senior Health Assistance Program (SHAP & MIPPA)	07/01/10 - 06/30/11	Federal	\$ 456,500
Senior Health Insurance Program	10/14/10 - 01/31/11	State	\$ 10,200
Services to Victims of Domestic Violence	08/1/10 - 07/31/11	Federal	\$ 237,186
Summer Food Service	06/01/11 - 09/03/11	Federal	\$ 3,279,512
Title XX Donated Fund Initiative	07/01/10 - 06/30/11	Federal	\$ 1,100,660
Workforce Investment Act (WIA) - Formula Adult	07/01/10 - 06/30/12	Federal	\$ 10,257,540
Workforce Investment Act (WIA) - Formula Dislocated	07/01/10 - 06/30/12	Federal	\$ 9,384,498
Workforce Investment Act (WIA) - Formula Youth	07/01/10 - 06/30/12	Federal	\$ 10,338,440
Workforce Investment Act (WIA) - Supplemental Incentive Funds	05/01/09 - 06/30/11	Federal	\$ 409,020
Workforce Investment Act (WIA) -National Emergency Grant: On-the-Job Training	10/01/10 - 03/30/12	Federal	\$ 724,965

Grants

Department of Family & Support Services Private/Other Grants			
Grant Name	Term	Originating Source	Award Amount
CHA Family Support Services (Learn & Earn, OST, Golden Diner, Homeless Prevention, Early Childhood/Family Initiative, Operation Warm)	01/01/11 - 12/31/11	CHA	\$ 3,012,660
Senior Medicare Patrol - Cooperative Agreement - Suburban Area Agency on Aging	06/01/10 - 05/31/11	Age Options	\$ 21,492
ARRA Justice Assistance Grant Cook County Pass through FY2010 (via IGA between County and DFSS)	05/01/10 - 04/30/11	Federal	\$ 497,028
Offender Reentry Demonstration Program Cook County Pass through FY 2011 (via IGA between County and DFSS)	10/01/10 – 09/30/11	Federal	\$ 747,006

Facility Locations

City of Chicago	
Chicago Department of Family & Support Services	
Central Office – 8:30 am to 5:30 pm	Senior Centers - Regional & Satellite
Community Services Centers Hours of Operation 9 am to 5pm (M, T, Th, Fri) and Wednesday, 11:00 am to 7:00 pm	<u>Northwest Senior Center</u> 3160 North Milwaukee (60618)
<u>Garfield Center / Emergency Services</u> 10 South Kedzie (60612)	<u>Central West Senior Center</u> 2102 West Ogden (60612)
<u>King Center</u> 4314 South Cottage Grove (60653)	<u>Renaissance Court</u> 78 East Washington (60602)
<u>North Area</u> 4740 North Sheridan Road (60640)	<u>Abbott Park (Roseland) Satellite Senior Center</u> 49 East 95th Street (60619)
<u>South Chicago</u> 8759 South Commercial (60617)	<u>Auburn Gresham Satellite Senior Center</u> 1040 West 79th Street (60620)
<u>Trina Davila</u> 4357 West Armitage (60647)	<u>Austin Satellite Senior Center</u> 5071 West Congress Parkway (60644)
<u>Englewood</u> 845 West 69 th Street (60621)	<u>Chatham Satellite Senior Center</u> 8300 South Cottage Grove (60619)

<u>Englewood Satellite Senior Center</u> 653 - 657 West 63rd Street (60621)	<u>Kelvyn Park</u> 2715 N. Cicero (60639)
<u>Edgewater Satellite Senior Center</u> 5917 North Broadway (60660)	<u>Pilsen (Opening Soon)</u> 2021 S. Morgan (60608)
<u>Garfield Ridge Satellite Senior Center</u> 5674-B South Archer (60638)	<u>Norwood Park</u> 5801 N. Natoma Ave (60631)
<u>North Center Satellite Senior Center</u> 4040 North Oakley (60618)	
<u>Portage Park Satellite Senior Center</u> 4100 North Long (60641)	
<u>West Town Satellite Senior Center</u> 1613 West Chicago Avenue (60622)	

Unions Representing Department Employees

Unions
AFSCME
Teamsters Local 700
Teamsters Local 743



Chicago Public Library
Mary Dempsey, Commissioner
400 S. State Street
Chicago, IL 60605
Phone: (312) 747-4090
Email: dempsey@chipublib.org

Central Purpose

- Provide equal access to information, ideas and knowledge through books, programs and other resources
- Support all people in their enjoyment of reading and pursuit of lifelong learning

Mission Statement

We welcome and support all people in their enjoyment of reading and lifelong learning. Working together, we strive to provide equal access to information, ideas, knowledge through books, programs and other resources. We believe in the freedom to read, to learn, to discover.

Key Facts

The Chicago Public Library (CPL) is a special place beyond home and work where people come to improve their lives, nourish their intellect or simply to be entertained. CPL is a leader in Chicago's diverse neighborhoods because it offers not only rich and current book collections, but also state of the art technology and programming and other benefits of its numerous cultural and public partnerships.

Currently, the CPL operates the central Harold Washington Library Center, the Sulzer and Woodson regional libraries and 73 branch libraries. Each library offers public programs and computer resources and is a valued community resource. With the opening of the new West Town and Altgeld branches in 2010, the City has replaced or built 55 libraries since 1989. The new Richard M. Daley, Greater Grand Crossing, Dunning and Little Village branches will open for public services in 2011 increasing the number of CPL locations to 80.

As the Chicago Public Schools continue to reshape its school libraries, the Chicago Public Library has increasingly become the primary out of school reference, research and instructional



resource for Chicago's public school students. In addition, the Chicago Public Library is the primary school library for Chicago's parochial, private, charter and home schooled students. Chicago's public libraries are open after school, during evenings, on weekends and during the summer. When schools are closed, libraries are open and are serving hundreds of thousands of students and their families with homework resources, state of the art technology, professional reference and the assistance of certified teachers. The role that libraries play in the day to day educational and lifelong learning needs of Chicago's students of all ages is essential for an informed and educated populace and for the future of our city.

The economic decline across the nation and in Chicago has made the Chicago Public Library more relevant than ever before. Chicagoans of all ages and backgrounds are using the Library's Job Seekers online and print resources along with the assistance of trained professionals to seek employment and/or training for new careers. Today, more than 60% of the time of CPL's librarians and Cybernavigators is spent assisting Chicagoans searching online resources for work, applying for jobs online, drafting or redrafting resumes, and searching for educational opportunities. Hundreds of thousands of Chicagoans attend free financial literacy programs at the Chicago Public Library and take advantage of the Library's free books, cds, dvds, computers and author events to sustain their quality of life and access to critical information and lifelong learning. Without a strong and vital public library, Chicagoans would be without these essential resources.

Investments in facilities and personnel are made in accordance with the five-year strategic plan, CPL 2010. The plan builds on the mission and strengths of Chicago Public Library and challenges the department to pursue new opportunities. Through the plan, CPL has committed to: offer focused online research training to the public; measure the outcomes of its services and articulate these findings to stakeholders; expand and enhance program and partnership opportunities; and increasing awareness of CPL resources and programs.

Goals

During 2011, the Chicago Public Library will remain an essential resource to residents as many continue to struggle with new economic realities. Collections will be used for pleasure reading and research. The Library will sustain its annual circulation of 9.5 million items, the 2010 level.

CPL considers investments in resources to be investments in the success of Chicago's residents. In 2011, CPL expects to offer 2.9 million free one-hour internet sessions to the public which will equal the 2010 total. The public will continue to access library resources like free technology and training as they study, pursue job opportunities and seek advancement for themselves and their children

Critical Programs/Services to Assist Residents

CyberNavigators: CPL, under the Bank of America Computer Smarts program, brings trained instructors to neighborhood library locations to provide free computer training to the public. In the past two years, CyberNavigators have been increasingly assisting patrons with online job searches and resume writing.

Teacher in the Library: Providing high quality, professional after-school homework help to Chicago's children and youth each school year.

Summer Reading Programs (for both children and adults): Each summer the Library partners with a Chicago cultural institution to offer a summer of programs, events and books, organized around a theme. In 2010, 50,000 children read 1.2 million books and more than 5,000 adults took part, reading 11,000 books.

Kraft Great Kids: From October to April, the Library partners with the Chicago Park District to provide Monthly Family Night literacy programs at 12 parks. In June, July and August, the Library and Park District bring the Summer Reading Program to 24 parks/playlots via the Kraft Great Kids Kidsmobile, which provides activities including crafts, sports, and of course, reading.

Money Smart: Chicago Public Library partners with the Federal Reserve Bank of Chicago to provide year round financial literacy programs for teens and adults in libraries across the city.

Law at the Library: Partnering with the Chicago Bar Association, the Library offers free monthly presentations by experienced attorneys on various legal issues. The program allows participants to speak to a licensed attorney, free of charge.

YOUmedia, digital space for teens: an innovative, 21st century teen learning space at the Harold Washington Library Center (and soon to be expanded to three branches). High school age teens engaging with YOUmedia can access more than 100 laptop and desktop computers, as well as a variety of media creation tools and software, all of which allow them to stretch their imaginations and their digital media skills. By working both in teams and individually, teens have

an opportunity to engage in projects that promote critical thinking, creativity and skill building.

One Book, One Chicago: This award-winning program seeks to cultivate a culture of reading in our city by reinforcing the importance of reading together as a community. Twice annually – once in the spring and once in the fall – a book is selected and promoted to all of Chicago. Discussions of the selected book take place in more than 50 library locations as well as outside locations and public programs are created to further enrich the experience of reading the book.

CPL website resources: The Library’s online presence offers patrons access to not only the Library’s catalog, but also hundreds of subscription databases, online resources and downloadable media, 24 hours a day, 7 days a week. These

resources include *Hoover’s Company Records*, *Morningstar Investment Research Center*, *Chicago Tribune* archives, *Chicago Defender* archives, *Wall Street Journal*, as well as industry specific journals. Downloadable media include eBooks, audiobooks, video and music.

Especially for Job Searchers: in response to the increasing number of citizens coming to their local library for assistance with job searches, the CPL staff created an online job searching aid, working with Illinois workNet and other organizations. These web pages serve as a self-guided career guide, linking patrons to the advice, assistance and tips they need in their search for employment. Reference librarians and CyberNavigators report that approximately 60% of the requests they receive are from patrons asking for assistance with job searches.

Employees

Full Time Positions	Amount
	1128

2011 Budget

Fund	Amount
Library Fund- Building and Sites	\$505,000
Library Fund – Maintenance & Ops.	\$54,680,971
Other Grant Fund	\$19,150,000**
TOTAL	\$74,335,971

****Includes grants received and grants anticipated but not yet awarded by the State of Illinois or the CPL Foundation.**

Significant Dates

Event	Date
Central Library exhibit: Chicago River 1999-2010	February 25 – September 2, 2011
Woodson Regional exhibit: A Ten Year Retrospective	February 2011 – September 2011
Strategic Planning	Start: March 2011; End: July 2011
Central Library exhibit: In Service to the Union: Civil War Artifacts	April 1, 2011 – July 17, 2011
All Staff Institute Day	May 4, 2011
Zena Sutherland Lecture	May 6, 2011
20 th Anniversary of the Harold Washington Library Center	Programs throughout the year
One Book, One Chicago citywide reading and programs of selected titles. Spring title Fall title (10 th Anniversary)	Announce late February, early March Announce July or August
Branch openings and dedication: Richard M. Daley Branch: Greater Grand Crossing: Dunning: Little Village:	Spring 2011 Spring 2011 Spring 2011 Fall 2011
Columbia College Story Week	March 14 – 17, 2011
Money Smart Week	April 2-9, 2011
Central Library exhibit: Actors, Plays and Stages: Early Theater in Chicago	April 29, 2011-May 15, 2012
Annual summer reading program for children & adults Children's program runs: Adult's program runs:	June 13, 2011 – August 6, 2011 June 1, 2011 – July 31, 2011
Printers Row Lit Fest	June 4 & 5, 2011
DePaul Summer Reading Conference	July 15 & 17, 2011
Central Library exhibit: One Book, Many Interpretations, Second Edition	August 27, 2011 – April 15, 2012
Central Library exhibit: The Stories We Share: Twenty Eventful Years At the Harold Washington Library Center	Opens: September 30, 2011
Carl Sandburg Literary Award dinner	October 2011
Chicago Humanities Festival	November 5, 6, 12, 13, 2011
Bookamania	November 19, 2011

Private/Public Cooperative Agreements

Project
Master IGA between City & Public Building Commission of Chicago for branch library construction
The Chicago Public Library/Chicago Public Library System is a member of the Illinois Library & Information Network (ILLINET) administered by the Illinois State Library. Through this partnership the Library uses resource sharing with other libraries to fill the information, recreation and research needs of library users across the state. We also receive access to First Search databases from OCLC, ex. ArchiveGrid, WorldCat, Illinois Catalog, CAMIO, WorldCat and participate in training opportunities, literacy programs, cooperative cataloging, reference services and digital collections from OCLC.

Chicago Public Library Lead Department Contracts

Vendor	Current Expiration
American Ideal Cleaning	5/13/2013
B & L Distributors	11/30/2013
Debi's Piano Tuning	12/31/2012
Desks, Inc.	7/31/2011
EM Grafix, Inc.	12/31/2011
Harrison and Company	10/31/2013
Harrison and Company	5/31/2011
Harrison and Company	4/30/2012
HF Book Binding	5/31/2011
Jorh Frame & Moulding	3/31/2012
National Graphx Imaging	1/4/2014
Q.C. Enterprises	2/15/2011
S & S Worldwide	7/31/2011
The Alasko Company	3/31/2013
The Library Corporation	7/31/2010
U.S. Equities (Department of General Services is lead, CPL is client department)	12/31/2011
Workforce Language Services	6/30/2011
Sole Proprietor Honorariums	NA

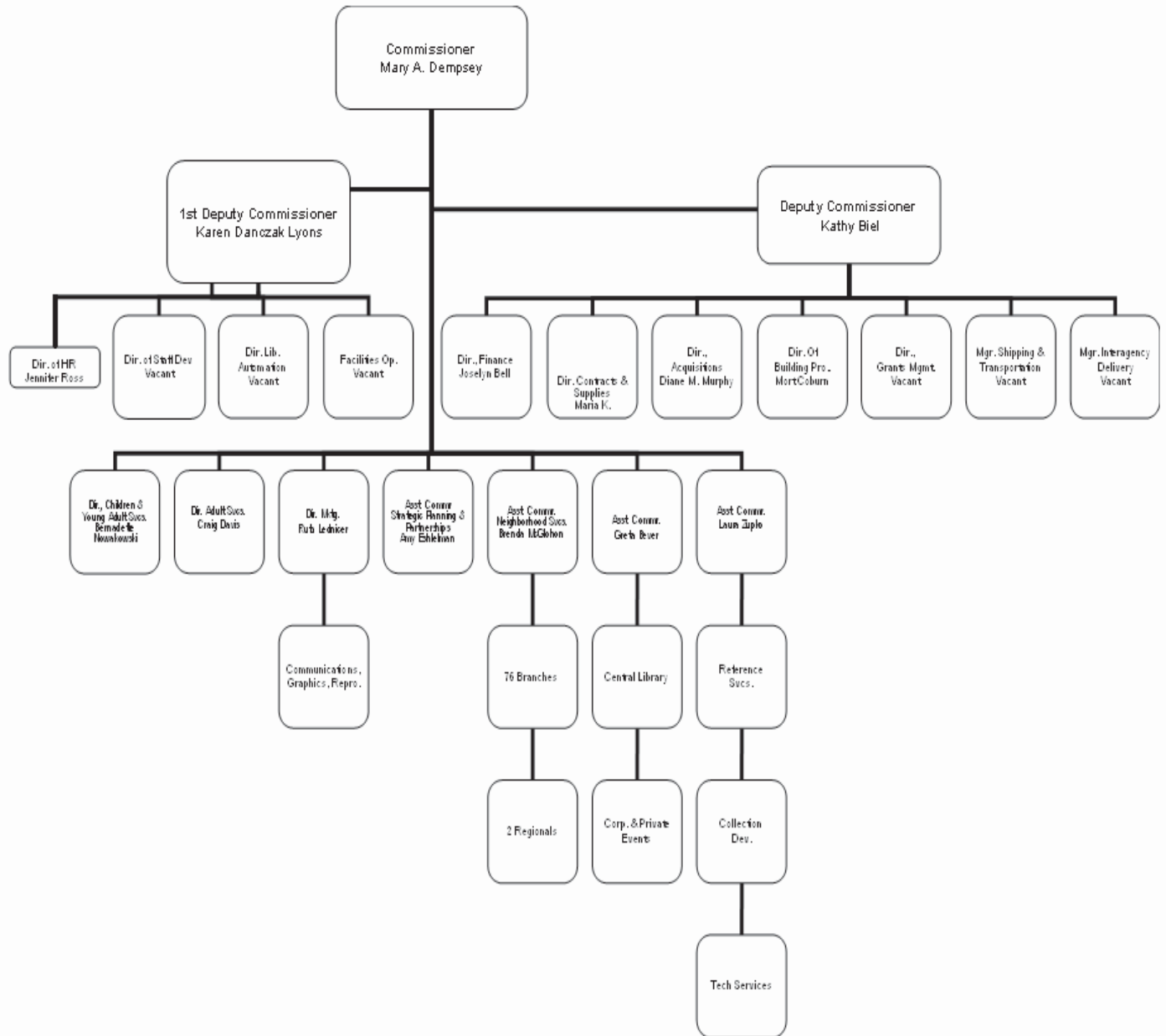
Active Grants

Source	Fed Aid / Project - Description	Start Date	End Date	Budget
State	TALKING BOOK CENTER FY 2008/2010	7/1/2008	6/30/2011	\$ 850,570
State	THE MARC OF QUALITY FY 10/11	7/1/2010	6/30/2011	\$ 2,000
State	FY 10 PUBLIC LIBRARY PER CAPITA	7/1/2010	6/30/2011	\$ 1,432,000
State	FY11 LIBRARY SYSTEM PER CAPITA GRANT	7/1/2010	6/30/2011	\$ 2,306,790

Anticipated Grants

DCEO Edgewater Branch Capital Grant	Illinois Department of Commerce and Economic Opportunity	\$700,000
Illinois Library Development-Per Capita & Area	Illinois State Library	\$ 6,700,000
Independence Branch Capital Grant	Illinois Department of Commerce and Economic Opportunity	\$275,000
Live and Learn - Cataloging	State	\$ 2,000
Sub-Regional Library for Blind & Physically Handicapped-Talking Book Ctr	Illinois State Library	\$ 50,000
Edgewater Branch Capital Construction	DCEO	\$150,000
Illinois Humanities Council Library Programs	State	\$ 10,000
State Capital Construction Program	State	\$10,000,000
Independence Branch Capital Construction	State	\$500,000
Sub-Regional Library for Blind & Physically Handicapped-Talking Book Ctr	State Library	\$ 531,000

Organizational Chart



Capital Projects

Program	Capital Project ID	Project Name	<u>Funding Source</u>	<u>2010 Funding Amount</u>
Library	32415	Dunning Branch Library	GENERAL OBLIGATION BOND - 2007	500,000
Library	32415	Dunning Branch Library	2008 LIBRARY BOND	5,000,000
Library	32415	Dunning Branch Library	DEPARTMENT OF COMMERCE & ECONOMIC OPPORTUNITY	1,400,000
Library	33683	Whitney Young Branch	2008 LIBRARY BOND	5,000,000
Library	33683	Whitney Young Branch	87TH/COTTAGE GROVE	1,000,000
Library	33684	Grand Crossing Branch Library	2008 LIBRARY BOND	3,371,700
Library	34048	WEST TOWN BRANCH LIBRARY	2008 LIBRARY BOND	1,500,128
Library	34048	WEST TOWN BRANCH LIBRARY	2009 G.O. BONDS	500,000
Library	34163	Little Village Branch Library	2008 LIBRARY BOND	7,000,000
Library	34374	RICHARD J. DALEY LIBRARY	NEIGHBORHOODS ALIVE 21 - 2003	150,000
Library	34374	RICHARD J. DALEY LIBRARY	2008 LIBRARY BOND	400,000
Library	34374	RICHARD J. DALEY LIBRARY	35TH AND HALSTED	5,000,000
Library	34375	WOODSON REGIONAL LIBRARY-COMPUTER COMMONS UPGRADE	2008 LIBRARY BOND	163,090
Library	34376	SULZER REGIONAL LIBRARY-COMPUTER COMMONS UPGRADE	2008 LIBRARY BOND	133,385
Library	34766	2010 CONSTRUCTION MANAGEMENT FOR LIBRARY BRANCHES	2008 LIBRARY BOND	327,558

Program	Capital Project ID	Project Name	<u>Funding Source</u>	<u>2010 Funding Amount</u>
Library	34950	ALTGELD BRANCH LIBRARY	NEIGHBORHOODS ALIVE 21 - 2003	275,000
Library	34991	HARSH COLLECTION COMPACT SHELVING	NEIGHBORHOODS ALIVE 21 - 2003	357,215
Library	35528	SYSTEM WIDE FURNITURE-BRANCH LIBRARIES	2008 LIBRARY BOND	149,525
Library	35549	JEFFERY MANOR BRANCH ADA AUTOMATIC DOOR OPERATION	NEIGHBORHOODS ALIVE 21 - 2003	13,900
Library	35550	LINCOLN BELMONT BRANCH ADA AUTOMATIC DOOR OPERATION	NEIGHBORHOODS ALIVE 21 - 2003	13,100

Unions Representing Department Employees

Unions
AFSCME
Teamsters



311
Audrey L. Mathis, Director
2111 W. Lexington Street
Chicago, IL 60612
Phone: (312) 746-9760
Email: audrey.mathis@cityofchicago.org

Central Purpose

- Provide information regarding City events and programs
- Receive requests for City services and forward them to the appropriate departments
- Process non-emergency police reports
- Serve as the back-up facility for the Center for Emergency Communication

Key Facts

The 311 City Service Center was launched in Chicago in 1999, taking in approximately 2.8 million calls the first year. In 2010, 311 received 4.2 million calls. Of those calls, more than 20% are requests for City services, approximately 13% are police non-emergency matters and the remaining 67% are requests for information regarding City events and programs. In 2010, 311 tracked approximately 2.04 million city service requests. In addition, in 2010, 311 staff processed 15,338 e-mails received from residents through the City of Chicago's website.

311 works with the Budget Office, the Department of Innovation Technology (DoIT), and City departments to establish public benchmarks for service delivery for various service requests.

311 carries out its responsibilities through three basic divisions: Operations, Service Advocacy, and Neighborhood Services.

OPERATIONS: Operators accept phone calls 24 hours a day, seven days a week, 365 days a year for callers to request a service, check the status of previous service requests, obtain information regarding City programs or events, and file non-emergency police reports.

SERVICE ADVOCACY: Project managers provide training, technical assistance, and reports to City departments and sister agencies



from the Customer Service Request (CSR) system, a central system to enter requests for service and track service levels from time of request through resolution. The system also provides a tool for assignment of work crews/equipment and ability to monitor work loads across the City.

NEIGHBORHOOD SERVICES: Project managers work to assess City department services and performance throughout Chicago neighborhoods, troubleshoot and expedite the delivery of City service needs, coordinate with City departments/sister agencies, and facilitate the City's participation in neighborhood events/initiatives to improve quality of life.

311 has created additional channels to address high call volume and ensure that callers are able to make service requests and/or receive information. If an operator is not immediately available, callers are directed to an auto-attendant and given options to select for frequently requested information. In addition, through the City of Chicago's 311 website, residents/visitors can request various City services, check the status of previously requested services, and/or obtain general information.

311's funding appropriations are administered

through the Office of Emergency Management
and Communications

Employees

Full Time Positions	Amount
	78

2011 Budget

Fund	Amount
Corporate (Personnel)	\$3,881,883
O'Hare (Personnel)	\$627,235
Corporate (Non-Personnel)	\$380,342
Total	\$4,889,460

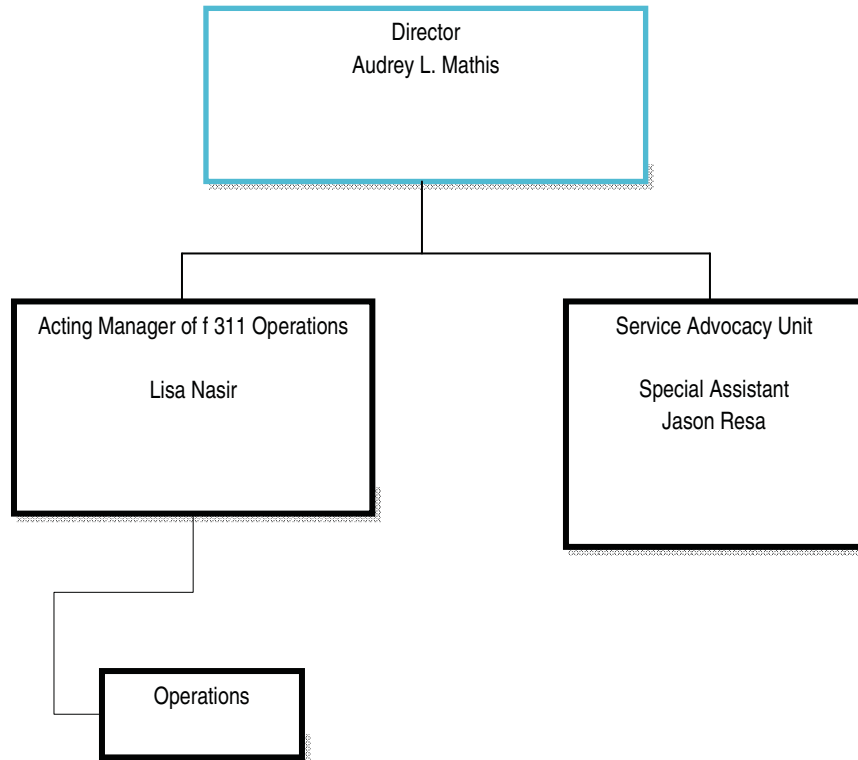
Major Contracts

Project	Term
AT&T Language Line (Translation Services) Vendor Limit: \$5,159,570	07/05 – 07/12

Significant Dates

Event	Date
Launch of 311 ChiText (SMS Text Messaging)	Proposed February-March 2011

Organizational Chart



Facility Locations

Location	Address	Suite	Zip	Phone	Hours
311 Call Center	2111 W. Lexington	N/A	60612	312-746-9760	24hr

Unions Representing Department Employees

Unions
AFSCME Council 31

PUBLIC SAFETY

POLICE BOARD
INDEPENDENT POLICE REVIEW AUTHORITY
POLICE DEPARTMENT
CAPS IMPLEMENTATION OFFICE
OFFICE OF EMERGENCY MANAGEMENT AND COMMUNICATIONS
FIRE DEPARTMENT



Chicago Police Board

Demetrius E. Carney, President
 30 N. LaSalle Street, Suite 1220
 Chicago, IL 60602
 Phone: (312) 742-4194
 Email: decarney@perkinscoie.com

Central Purpose

- Review applications, conduct interviews, and submit to the Mayor three nominees for the position of Superintendent of Police when there is a vacancy in the position
- Decide disciplinary cases in which the Superintendent of Police files charges to discharge or suspend for more than thirty days a member of the Police Department
- Review, upon the request of department members, disciplinary suspensions of six through thirty days.
- Decide matters in which the Chief Administrator of the Independent Police Review Authority and the Superintendent of Police do not concur regarding discipline of a member of the Police Department
- Hold monthly public meetings that provide an opportunity for all members of the public to present questions and comments to the Board, the Superintendent of Police, and the Chief Administrator of the Independent Police Review Authority
- Adopt the rules and regulations governing the Police Department.

Key Facts

The Police Board is an independent civilian body that oversees certain activities of the Chicago Police Department. The Board consists of nine members appointed by the Mayor with the advice and consent of the City Council. The Board derives its oversight authority from city ordinance and state law.



Employees

Full Time Positions	
	2

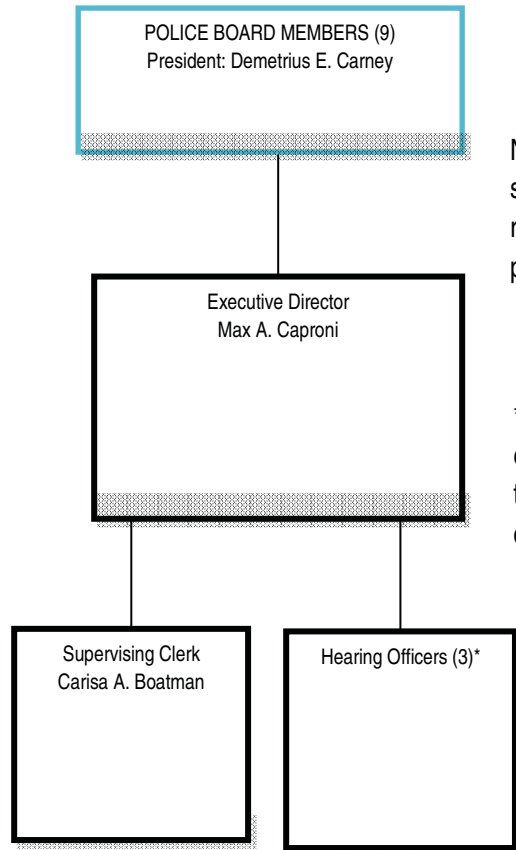
2011 Budget

Fund	Amount
Corporate	\$422,633

Significant Dates

Event	Date
Monthly meeting	Third Thursday

Organizational Chart



Note: A Special Assistant Corporation Counsel serves as the Board's general counsel, representing the Board in legal matters and providing legal advice.

*The Board's three hearing officers, experienced attorneys in private practice, serve the Board on an hourly basis by presiding over disciplinary hearings and reporting on cases.

Facility Locations

Location	Address	Suite	Zip	Phone	Hours
Office	30 North LaSalle Street	1220	60602	312-742-4194	8:30a.m. – 4:30 p.m.



Independent Police Review Authority

Ilana Rosenzweig, Chief Administrator
10 West 35TH Street
Chicago, IL 60616
Phone: (312) 745-3609
Email: Ilana.rosenzweig@iprachicago.org

Central Purpose

- Conduct fair, thorough, and timely investigations into allegations of excessive force, domestic violence, coercion through violence, or bias-based verbal abuse made against Chicago Police Department members
- Ensure that CPD department members who have committed proven misconduct are disciplined and those who have been wrongly accused are cleared
- Increase transparency in the disciplinary process by addressing community groups and by filing quarterly reports with the Mayor's Office, the City Council Committee on Police and Fire, the Office of the City Clerk, and the Legislative Reference Bureau
- Make recommendations to the Superintendent, the Chicago Police Board and the Chairman of the City Council Committee on Police and Fire concerning revisions in policy and operating procedures to increase the efficiency of the CPD
- Build trust in the Independent Police Review Authority, the disciplinary process, and ultimately the accountability of the CPD

Key Facts

Created by ordinance in 2007 as an independent department of the City of Chicago, the Independent Police Review Authority (IPRA) intakes all allegations of misconduct made against CPD members, whether made by the public or by another CPD member. While IPRA registers all complaints, not all complaints are investigated by IPRA. The department investigates those allegations of misconduct that concern the use of excessive force, domestic violence, coercion through a threat of violence, and biased-based verbal abuse. IPRA also investigates all cases in which a CPD member discharges his or her firearm or Taser stun gun in a manner that potentially could strike an individual, as well as all deaths of persons or extraordinary occurrences in police custody even if no allegations of misconduct is made.



All other complaints are forwarded to CPD for investigation. Cases involving allegations of drug use, thefts and procedural violations, for example, are investigated by the Internal Affairs Division of CPD.

Critical Programs/Services to Assist Residents

Community Meetings

The Independent Police Review Authority (IPRA) conducts quarterly meetings in various parts of the City to provide an opportunity to interact with members of the community and inform residents of IPRA's role and function in the police oversight process. At these meetings IPRA explains its investigative process, answers questions from participants, and responds to concerns from members of the public.

Stakeholders Panel

The Independent Police Review Authority (IPRA) conducts semi-annual meetings held at IPRA Headquarters that provide an opportunity for the community and police organizations, who can affect or be affected by the police oversight process, to present issues of concern directly to IPRA personnel. These "town-hall" style panels provide an opportunity for a candid dialogue designed to educate IPRA

investigators about community and police issues and to inform community and police leaders about IPRA's policies and procedures and addresses any questions and concerns.

Public Reporting

IPRA provides transparency to the disciplinary process by making public reports on that process and continuing to use its website as a repository for information. The website contains Quarterly Reports, Annual Reports, and a monthly abstract of all investigations for which IPRA has recommended a sustained finding against accused CPD members. The website also provides statistical and demographic data for every officer-involved shooting since 2008. IPRA's website allows citizens to directly initiate a complaint with IPRA against a CPD member or to compliment the actions of a CPD member.

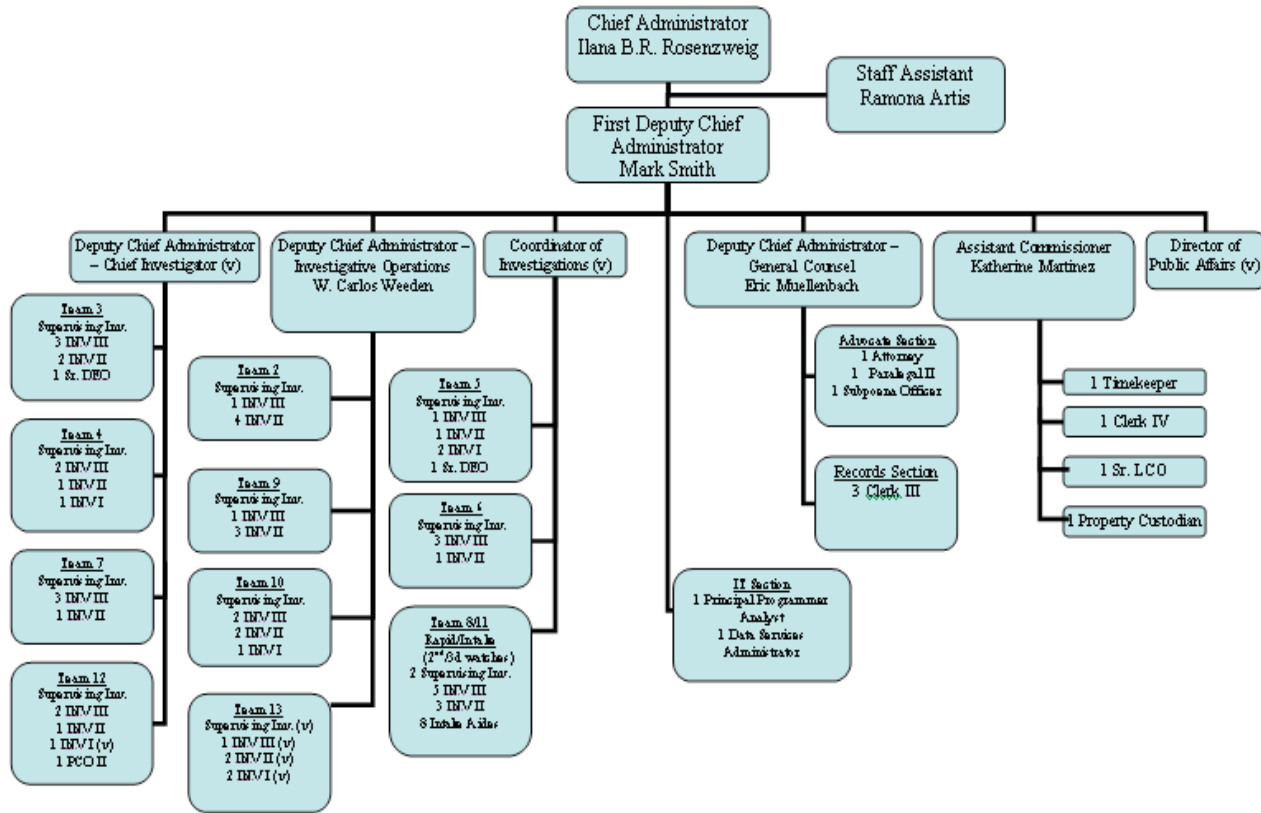
Employees

Full Time Positions	Amount
	97

2011 Budget

Fund	Amount
	\$7,498,962

Organizational Chart



Facility Locations

Location	Address	Suite	Zip	City	Hours
IPRA	10 West 35 th Street	1200	60616	Chicago	24 hours

Unions Representing Department Employees

Unions
AFSCME



Chicago Police Department

Terry Hillard, Interim Superintendent
3510 S. Michigan Avenue
Chicago, IL 60653
Phone: (312) 745-6100
Email: terry.hillard@chicagopolice.org

Central Purpose

- Protect the lives, property and rights of all people in the city
- Maintain order while enforcing the laws fairly and impartially
- Operate under the community policing model

Key Facts

The Police Department is divided into six patrol service groupings (five Areas and the Central Control Group); each of these contains two to five districts. Operationally, districts are broken into sectors, and sectors are subdivided into beats. Citywide there are 75 sectors and 281 beats. In addition, the department has many specialized units ranging from tactical teams to investigative units. Included among these are Gang Enforcement, Juvenile Advocacy, Bomb and Arson, the Deployment Operations Center, Airport Law Enforcement, Narcotics, Gang Investigations, Vice Control, Public Transportation, the Marine, Helicopter and Mounted Patrol Units, SWAT, Mobile Strike Force and the Targeted Response Unit.

Critical Programs/Services to Assist Residents

Code of Silence Campaign:

The Campaign to End the Code of Silence is a multi-year, multi-funded citywide initiative developed by the Chicago Police Department's CAPS Implementation Office. The model is an evidence-based and data driven program that will center on identifying the key causal factors contributing to the unwillingness of residents, particularly young people, from providing information to the police and providing information on offenders. The Campaign is a logical extension of the Department's longstanding and comprehensive community policing strategy, which was implemented in 1993.



Gang School Safety Teams:

A team of 10 seasoned Gang Enforcement Officers meets with high school students in Areas 1 and 2 to discuss the perils of gang membership. School volunteers have also been trained on gang identifiers. This was a pilot program in Area 1, and recently expanded to Area 2.

Expanded Anti-Violence Initiative (EAVI):

The Expanded Anti-Violence Initiative (EAVI) was created as an effective means for addressing the drug and gang violence problems that plague our communities. EAVI has brought together law enforcement and various organizations, City, State, county, Federal, local Faith-based organizations and local Core Community Members. These organizations are aggressively working with law enforcement and other agencies to address issues that are plaguing our communities.

The Back of the Yards New City Task Force

Residents and core stake holders work together to eliminate crime within that community. They have implemented after school programs, workshops for foreclosure preventions, youth forums and neighborhood housing services to help with abandoned buildings in that area. This initiative

supports efforts in the area bounded by Racine-Kezie-43rd-55th.

Englewood Mentoring Program:

Chicago Police members in partnership with the Chicago Public Schools interacted with 20 high risk students in a low income high crime area to mentor and assist in their social skills, character building and behavior modification.

Violence Reduction Strategy:

This initiative is currently underway in the 011th district, and focuses on group accountability for gang involved violent crime. Collective law enforcement resources focus efforts on gang members involved in criminal activity, following an incident of violent crime perpetrated by a gang.

Communications Campaign:

In further support of the Department's undertaking to find new and innovative ways to engage members of the public, a communications campaign was launched in 2010. Social media was embraced as a way to communicate with and educate the public. The Department currently uses Facebook, Nixle and Twitter, and collectively, the Department has over 40,000 followers. The CPD is committed to utilizing all available tools to establish trusting relationships with the communities the Department serves.

Employees

Full Time Positions	Amount
Corporate	15,327
O'Hare	176
Midway	57
CAPS Implementation	60
Grants	99

2011 Budget

Fund	Amount
Corporate	\$1,291,949,503
O'Hare	14,333,230
Midway	5,061,055
CAPS Implementation	4,771,924
Grants	6,478,476

Key Agreements

Project	Term
HIDTA Task Force Agreement (Fed)	1 Oct 10 until 30 Sep 11
Illinois Institute of Technology	30 Jun 11
Homeland Security	26 Oct 10 Open ended
Organized Crime Drug Enforcement Task Forces (FBI)	26 Oct 10 until 25 Oct 11
Illinois Secretary of State	31 Oct 11
Chicago Housing Authority	In Progress
Chicago Public Schools	In Progress

Unions Representing Department Employees

Employee Bargaining Units
Fraternal Order of Police, Lodge #7
PB & PA Unit 156 Chicago Police Captains Association
PB & PA Unit 156 Chicago Police Sergeants Association
PB & PA Unit 156 Chicago Police Lieutenants Association
AFSCME
Illinois Nurses Association
I.B.E.W. Local 134
SEIU Unit II

Facility Locations

Location	Address	Zip	Phone	Hours
001 st District/ Central Detention/Traffic/Public Transportation	1718 South State Street, Chicago, IL	60609	(312) 745-4290	24/7
002 nd District/Area 1	5101 South Wentworth Avenue, Chicago, IL	60609	(312) 747-8366	24/7
003 rd District	7040 S. Cottage Grove Ave. Chicago, IL	60637	(312) 747-8205	24/7
004 th District	2255 E. 103rd St , Chicago, IL	60617	(312) 747-7581	24/7
005 th District/Area 2	727 E. 111th St., Chicago, IL	60628	(312) 747-8210	24/7
006 th District	7808 South Halsted Street, Chicago, IL	60620	(312) 745-3610	24/7
007 th District	1438 W. 63rd St., Chicago, IL	60636	(312) 747-8220	24/7
008 th District	3420 W. 63rd St., Chicago, IL	60629	(312) 747-8730	24/7
009 th District	3120 S. Halsted St., Chicago, IL	60609	(312) 747-8227	24/7
010 th District	3315 W. Ogden Avenue, Chicago, IL	60623	(312) 747-7511	24/7
011 th District/Area 4	3151 W. Harrison St. Chicago, IL	60612	(312) 746-8386	24/7
012 th District	100 S. Racine Ave. Chicago, IL	60607	(312) 746-8396	24/7
013 th District	937 N. Wood St. Chicago, IL	60622	(312) 746-8350	24/7
014 th District	2150 N. California Ave. Chicago, IL	60647	(312) 744-8290	24/7
015 th District	5701 W. Madison Ave. Chicago, IL	60644	(312) 743-1440	24/7
016 th District	5151 N. Milwaukee Ave. Chicago, IL	60630	(312) 742-4480	24/7
017 th District	4650 N. Pulaski Rd. Chicago, IL	60630	(312) 742-4410	24/7
018 th District	1160 N. Larrabee Ave. Chicago, IL	60610	(312) 742-5870	24/7
019 th District/Area 3	2452 W. Belmont Ave. Chicago, IL	60618	(312) 744-5983	24/7
020 th District	5400 North Lincoln Avenue Chicago, IL	60625	(312) 742-8714	24/7
021 st District	300 E. 29th St. Chicago, IL	60616	(312) 747-8340	24/7
022 nd District	1900 W. Monterey Ave. Chicago, IL	60643	(312) 745-0570	24/7
023 rd District	850 W. Addison Chicago, IL	60613	(312) 744-8320	24/7
024 th District	6464 N. Clark St. Chicago, IL	60626	(312) 744-5907	24/7
025 th District/Area 5	5555 W. Grand Ave. Chicago, IL	60639	(312) 746-8605	24/7
JISC	3900 S. California, Chicago, IL	60632	312/747-3934	24/7
TRU/Area 1 Gangs/Operation Protect Youth/Operation Safe City	6120 S. Racine, Chicago, IL	60636	312/745-4073	24/7
Police Headquarters	3510 S. Michigan Ave., Chicago, IL	60653		24/7 CPIC,
Records Customer Service	4770 S. Kedzie Ave. Department of Revenue Building	60632	312/745-1176	8:30 am - 3:30 pm, M-F
Homan Square - OCD	3341 S. Fillmore, Chicago, IL	60624	312/746-7510	24/7
Forensics Services Section	1101 W. Homan, Chicago, IL	60624	312/746-6667	24/7
Evidence & Recovered Property Section	1101 W. Homan	60624	312/746-6777	8:00 am – 4:00pm, M - F
ET's South	6355 S. Wentworth, Chicago, IL	60609	312/745-2955	24/7

Location	Address	Zip	Phone	Hours
001 st District/ Central Detention/Traffic/Public Transportation	1718 South State Street, Chicago, IL	60609	(312) 745-4290	24/7
002 nd District/Area 1	5101 South Wentworth Avenue, Chicago, IL	60609	(312) 747-8366	24/7
003 rd District	7040 S. Cottage Grove Ave. Chicago, IL	60637	(312) 747-8205	24/7
004 th District	2255 E. 103rd St , Chicago, IL	60617	(312) 747-7581	24/7
005 th District/Area 2	727 E. 111th St., Chicago, IL	60628	(312) 747-8210	24/7
006 th District	7808 South Halsted Street, Chicago, IL	60620	(312) 745-3610	24/7
007 th District	1438 W. 63rd St., Chicago, IL	60636	(312) 747-8220	24/7
008 th District	3420 W. 63rd St., Chicago, IL	60629	(312) 747-8730	24/7
009 th District	3120 S. Halsted St., Chicago, IL	60609	(312) 747-8227	24/7
010 th District	3315 W. Ogden Avenue, Chicago, IL	60623	(312) 747-7511	24/7
011 th District/Area 4	3151 W. Harrison St. Chicago, IL	60612	(312) 746-8386	24/7
012 th District	100 S. Racine Ave. Chicago, IL	60607	(312) 746-8396	24/7
013 th District	937 N. Wood St. Chicago, IL	60622	(312) 746-8350	24/7
014 th District	2150 N. California Ave. Chicago, IL	60647	(312) 744-8290	24/7
ET's North	3245 N. Campbell, Chicago, IL	60618	312/742-2916	24/7
Training Academy	1300 W. Jackson, Chicago, IL	60607	312/746-8310	24/7
Driving Range Training	On old military site at O'Hare – south of Building 850 off Patton Drive, west of Manheim	60666	312/617-8519	6:00 am – 3:30 pm, M-F
Near North –TARA, High Risk Entry and Police Marine Unit and Fire Scuba Rescue	1450 N Larrabee, Chicago, IL (CPS property)	60610	312/951-1281	24/7 Pool Training for Police Marine & Fire Scuba
Marine Safety Station	255 N Breakwater Access		312/742-3203	24/7
Helicopter Unit	3954 E. Foreman Dr (shared with Fire Helicopter Unit)	60617	312/747-1736	24/7
Mounted Unit	7059 S. South Shore Drive On Chicago Park District property	60649	312/747-5425	24/7
Canine Training Center	320 Touhy Ave, Des Plaines, IL O'Hare property	60018	847/827-1520	9:00 am – 5:00 pm, M-F. If dogs housed, M-Su
Airport Law Enforcement-North	519 E. Cargo Rd	60666	773/686-2385	24/7
Airport Law Enforcement-South	5700 S. Cicero, Concourse C	60638	773/838-3003	24/7
Bulk Storage Warehouse – Evidence and Recovered Property Section (ERPS)	3920 S. Michigan Ave, Chicago, IL	60653	312/747-7657	6:00 am – 2:00 pm

Location	Address	Zip	Phone	Hours
001 st District/ Central Detention/Traffic/Public Transportation	1718 South State Street, Chicago, IL	60609	(312) 745-4290	24/7
002 nd District/Area 1	5101 South Wentworth Avenue, Chicago, IL	60609	(312) 747-8366	24/7
003 rd District	7040 S. Cottage Grove Ave. Chicago, IL	60637	(312) 747-8205	24/7
004 th District	2255 E. 103rd St , Chicago, IL	60617	(312) 747-7581	24/7
005 th District/Area 2	727 E. 111th St., Chicago, IL	60628	(312) 747-8210	24/7
006 th District	7808 South Halsted Street, Chicago, IL	60620	(312) 745-3610	24/7
007 th District	1438 W. 63rd St., Chicago, IL	60636	(312) 747-8220	24/7
008 th District	3420 W. 63rd St., Chicago, IL	60629	(312) 747-8730	24/7
009 th District	3120 S. Halsted St., Chicago, IL	60609	(312) 747-8227	24/7
010 th District	3315 W. Ogden Avenue, Chicago, IL	60623	(312) 747-7511	24/7
011 th District/Area 4	3151 W. Harrison St. Chicago, IL	60612	(312) 746-8386	24/7
012 th District	100 S. Racine Ave. Chicago, IL	60607	(312) 746-8396	24/7
013 th District	937 N. Wood St. Chicago, IL	60622	(312) 746-8350	24/7
014 th District	2150 N. California Ave. Chicago, IL	60647	(312) 744-8290	24/7
Records Storage	3920 S. Michigan Avenue, Chicago, IL	60653	312/747-6715	8:30 am - 3:30 pm
Equipment & Supply	1869 W. Pershing, 4th Floor – Will be moving from 555 W. 14th Place in a couple of weeks	60609	Pershing 312/745-1290 14th Place 312/746-7259	7:00 am – 4:00 pm, M-F
Mayor's Detail	3540 S. Normal, Chicago, IL (City Colleges property)	60609	312/747-0998	24/7
Bicycle Unit	Millennium Park	60601	312/744-4050	
Domestic Violence Advocacy	1615 W. Chicago	60622	312/745-5900	
Professional Counseling	1759 W. Adams, Chicago, IL	60612	312/743-0378	24/7
Alternate Response Section	2111 W. Lexington In 311 Building	60612	312/746-9700	24/7

Private Grants

<i>Name</i>	<i>Funding Source (Agency Name)</i>	<i>Total Funding</i>	<i>Period of Performance</i>	<i>Grant Purpose(s)</i>
Stop Alcohol to Minors	Health Alternative Systems (H.A.S.); and Asian Health Coalition (A.H.C.)	\$20,700	7/1/2010 to 6/30/2011	Back of the Yards Community: provides funding for 9th District officer overtime and to pay underage decoys to attempt to purchase alcohol in any licensed premise for the purpose of ensuring alcohol is not being sold to minors (\$5,000 from H.A.S. and \$5,000 from A.H.C.); and 9th District overtime for Party Patrol activity (\$10,700 from H.A.S.)
FY07 Innovations in American Government Award grant	Harvard University Kennedy School of Government	\$70,000	3/25/2009 to 03/31/2011	This grant is an award for CPD's innovative CLEAR system. Funds are intended to facilitate replication of the program at other law enforcement agencies.
Year 3 Weed and Seed - Garfield Park	Bethel New Life, Inc.	\$30,576	10/1/09 to 3/31/11	Supports the law enforcement component of the Bethel Newlife, Inc. Year 3 Weed and Seed program by funding three types of overtime operations: Truancy patrol, Peak Hour patrol and Parole Sweeps. Also includes \$2,400 for minor 11th District equipment purchases.
Year 4 Weed and Seed - Garfield Park	Bethel New Life, Inc.	\$20,400	10/1/10 to 9/30/11	Will support the law enforcement component of the Bethel Newlife, Inc. Year 4 Weed and Seed program (final budget not yet determined).
8th District Bicycle Patrol	Target Corporation	\$1,500	2011	Funds to purchase one police bicycle for the 8th District
Intelligence Section Surveillance Building Safe Blocks Initiative CAPS CNA Foundation	Target Corporation	\$1,600	2011	To purchase surveillance equipment.
	Allstate Foundation	\$409,500	1/1/2007 to 12/31/2011	Funds to purchase safety equipment, such as smoke and CO detectors, locks, whistles, etc. Sponsorship of the CAPS Appreciation Ceremonies.
	CNA Foundation	\$5,000	2011	
	TOTAL	\$559,276		

State Grants

<i>Name</i>	<i>Funding Source (Agency Name)</i>	<i>Total Funding</i>	<i>Period of Performance</i>	<i>Grant Purpose(s)</i>
2008 Project Safe Neighborhoods (PSN)	Illinois Criminal Justice Information Authority	\$129,123	10/1/2009 to 02/28/2011	Overtime to continue PSN Task Force gun teams that target "hot spots" with historically high volume of firearm-related violent crime, narcotics trafficking and street gang activity. Identified Districts are 4, 7, 9, 10, 11 and 15.
Domestic Violence Law Enforcement #608007	Illinois Criminal Justice Information Authority	\$186,886	8/1/2010 to 7/31/2011	Program trains officers on domestic violence protocol for victim service calls. A Training Technician provides training to officers at the 25 police districts and a Chief Operations Research Analyst maintains dv statistics for the program (includes \$59,401 Corporate match)
Juvenile Accountability Block Grant #508026	Illinois Criminal Justice Information Authority	\$187,182	11/27/2010 to 11/26/2011	To provide funding support for the Juvenile Intervention Service Center (JISC) operations and to support restorative community service projects. Includes \$18,718 Corporate matching funds).
SFY2011 Crosswalk Enforcement Initiative	Illinois Department of Transportation - Division of Traffic Safety	\$50,000	12/10/2010 to 9/30/2011	The grant goal is to lower the number of pedestrian-vehicle crashes and resultant fatalities and injuries through crosswalk enforcement missions (one officer poses as a decoy pedestrian attempting to cross the street, another observes and radios another officer to pull over any vehicle failing to slow before a predetermined location).
SFY2011 Sustained Traffic Enforcement Program (STEP)	Illinois Department of Transportation - Division of Traffic Safety	\$331,819	10/1/2010 to 9/30/2011	Officers enforce DUI and safety belt regulations in various districts on various holidays and special event days (e.g. super bowl day) throughout the year based on locations provided by IDOT in order to reduce crashes and resulting fatalities and injuries.
SFY2011 DUI Strike Force Patrol / Roadside Safety Check	Illinois Department of Transportation - Division of Traffic Safety	\$600,487	10/1/2010 to 9/30/2011	Conduct DUI Strike Force Patrols and Roadside Safety Checks throughout the city to: reduce traffic crashes and resulting fatalities and injuries; create a greater awareness of the impaired driving problem; increase arrests of DUI offenders; and improve enforcement of alcohol related law violations, speeding and occupant protection laws.

<i>Name</i>	<i>Funding Source (Agency Name)</i>	<i>Total Funding</i>	<i>Period of Performance</i>	<i>Grant Purpose(s)</i>
SFY2011 Protectors Program	Illinois Department of Transportation - Division of Traffic Safety	\$195,417	10/1/2010 to 9/30/2011	Officers provide traffic safety presentations to students and community groups on topics including the hazards of the impaired driving and the importance of using seat belts and child safety seats in order to lower the number of traffic crashes and resulting fatalities and injuries.
Stop Alcohol to Minors	State of Illinois Department of Human Services	\$53,500	7/1/2010 to 6/30/2011	Citywide: provides Vice Unit officers and underage decoys to attempt to purchase alcohol in any licensed premise for the purpose of ensuring alcohol is not being sold to minors
ARRA JAG - Campaign to Break the Code of Silence	Illinois Criminal Justice Authority	\$498,663	2/1/2010 to 1/31/2013	Funding for a CAPS program director to coordinate with CPS, CBOs and FBOs, and a media campaign, for a youth-focused program to "Break the Code of Silence" in Chicago.
IDOT Safe Routes to Schools - Year 2	Illinois Department of Transportation	\$80,614	Award issued, not yet received, but active in 2011	A joint CPD/CPS/CDOT project to make it safer for students to walk or ride bicycles to school at 18 additional feeder elementary schools. This funding will allow expansion of CPD's Walking School Bus and parent patrol program.
FY10 Altgeld-Riverdale Partnership (ARC)	Chicago Housing Authority - Illinois Criminal Justice Information Authority - Stimulus JAG	\$79,900	3/1/2010 to 2/28/12	This grant will fund implementation of G.R.E.A.T. (Gang Resistance and Education Training) Summer and Family Component programs for the Altgeld – Riverdale Partnership Youth Court program. Chicago Housing Authority (CHA) is the principal awardee for this grant. The primary goal is to reduce youth violence and to increase parental involvement in youth and community activities.
	TOTAL	\$2,393,591		

Federal Grants

<i>Name</i>	<i>Funding Source (Agency Name)</i>	<i>Total Funding</i>	<i>Period of Performance</i>	<i>Grant Purpose(s)</i>
Evaluation of Gang Hot Spots	DOJ - NIJ	\$250,000	8/1/2006 to 03/30/2011	A research partnership with UIC to evaluate CPD's information-led approach to responding to and preventing crime in order to improve CPD operations; dissemination of results will include a national Hot Spots Policing conference in 2009 hosted by CPD.
National Explosives Detection Canine Team	U.S. DHS	\$3,002,500	10/1/2010 to 9/30/2015	Funds may be used for virtually any cost to maintain, train, and operate 15 explosive detection canine teams; CPD has historically used this funding to subsidize salary costs.
CAGI	U.S. Attorney for the Northern District of Illinois	\$900,000	5/1/2009 to 9/30/2011	CPD gang investigations (individual and/or organizational targets). USAO informed CPD that all CAGI law enforcement funding (\$900,000, or 40% of the award after deducting admin costs for UIC) would be given to CPD in \$200,000 increments.
2006 Byrne Memorial Justice Assistance Grant (JAG)	U.S. DOJ - BJA	\$3,419,443	10/1/2005 to 9/30/2011	CPD, the lead agency for JAG grants (the successor to LLEBG grants) issues subgrants to Cook County and 5 municipalities within Cook County and funds the following for CPD: equipment and technology purchases (computer equipment, radios and automobiles); JAG grant administration; and support for CAPS.
2007 Byrne Memorial Justice Assistance Grant (JAG)	U.S. DOJ - BJA	\$5,064,277	10/1/2006 to 9/30/2011	CPD, the lead agency for JAG grants (the successor to LLEBG grants) issues subgrants to Cook County and 18 municipalities within Cook County and funds the following for CPD: equipment and technology purchases (computer equipment, radios and automobiles); JAG grant administration; and support
2008 Byrne Memorial Justice Assistance Grant (JAG)	U.S. DOJ - BJA	\$1,550,960	10/1/2007 to 9/30/2011	CPD, the lead agency for JAG grants (the successor to LLEBG grants) issues subgrants to Cook County and 5 municipalities within Cook County and funds the following for CPD: equipment and technology purchases (computer equipment, radios and automobiles); JAG grant administration; and support for CAPS.

Name	Funding Source (Agency Name)	Total Funding	Period of Performance	Grant Purpose(s)
2009 Byrne Memorial Justice Assistance Grant (JAG)	U.S. DOJ - BJA	\$6,973,163	10/1/2008 to 9/30/2012	The city of Chicago through CPD and Cook County, as disparate jurisdictions, will share the fiscal year 2009 JAG award. CPD will fund law enforcement equipment and technology including vehicles, tasers, and the SWAT SMART program implementation, as well as provide administrative support for one additional year for CPD JAG grant management for a total of \$5,229,872; Cook County will receive \$1,713,745 for its programs.
ARRA Byrne Memorial Justice Assistance Grant (JAG)	U.S. DOJ - BJA	\$28,663,987	3/1/2009 to 2/28/2013	The city of Chicago through CPD and Cook County, as disparate jurisdictions, will share the fiscal year 2009 Recovery Act JAG award. CPD will fund law enforcement officers' overtime for Operation Safe City deployment; purchase law enforcement vehicles, and purchase and install in-car cameras, for a total of \$21,497,990; Cook County will receive \$7,165,997 for its programs.
2010 Byrne Memorial Justice Assistance Grant (JAG)	U.S. DOJ - BJA	\$5,304,626	10/1/2009 to 9/30/2013	CPD, the lead agency for JAG grants (the successor to LLEBG grants) will issue subgrants to Cook County and 14 municipalities within Cook County (CPD will retain \$3,741,121 to purchase vehicles, and to fund JAG admin and CAPS outreach).
Gang Resistance Education and Training (GREAT) 2008	U.S. DOJ - BJA	\$150,000	6/1/2008 to 11/30/2011	Officers use the GREAT curriculum to teach at-risk children (in school, community and family settings) how to set realistic and positive goals, resist negative peer pressures, resolve conflicts, and understand how gangs impact the quality of community life.
Gang Resistance Education and Training (GREAT) 2009	U.S. DOJ - BJA	\$50,000	10/1/2010 to 09/30/2011	Officers use the GREAT curriculum to teach at-risk children (in school, community and family settings) how to set realistic and positive goals, resist negative peer pressures, resolve conflicts, and understand how gangs impact the quality of community life.

Name	Funding Source (Agency Name)	Total Funding	Period of Performance	Grant Purpose(s)
FY10 Human Trafficking Task Force Continuation Grant	U.S. DOJ - BJP	\$100,000	10/1/2010 to 09/30/2011	This grant will fund a continuation of the Chicago Regional Human Trafficking Task Force (CTTF) from October 2010 through September 2011. Funds will provide the CPD Vice Unit human trafficking investigations team with: overtime; covert vehicles; cell phones; equipment, supplies and travel for investigative purposes; and training.
FY07 Solving Cold Cases with DNA	U.S. DOJ - National Institute of Justice	\$498,500	1/1/2008 to 6/30/2011	Funds will be used to systematically review approximately 5,500 unsolved homicides cases to identify 75 cases with potential to be solved using DNA analysis. The grant will also support the development of a web-based enhanced DNA database to upgrade the stand-alone system currently in use. The database will help Detectives link crime scene profiles to convicted offenders and arrestees and ultimately to solve additional cold cases.
FY09 Solving Cold Cases with DNA	U.S. DOJ - National Institute of Justice	\$743,000	10/1/2009 to 9/30/2011	The fund shall be used to systematically review "open" violent crime cold cases (homicides and, as allowed by statutory limits, aggravated batteries and robberies) to identify 100 cases where there exists physical evidence with a substantial potential for biological applications. This process will include identifying, reviewing and investigating violent crime cold cases; locate and analyze biological evidence associated with these cases; and as a result of this process, increase the clearing of violent crime cold cases by arrest or other means. It is also expected that the entire process will reduce the incidence of violent crimes in the future.
FY07 COPS Tech Grant	U.S. DOJ - COPS	\$7,884,960	10/1/2007 to 8/31/2011	Ten CLEAR enhancement projects that will expand CLEAR to serve as a regional hub (R-CLEAR) for criminal justice information sharing. (includes \$1,971,240 Corporate match)

Name	Funding Source (Agency Name)	Total Funding	Period of Performance	Grant Purpose(s)
COPS Meth Grant	U.S. DOJ - COPS	\$416,971	10/1/2007 to 02/29/2012	Development of increased local and regional meth interdiction and enforcement capacities through training, regional summits, and purchase of specialized equipment and supplies for CPD officers.
FY09 COPS Hiring Recovery Program	U.S. DOJ - COPS	\$13,256,100	7/1/2009 to 6/30/2012	Funding to support a 50-person increase in CPD's sworn headcount
FY09 Predictive Policing Planning	U.S. DOJ - National Institute of Justice	\$196,406	11/01/09 to 09/30/11	Partnership with I.I.T.; planning to support development of a crime forecasting mechanism for Chicago to improve deployment strategies and reduce violent crime rates.
FY07 CPD Urban Areas Security Initiative (UASI) Grant	U.S. DHS through OEMC	\$7,400,000	10/02/2006 to 06/30/2011	This grant, administered by OEMC, addresses multi-discipline planning, operations, equipment, training, and exercise needs to high-threat, high-density Urban Areas, and provides assistance in building and sustaining capabilities to prevent, protect against, respond to, and recover from threats or acts of terrorism.
FY08 CPD Urban Areas Security Initiative (UASI) Grant	U.S. DHS through OEMC	\$3,951,975	10/01/2008 to 06/30/2011	This grant, administered by OEMC, addresses multi-discipline planning, operations, equipment, training, and exercise needs to high-threat, high-density Urban Areas, and provides assistance in building and sustaining capabilities to prevent, protect against, respond to, and recover from threats or acts of terrorism.
FY09 CPD Urban Areas Security Initiative (UASI) Grant	U.S. DHS through OEMC	\$4,000,000	10/01/2009 to 9/30/2012	This grant, administered by OEMC, addresses multi-discipline planning, operations, equipment, training, and exercise needs to high-threat, high-density Urban Areas, and provides assistance in building and sustaining capabilities to prevent, protect against, respond to, and recover from threats or acts of terrorism.

Name	Funding Source (Agency Name)	Total Funding	Period of Performance	Grant Purpose(s)
FY10 CPD Urban Areas Security Initiative (UASI) Grant	U.S. DHS through OEMC	\$7,200,000	anticipated: 10/01/2010 to 9/30/2013	This grant, administered by OEMC, addresses multi-discipline planning, operations, equipment, training, and exercise needs to high-threat, high-density Urban Areas, and provides assistance in building and sustaining capabilities to prevent, protect against, respond to, and recover from threats or acts of terrorism.
CPD's FY07 Regional Transit Security Grant	U.S. DHS - TSA	\$4,300,629	10/01/2007 to 03/31/2011 (will be extended)	In partnership with transit agencies (e.g. CTA, METRA, PACE, Northern Indiana Rail) our capacity to protect underground and underwater rail resources will be enhanced through (1) creation of two 4-person Visible Intermodal Prevention and Response (VIPR) Teams (each VIPR team, composed of uniformed and non-uniformed sworn personnel and a canine team, will patrol high density public transportation platforms and observe crowd and individual reactions to the presence of uniformed officers); (2) creating two new transit-dedicated Bomb Tech positions and deployment of explosives mitigation technology; (3) creation of two new transit-dedicated Intel Analyst positions; and by (4) specialized training for emergency first responders. (Includes \$627,829 Corporate match).
CPD's FY08 Regional Transit Security Grant	U.S. DHS - TSA	\$15,024,808	10/30/2008 to 07/31/2011 (will be extended)	In partnership with transit agencies (e.g. CTA, METRA, PACE, Northern Indiana Rail) our capacity to protect underground and underwater rail resources will be enhanced by (1) a hire back program to patrol our highest risk/consequence transit locations; (2) federating transit cameras into the City network; (3) creating a transit functionality in CLEARpath; (4) specialized explosives mitigation training for transit-dedicated Bomb Response Liaison Officers; and through (5) specialized transit security training for 5,000 police officers (includes \$300,000 corporate match).

Name	Funding Source (Agency Name)	Total Funding	Period of Performance	Grant Purpose(s)
CPD's FY09 ARRA Transit Security Grant	U.S. DHS - TSA	\$4,869,000	8/1/2009 to 7/31/2012 (will be extended)	CTA will submit CPD's ARRA Transit Security Grant Program funding request to increase CPD's sworn headcount by 12 officers to create three 4-officer specially trained <i>Anti-Terrorism Teams</i> in CPD's Public Transportation unit.
CPD's FY09 Regional Transit Security Grant	U.S. DHS - TSA	\$9,838,973	6/1/2009 to 5/31/2012 (will be extended)	Funds will support four projects: 1) create, train and equip 8 new <i>Explosives Detection Canine Teams</i> (EDCT); 2) create, train and equip 1 new <i>Visible Intermodal Prevention and Response</i> (VIPR) Team; 3) develop the T-CLEAR (Transit-CLEAR) transit terrorism prevention and response system within R-CLEAR (Regional CLEAR); 4) training for 254 Public Transportation Unit staff in a 3-day session for Transit Terrorist Tools and Tactics (T4).
CPD's FY10 Regional Transit Security Grant	U.S. DHS - TSA	\$3,495,300	6/1/2010 to 5/31/2013	Funds will be used to support the following: 1) create, train, equip and operate 2 new <i>Mobile Explosives Screening Teams</i> (MEST) totaling 8 officers; 2) add new capacity to six other CPD transit-dedicated anti-terrorism teams by equipping them with mobile explosives detection technology.
FY08 Buffer Zone Protection	U.S. DHS through OEMC	\$160,000	2009 to 8/31/2011	Equipment and FIMS enhancements to protect high value assets from terrorist attack.
FY06 Port Security	US DHS through OEMC	\$3,443,601	active until 3/31/2011	To purchase two Arc Angel 45ft boats, three 31ft Marine Unit boats, CPD helicopter CBRNE equipment, and CPD Marine Unit radios.
ARRA Port Security	U.S. DHS through OEMC	\$170,000	2009 to 9/30/2012	Forward-Looking Infrared (FLIR) Thermal Imaging System
FY07 (Supplemental) Port Security	U.S. DHS through OEMC	\$725,000	active in 2011	Helicopter downlink antenna; side-scan sonar & dive gear for Marine Unit.

Name	Funding Source (Agency Name)	Total Funding	Period of Performance	Grant Purpose(s)
FY10 Secure Our Schools	U.S. DOJ - COPS	\$1,000,000	9/1/2010 to 8/31/2012	A program in partnership with CPS to identify schools with the highest levels of violence and decide on a strategy to mitigate underlying conditions that allow violent incidents to occur. Services will focus on supporting community institutions that provide "School Community Watcher" services to four CPS-designated Culture of Calm high schools (Includes \$500,000 cash match provided by CPS.)
FY09 Secure Our Schools	U.S. DOJ - COPS	\$997,014	9/1/2009 to 8/31/2011	A program in partnership with CPS to identify schools with the highest levels of violence and decide on a strategy to mitigate underlying conditions that allow violent incidents to occur. Services will install walk-through metal detector portals in 50 high schools, school entrance control equipment packages in 20 elementary schools, create a CPS School Security Analyst in the CPIC, and upgrade CPD PODS around school vicinities. (Includes \$498,507 cash match split between City @ \$242,400 and CPS @ \$256,107.)
FY08 Secure Our Schools	U.S. DOJ - COPS	\$593,640	9/1/2008 to 8/31/2011	A multifaceted program to improve safety and security at ten area high schools with high levels of violent incidents committed by and against students. Services will target ten high schools and 30 elementary feeder schools, and will include: de-escalation training; GREAT instruction; purchase of x-ray scanning devices; summer activities. (Includes \$296,820 cash match split between City @ \$ 63,641 and CPS @ \$ 233,170).
FY11 Animal Crimes and Food Stamp Fraud	U.S. Dept. of Agriculture - OIG	\$40,000	6/1/2009 to 09/30/2011	Funding to support CPD involvement in a comprehensive law enforcement effort to enforce animal fighting and cruelty laws, and to investigate Supplemental Nutrition Assistance Program (SNAP; aka food stamp program) fraud.

<i>Name</i>	<i>Funding Source (Agency Name)</i>	<i>Total Funding</i>	<i>Period of Performance</i>	<i>Grant Purpose(s)</i>
Sex Offender Registration Compliance Project	U.S. DOJ - SMART Office	\$293,605	10/1/2008 to 09/30/2011	Support to comply with the Adam Walsh Act.
FY09 Bulletproof Vest Partnership	U.S. DOJ - NIJ	\$49,510	4/1/09 to 9/30/2011	To reimburse approved body armor expenses
FY10 Bulletproof Vest Partnership	U.S. DOJ - NIJ	\$162,145	9/30/2010 to 9/30/2012	To reimburse approved body armor expenses
	TOTAL	\$146,140,093		

CURRENT CONTRACTS

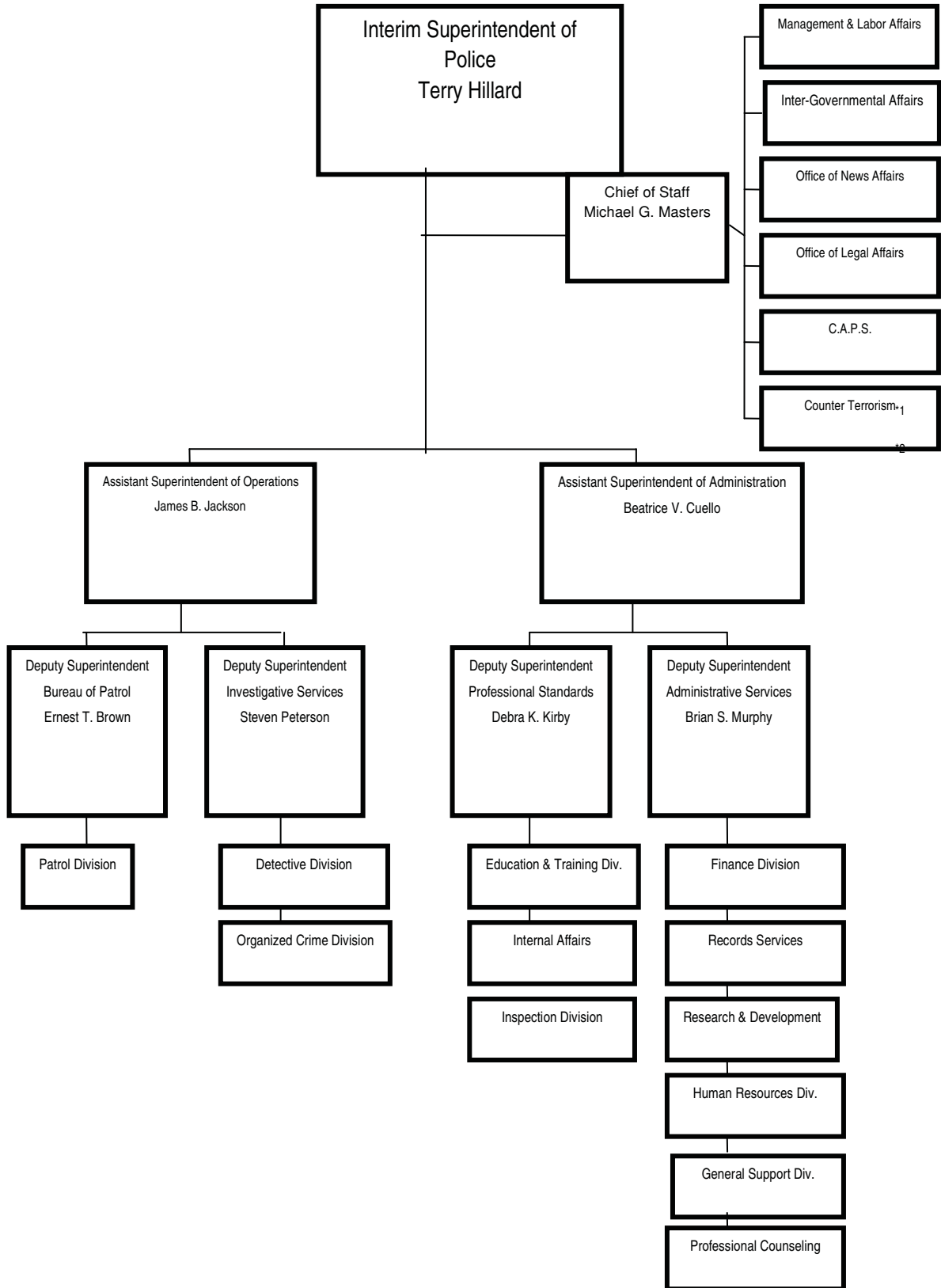
VENDOR NAME	END DATE
ADVANTAGE CHEVROLET	October 31, 2011
AIR ONE EQUIPMENT	October 31, 2012
AMERICAN BUILDING SERVICES	April 30, 2011
AMERITECH	January 1, 2012
AOMS (OCCU-SPORT MED)	March 31, 2012
BREN PAPER PRODUCTS	September 30, 2011
C & C COMMUNICATIONS	May 31, 2011
CANON BUS. SOLUTIONS	December 31, 2011
CAPFS/LEPS JOINT VENTURE	December 31, 2013
CHICAGO UNITED INDUSTRIES	August 31, 2013
CHICAGO UNITED INDUSTRIES	October 31, 2011

VENDOR NAME	END DATE
COBAN RESEARCH & TECH	September 30, 2012
CONTINENTAL ENVELOPE	March 31, 2011
CORPORATE EXPRESS	July 31, 2011
CORPORATE EXPRESS	September 30, 2011
DD AND SONS	December 31, 2011
DESKS, INC	July 31, 2011
DROP ZONE PORTABLE SERVICES	December 31, 2012
EDWARDS MEDICAL SUPPLY	August 31, 2012
ENTERPRISE LEASING	August 31, 2012
ENTERPRISE LEASING	July 31, 2013
ESQUIRE DEPOSITION SERVICES	April 30, 2012
GEM BUSINESS FORMS	September 30, 2011
GOOSE ISLAND BOATYARD	December 31, 2012
GSSP ENTERPRISES	August 31, 2011
HORIZON CONTRACTORS	October 2, 2009
ICE MOUNTAIN	June 30, 2010
LAKE COUNTY DIVERS	October 31, 2012
LASER TECHNOLOGY	October 31, 2011
LEICA GEOSYSTEMS	January 31, 2012
MPC	December 31, 2011
MEGGITT DEFENSE SYSTEM CASWELL	September 30, 2012
MOTOROLA, INC	February 28, 2012
MOTOROLA, INC	November 30, 2010

VENDOR NAME	END DATE
MOTOROLA, INC	June 30, 2011
NEC CORPORATION	December 31, 2011
OAK PARK CYCLERY	July 31, 2012
PIOCON TECHNOLOGIES	December 31, 2011
PITNEY BOWES	May 12, 2013
PROTECTIVE PRODUCTS	December 31, 2010
PSYCHEMEDICS CORPORATION	February 28, 2012
Q.C. ENTERPRISES	February 15, 2011
QUEST DIAGNOSTICS	March 31, 2012
RAY O'HERRON CO	April 30, 2011
RAY O'HERRON CO	March 31, 2011
RAY O'HERRON CO	April 30, 2011
REMOTECH, INC	March 31, 2011
ROBIN'S FOOD DISTRIBUTION	May 31, 2012
ROOT BROS MFG	February 28, 2011
ROOT BROS MFG	December 31, 2012
SAFETY SOLUTIONS	October 31, 2011
SET ENVIRONMENTAL	December 31, 2012
SHALLOW CREEK KENNELS	April 30, 2011

VENDOR NAME	END DATE
SILK SCREEN EXPRESS	December 31, 2011
STREICHER'S POLICE EQUIPMENT	September 30, 2011
SYSTEMS SOLUTIONS	December 31, 2011
T & N CHICAGO, INC.	May 31, 2011
UNISOURCE	September 30, 2011
UNISYS CORPORATION	November 30, 2014
V H BLACKINTON & CO	October 31, 2011
VALTERA CORPORATION	December 31, 2012
WGN FLAG & DECORATING	November 30, 2011
WILLIS OF ILLINOIS	February 14, 2011
WORLD'S PRINTING	February 29, 2012
XEROX CORPORATION	December 31, 2011
FactFinders	NA
Kentech Consulting	TBA

Organizational Chart





CAPS Implementation Office
 Ronald Holt, Director
 3510 S. Michigan
 Chicago, IL 60653
 Phone: (312) 745-5900
 Email: ronald.holt@chicagopolice.org

Central Purpose

- Enhance community partnerships among residents and institutional stakeholders, Police and other City departments and agencies to address chronic and emerging crime and disorder problems at the neighborhood level
- Increase awareness among residents and institutional stakeholders of the City’s community policing strategy and ways that residents and stakeholders can be involved in community policing activities at the citywide and neighborhood levels
- Organize and train residents and institutional stakeholders to participate in efforts to protect children and young people traveling to and from school and to provide positive alternative activities for children and young people
- Monitor and assess the delivery of City services to address conditions that contribute to crime and disorder and promote community participation in programs and activities that complement public safety



problem-solving activities at the neighborhood level as a way for community-based action to support and enhance law enforcement efforts. The CAPS Implementation Office is responsible for the public education, organizing and outreach support necessary for residents and stakeholders to effectively participate in community policing activities.

Key Facts

Chicago launched its community policing strategy in 1993 as a way to bring the police, community residents and institutional stakeholders and other City departments and agencies together to identify and solve neighborhood crime and disorder problems. While the foundation of this process continues to be regular beat meetings held between police and residents, CAPS has increased the focus on informal

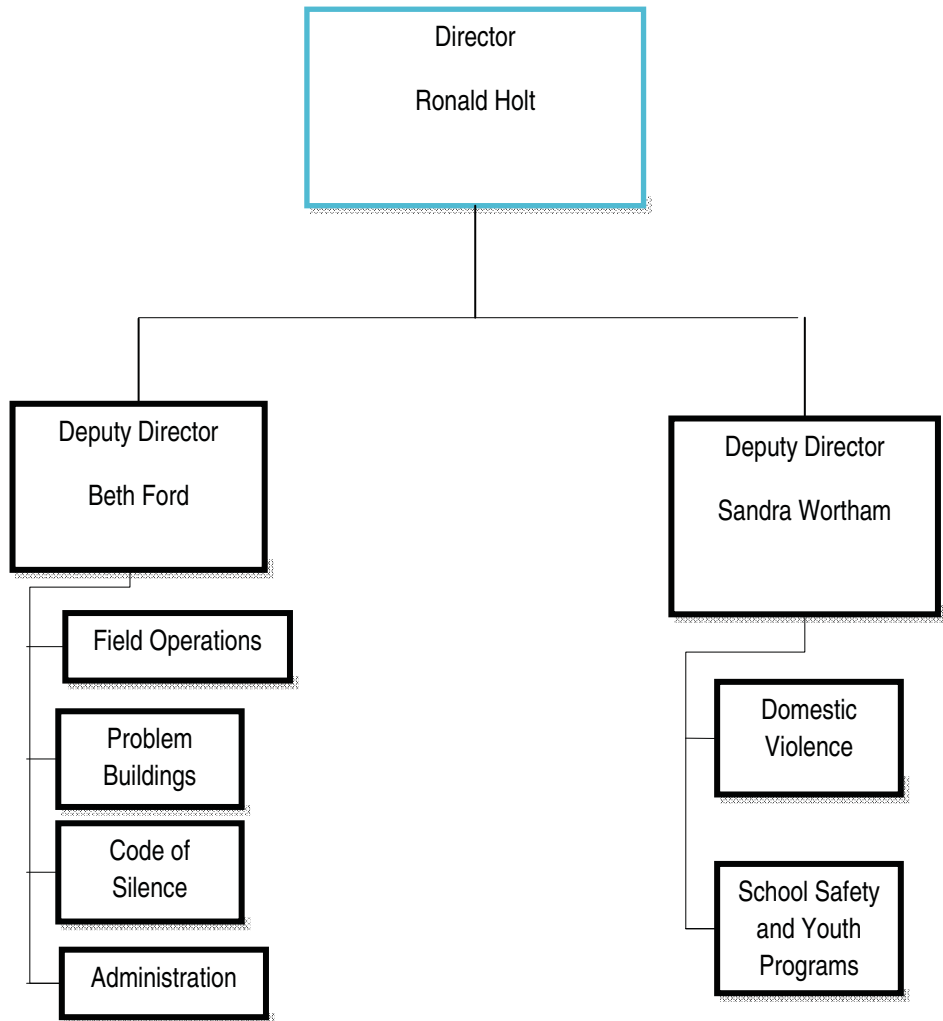
Employees

Full Time Positions	Amount
	60

2011 Budget

Fund	Amount
	\$4,771,294

Organizational Chart



Facility Locations

Location	Address	Suite	Zip	Phone	Hours
Police HQ	3510 S. Michigan	5037	60653	312-745-5900	8a-5p

Unions Representing Department Employees

Unions
AFSCME
Fraternal Order of Police



Office of Emergency Management and Communications

José A. Santiago, Executive Director
1411 W. Madison Street
Chicago, IL 60607
Phone: (312) 746- 9111
Email: jsantiago@cityofchicago.org

Central Purpose

- Coordinate the City's delivery of police, fire and emergency medical service resources to 911 calls
- Provide critical information to first responders through a state-of-the-art camera surveillance network
- Manage emergency situations and coordinate major events across multiple jurisdictions
- Includes the 311-call center, logging non-emergency service requests for residents of Chicago

Key Facts

On September 25, 1995, Chicago launched the Office of Emergency Communications, to coordinate the City's delivery of police, fire and emergency medical service resources to 911 calls.

After September 11, 2001, OEMC began coordinating the City's planning for issues related to Homeland Security. The department also took on the responsibilities performed by the Fire Department's Bureau of Emergency Preparedness and Disaster Services and created what is now known as the Office of emergency Management and communications (OEMC).

In 2006, Chicago created a Public Safety Consortium, which brings OEMC together with the Fire, Police, Aviation and Public Health departments to strategically plan and coordinate responses to emergency situations.

Today, OEMC protects life and property by operating the public safety communications system, managing emergency situations and coordinating major events. The department continues to evolve and includes 911 emergency services, 311 city services, the Office of Emergency Management and City Operations. OEMC carries out its responsibilities through five divisions: Operations; Emergency Management; City Operations; Technology; and Administrative Services.



Operations:

The 911 operations floor handles more than 5.5 million calls for emergency services annually, and 311 handles more than 4.5 million calls annually, of which more than 100,000 are non-emergency police complaints, freeing officers' time for emergency response.

Emergency Management:

The Office of Emergency Management serves as Chicago's liaison with the U.S. Department of Homeland Security, the Illinois Office of Emergency Management, as well as federal and state emergency management agencies. The Office of Emergency Management deploys to major events in the city, and in 2010, team members responded to approximately 50 incidents

City Operations:

The City Operations unit coordinates city services, traffic management and emergency responses from the Operations Center (OC). The OC is the City's central coordination location providing informational awareness and coordinating resources as requested by command staff during a response.

Technology:

The Technology Division oversees the maintenance and improvement of the independent telephone system, the Computer-Aided Dispatch System, the Camera Network,

Radio Communications System and the data archiving mechanism.

Administrative:

Administrative Services Division coordinates and directs Department activities which relate to budget and fiscal control, personnel administration; procurement and contracts, payroll and grants.

Goals

Continue to set the goal of answering 95 percent of calls within two rings.

- The OEMC operates a world-class voice and data radio system, providing police and fire personnel on the street valuable information to help them respond quickly to emergency situations. Chicago's 9-1-1 Center has the fastest call connection in the world, answering calls in three rings or less, at a 95 percent answering efficiency. In 2010, the OEMC processed over 5.5 million 9-1-1 calls for service, averaging 15,000 calls per day.

Continue to increase local, state, and regional coordination.

- Regional coordination is a top priority, which is why the Office of Emergency Management (OEM) conducted a capabilities assessment in 2010 to guide the development of a three-year, Homeland Security and Exercise Evaluation Program for the City.
- In keeping up with our strong commitment to training, the OEMC hosted several tabletop and functional exercises involving emergency operations center activation and notification protocols. In October 2010, the OEMC conducted a Central Business District Evacuation Exercise, in coordination with other city agencies and the private sector, with 300 volunteers.

Increase effective utilization of the Operations Center's personnel and technology to centrally monitor the City and coordinate resources.

- The Operations Center (OC) continues to expand communication and coordination using technology with cameras and

programs to deliver optimum notification to city departments and citizens. The OC is utilized as an off-site command post for coordination of daily activities or major events and it provides centralized accountability for traffic issues.

Increase tactical utilization of Traffic Management Authority's Traffic Control Aides.

- Civilian traffic control aides are used to provide services to the Central Business District during rush hour and for various special events. In 2010 traffic control aides covered over 4,500 events around the city including the Central Business District, O'Hare and Midway Airports and Special Events held throughout the City.

Continue to strive to adapt cutting edge technology to make our city remain as safe and prepared as any big city can be.

- With the assistance of homeland security appropriations and strategic considerations, the OEMC continues to be a leader in surveillance camera capabilities, providing Chicago with an expanding video security network to assist in monitoring the City's critical infrastructure and activities.
- The OEMC has taken the first step toward being the first 9-1-1 center in the nation capable of interfacing with new technologies with the implementation of the ability to send and receive Multimedia to cell phone companies operating in the City of Chicago. In the fall of 2010 the Department launched a text and video messaging system pilot whereby call takers in the 9-1-1 Center can now receive text and video messages relative to an in-progress 9-1-1 call.

Critical Programs/Services to Assist Residents

Community Emergency Response Team (CERT)

A 20-hour training class and volunteer program that offers members of the public an opportunity to learn basic hands-on disaster response techniques. The program covers topics such as disaster preparedness, fire safety and terrorism response. Participants have the option to become a Chicago Citizen Corps CERT volunteer and assist professional emergency services following a disaster.

Notify Chicago

This e-mail alert service for residents provides timely information regarding traffic, weather and citywide incident information. Residents can choose from a variety of alerts.

The Chicago Plan

This online registration program, launched in September 2010, asks local businesses and others to register their privately owned Closed-Circuit

Television cameras with the City for use in the event of a critical incident.

CP3 Public/Private Partnership

To strengthen the City's partnership with businesses to prevent terrorism, the City has developed a portal to centralize how information is gathered and disseminated. Information such as building floor plans will assist first responders in addressing an on-site incident and aid in the development of citywide response plans.

Public Safety Consortium

The Public Safety Consortium joins members of OEMC, Police, Fire, Aviation, Public Health and the Chicago Transit Authority to focus on strategic planning and coordination for public safety. The Consortium was expanded in 2010 to include representatives from the Building Owners and Managers Association (BOMA) and Chicago FIRST to work directly with the business community.

Employees

Full Time Positions	Amount
Corporate	968
O'Hare	89
Midway	40
Grants	24

2011 Budget

Fund	Amount
Corporate Fund	\$89,308,309.00
Chicago O'Hare Airport Fund	\$4,470,199
Chicago Midway Airport Fund	\$2,046,360
Other Grant Fund	\$184,240,000.00
TOTAL	\$280,064,868.00

Significant Dates

Event	Date
City-Wide Training and Exercise Planning Workshop	January 2011
Emergency Operation Center (EOC) Activation and Notification Tabletop	March 2011
Central Business District (CBD) Evacuee Accountability Tabletop	April 2011
CBD Staging Area Establishment and Operations Tabletop	May 2011
Water Rescue Full Scale Exercise	June 2011
Taste of Chicago/3rd of July	July 2011
Air and Water Show	August 2011
CBD Staging Area Establishment Full Scale Exercise	September 2011
Chicago Marathon	October 2011

Grants

Grant or Program	Term
FY 2006 Port Security Grant Program Award: \$7,529,016	10/1/2006-3/31/2011
FY 2007 Port Security Grant Program Award: \$6,811,741	6/1/2007-5/31/2011
ARRA Port Security Grant Program Award: \$2,757,000	9/30/2009-9/30/2012
Grant or Program	Term
FY2008 Buffer Zone Protection Program Award: \$796,000	9/1/2008-8/31/2011
FY2009 Buffer Zone Protection Program Award: \$2,400,000	5/20/2010-12/31/2011
Interoperable Emergency Communications Grant Program Award: \$600,000	9/1/2008-5/31/2011
FY2009 Metropolitan Medical Response System Award: \$321,221	8/1/2009-12/31/2011
Public Safety Interoperable Communications Grant Award: \$16,195,438	1/1/2008-1/31/2011
FY 2008 Regional Catastrophic Preparedness Grant Program Award: \$6,000,000	9/1/2008-8/31/2011
FY 2009 Regional Catastrophic Preparedness Grant Program Award: \$3,617,000	8/1/2009 – 7/31/2011
FY 2007 Urban Areas Security Initiative Award: \$30,732,000	8/1/2007-3/31/2011
FY 2008 Urban Areas Security Initiative Award: \$29,536,975	9/1/2008 – 6/30/2011
FY 2009 Urban Areas Security Initiative Award: \$35,525,721	8/1/2009-12/31/2011
FY 2010 Urban Areas Security Initiative Award: \$37,109,972	8/1/2010-12/31/2012
Private	
Grant or Program	Term
JP Morgan Chase Foundation Grant Award: \$2,250,000	3/1/2010-6/30/2012

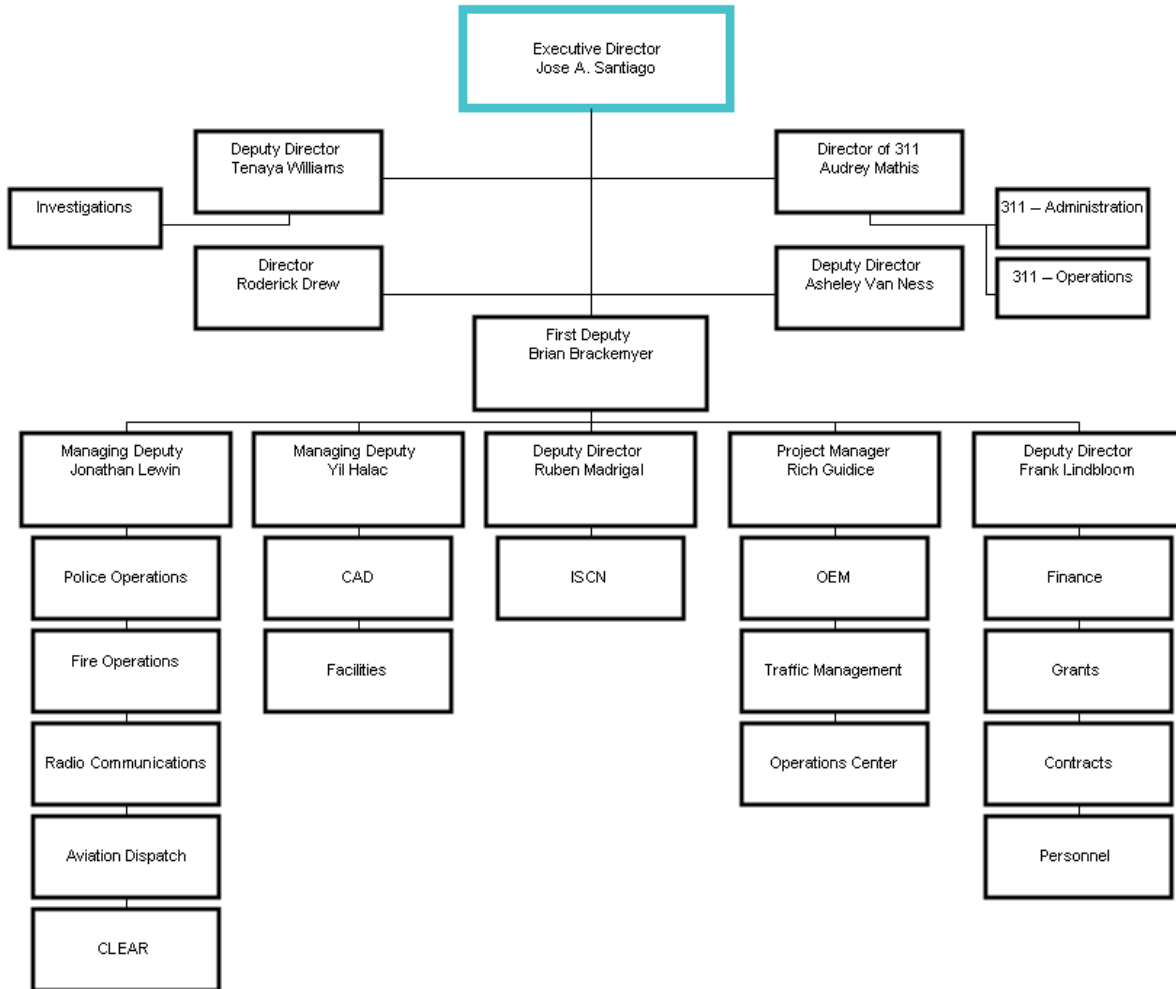
Key Agreements

Project	Term
Kindra Lake Towing- Use of Barges and Tugboats for Rescue/Recovery Operations	5yrs 2010 thru 2015
MOU with Salvation Army RE Preparation for and Response to Disaster Situations	5yrs 2008 thru 2013
Private Sector Camera Initiative— agreements with various private sector entities to link their cameras systems to the OEMC	2008--
MOU with Transportation Security Administration RE Radio Communications	2008- Open term
MOU with Chicago Park District RE Installation of Cameras and Right to Use Park District's Visual Data Images	3yrs 2011 thru 2014
IGA with Public Building Commission RE Operation Virtual Shield-Phase IV	open

Major Contracts

Project	Term
Northrop Grumman (CAD Maintenance) Vendor Limit: \$91,800,000	Oct 2006 – Oct 2013
Ameritech/AT&T (911 Telephone Upgrade) Vendor Limit: \$27,264,000	Aug 2007 – Aug 2013
Motorola (Fire Digital) Vendor Limit: \$23,000,000	Feb 2006 – Feb 2012
Motorola (Radio Equipment) Vendor Limit: \$20,000,000	June 2006 – June 2012
Nextiraone Solutions, LLC (Black Box Network Services) Vendor Limit: \$10,000,000	Oct 2006 – Oct 2011
PBC – Motorola (Operation Virtual Shield) Funding based on Grants	TBD by PBC
AT&T Language Line (Translation Services) Vendor Limit: \$5,159,570	July 2005 – July 2012
Motorola (Radio Replacement & Repair) Vendor Limit: \$6,000,000	June 2007 – June 2012

Organizational Chart



Facility Locations

Location	Address	Zip	Phone	Hours
OEMC	1411 W. Madison	60607	312-746-9111	24/7-365
311	2111 W. Lexington	60612	312-744-4191	24/7-365
ISCN	1345 W. Madison	60607	312-746-4414	7:00am - 3:30pm
Traffic Management	120 N. Racine	60607	312-743-7395	8:30am – 4:30pm
Radio Shop	3050 S. Sacramento	60608	312-747-7873	7:30am – 3:30pm

Unions Representing Department Employees

Unions
IBEW
SEIU
Teamsters
AFSCME
County Municipal Employees



Chicago Fire Department

Robert S. Hoff, Fire Commissioner

10 W. 35th Street, 14th Floor

Chicago, IL 60616

Phone: (312) 745-4200

Email: robert.hoff@ex.cityofchicago.org

Central Purpose

- Quickly and efficiently rescue persons trapped or injured by fire, accident, collapse or terrorist activity, while mitigating the circumstances surrounding the event
- Provide comprehensive medical care to triage, stabilize and transport the injured
- Educate the public on preparedness for all hazards, including fire, hazardous atmosphere and chemical incidents
- Enforce the Chicago Fire Code to make business and residential quarters as safe as possible

Key Facts

The Chicago Fire Department (CFD) is the second largest department in the nation, with nearly 100 firehouses that are responsible for more than 228 square miles of the city. The CFD has a wide range of emergency response vehicles, including specialty apparatus such as two rapid response fire boats, two helicopters with infrared technology and state-of-the-art communications, command/communication vehicles, 60 advanced life support (ALS) ambulances and 15 basic life support (BLS) ambulance units. Emergency Medical Services (EMS) operations are also supplemented by a number of ALS and BLS engines and trucks and during special events, the CFD's ALS Mobile Medic Response Teams (MMRTs) are activated.

The CFD aggressively promotes fire safety and prevention programs. Through the CFD's Public Education program, the department provides fire safety training to the residents of Chicago and works with major contributors to assure that smoke detectors are available for families who cannot afford them. Additionally, smoke detectors are distributed at firehouses and aldermanic offices throughout the City.

CFD's response time to structural fires remains below the nationally recognized standard of four (4) minutes established by the National Fire Protection Association. In 2010, CFD response times were 3.5



minutes. CFD's 2011 target remains the national standard at four (4) minutes.

Equally important is maintaining EMS response time trends as low as possible. The estimated average response time for 2010 is approximately four (4) to eight (8) minutes and the CFD will strive to maintain its 2011 performance target of six (6) minutes by having as many Advanced Life Support (ALS) and Basic life Support (BLS) equipped vehicles as possible.

Critical Programs/Services to Assist Residents

SAFETY AWARENESS

ABC 7 Chicago and the CFD – Save a Life Program

In our efforts to increase fire safety awareness throughout the City, the CFD partners with ABC7 to develop a series of Public Service Announcements. This partnership has been in place for eight years and it is an important awareness program that benefits every Chicagoan.

College Residential Housing, Hotel Safety, Residential/Commercial High-Rise Building Safety, Home Fire Safety: As part of our citywide efforts to promote fire safety, the CFD develops a

series of DVDs that showcase fire safety and the proper installation of smoke detectors. These DVDs are provided to the public, free of charge, and are available at all Chicago Libraries and available for viewing on *YouTube*.

NBC 5 Chicago and the CFD – Firefighter/Paramedic Physical Fitness program: In our efforts to increase health and safety awareness, the CFD partners with NBC 5 Chicago. The CFD conducts on the air demonstrations on proper fitness techniques and provides nutrition information to the viewing audience.

COMMUNITY OUTREACH

Smoke Detector Program: The CFD targets wards with high numbers of fire incidents, injuries and/or deaths and will canvass selected neighborhoods with free smoke detectors and installation. Additionally, the CFD provides free smoke detectors that can be obtained from all firehouses and aldermanic offices.

Community Outreach/Block Club Participation: The CFD participates in city-wide block clubs to provide information with smoke detectors, home escape planning, fire extinguishers, electricity, carbon monoxide, kitchen safety, barbeque, safety, people with physical challenges and senior citizens

Learn and Live Campaign: This is a community awareness program to educate the public about life safety. This event is hosted in multiple locations throughout the city and is typically held outdoors, provides life saving information, demonstrations and booths regarding smoke detectors, home escape planning, fire extinguishers, electricity, carbon monoxide, kitchen safety, barbeque safety, people with physical challenges and senior citizens.

EDUCATION

School Crosswalk Program: As part of the City’s back to school efforts, all CFD firehouses assist school children walking through busy intersections. This program promotes safety and is a great way to ensure we are working along side with every resident, especially children and youth.

Bud Billiken Parade: To support the City’s back to school efforts, the CFD participates in the Bud Billiken

Parade yearly and hosts a picnic that is open to the public providing free food to hundreds of families.

CHILD SAFETY

Survive Alive House: We believe that educating our children about safety does save lives. The Survive Alive House is a playhouse that allows children to learn about fire safety in the home by participating in various education stations and fire safety role-playing. This facility is open to the general public, schools and other organizations free or charge.

Child Safety Seat Installment: Held once a year, the CFD invites the public to come to the Quinn Fire Academy to receive proper instruction on the installation of car safety seats. The public can also go to any firehouse to receive similar instruction.

SENIOR SAFETY

Senior Citizen Program: To increase fire safety awareness among Chicago’s senior citizen population, the CFD visits senior citizen facilities and provides instruction on fire safety and the proper installation of smoke detectors. All attendees are provided free smoke detectors as well as free medical palm cards.

Employees

Full Time Positions	Amount
	5,177

2011 Budget

Fund	Amount
Corporate Fund	\$483,423,494
Chicago O’Hare Airport Fund	\$19,245,132
Chicago Midway Airport Fund	\$6,436,837
Other Grant Fund	\$17,381,000
TOTAL	\$526,820,291

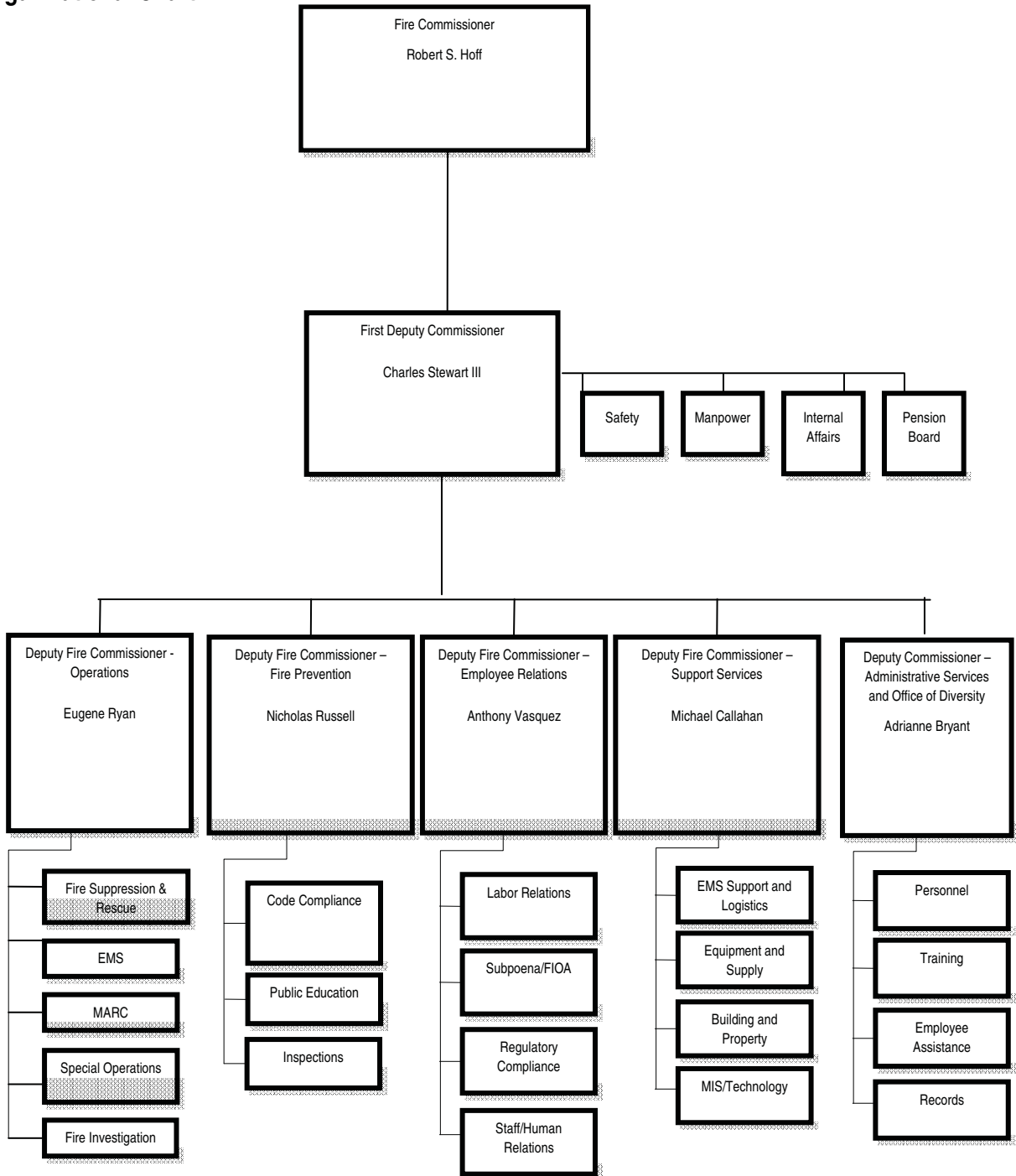
Grants

FEDERAL Grant or Program	Term
Assistance to Firefighters- Fire Prevention and Safety Grant (\$994,400) <ul style="list-style-type: none"> • Installation of 16,000 10-year lithium battery smoke detectors in high risk neighborhoods • Development of a web-based Fire Safety Director Re-certification Program 	September 2009-March 2011
Assistance to Firefighters- Fire Vehicle Grant (\$2,560,000): Purchase four aerial ladder trucks	April 2010-April 2011
Assistance to Firefighters- Fire Station Construction Grant (\$4,800,000): Construction of new firehouse for Engine 16	September 2009-September 2012
*Additional federal funding received as a sub-grantee of OEMC for the Urban Area Security Initiative, Port Security, and Buffer Zone Protection Program grant initiatives.	
STATE Grant or Program	Term
Fire Academy Training and Improvement Fund (\$1,900,000): Reimbursement from the state for training program activities including improvements to the training academy facility, external seminars and training courses, development of new training materials, and select overtime expenses.	Annual
Underground Storage Tank Inspections (\$550,000: one third of funding allocated to Department of Environment): Used to offset Fire Prevention Inspection Division salaries for underground storage tank inspections.	Annual

Major Contracts

Vendor	End Date
LAKE COUNTY DIVERS SUPPLY	31-Oct-12
AIR ONE EQUIPMENT INC	31-Mar-11
LION APPAREL, INC	21-Jun-11
MES-ILLINOIS	31-Aug-11
AIR ONE EQUIPMENT INC	31-Oct-12
ERLA INC. D/B/A EMSAR	29-Feb-12
ENVIRONMENTAL SAFETY GROUP	31-Aug-12
CHICAGO FIRE COMMISSARY INC.	31-Jul-13
5-ALARM FIRE AND SAFETY	31-Dec-12
PHYSIO-CONTROL INC	31-Mar-11
ROOT BROS MFG & SUPPLY CO	31-Mar-11
MES-ILLINOIS	31-Mar-11
AIR ONE EQUIPMENT INC	30-Apr-11
MIDWEST MEDICAL SUPPLY CO	31-Mar-11
CHICAGO UNITED INDUSTRIES, LTD	31-May-11
A F C INTERNATIONAL, INC.	30-Jun-11
PROGRESSIVE INDUSTRIES, INC.	31-Aug-11
ROOT BROS MFG & SUPPLY CO	30-Sep-11
A F C INTERNATIONAL, INC.	30-Sep-11
AIR ONE EQUIPMENT INC	30-Sep-11
PHYSIO-CONTROL INC	29-Feb-12
HIKE METAL PRODUCTS LIMITED	20-Dec-11
AIR ONE EQUIPMENT INC	31-Mar-12
AOMS	31-Mar-12
LAERDAL MEDICAL CORPORATION	23-Jun-13
AIR ONE EQUIPMENT INC	07-Feb-13
MOORE MEDICAL LLC	31-Oct-11
QUEST DIAGNOSTICS INC	31-Mar-12
ENVIRONMENTAL SAFETY GROUP	31-Dec-15

Organizational Chart



Facility Locations

Location	Address	Hours
Engine 1	419 S. WELLS STREET	24 hrs
Engine 4	548 W. DIVISION STREET	24 hrs
Engine 5	324 S. DESPLAINES STREET	24 hrs
Engine 7	4911 W. BELMONT	24 hrs
Engine 8	212 W. CERMAK ROAD	24 hrs
Engine 9	RESCUE STATION 3 O'HARE	24 hrs
Engine 10	RESCUE STATION 2 O'HARE	24 hrs
Tower Ladder 63	RESCUE STATION 1 O'HARE	24 hrs
	RESCUE STATION 4 O'HARE	24 hrs
	AMC BUILDING	24 hrs
Engine 11	5343 N. CUMBERLAND AVE	24 hrs
Engine 13	259 N. COLUMBUS DRIVE	24 hrs
Engine 14	1129 W. CHICAGO AVE	24 hrs
Engine 15	8026 S KEDZIE AVE	24 hrs
Engine 16	4005 S DEARBORN ST	24 hrs
Engine 18	1360 S BLUE ISLAND AVE	24 hrs
Engine 19	3421 S CALUMET AVE	24 hrs
Engine 22	605 W ARMITAGE AVE	24 hrs
Engine 23	1915 S DAMEN AVE	24 hrs
Engine 26	10 N LEAVITT ST	24 hrs
Engine 28	2534 S THROOP ST	24 hrs
Engine 29	3509 S LOWE AVE	24 hrs
Engine 30	1125 N ASHLAND AVE	24 hrs
Engine 32	5559 S NARRAGANSETT AVE	24 hrs
Engine 34	4034 W 47TH ST	24 hrs
Engine 35	1901 N DAMEN AVE	24 hrs
Engine 38	3949 W 16TH	24 hrs
Engine 39	1618 W 33RD PL	24 hrs
Engine 42	55 W ILLINOIS ST	24 hrs
Engine 43	2179 N STAVE ST	24 hrs
Engine 44	412 N KEDZIE AVE	24 hrs
Engine 45	4600 S COTTAGE GROVE AVE	24 hrs
Engine 46	3027 E 93RD ST	24 hrs
Engine 47	432 E MARQUETTE RD	24 hrs
Engine 49	4401 S ASHLAND AVE	24 hrs
Engine 50	5000 S UNION AVE	24 hrs
Engine 54	7101 S PARNELL AVE	24 hrs
Engine 55	2718 N HALSTED ST	24 hrs
Engine 56	2214 W BARRY AVE	24 hrs
Engine 57	1244 N WESTERN AVE	24 hrs

Location	Address	Hours
Engine 1	419 S. WELLS STREET	24 hrs
Engine 4	548 W. DIVISION STREET	24 hrs
Engine 5	324 S. DESPLAINES STREET	24 hrs
Engine 58	SUMMER - FILTRATION PLANT WINTER - NAVY PIER	24 hrs
Engine 59	6030 N CLARK ST	24 hrs
Engine 60	1150 E 55TH ST	24 hrs
Engine 62	34 E 114TH ST	24 hrs
Engine 63	1440 E 67TH ST	24 hrs
Engine 64	7659 S PULASKI RD	24 hrs
Engine 65	3002 W 42ND ST	24 hrs
Engine 68	5258 W GRAND AVE	24 hrs
Engine 69	4017 N TRIPP AVE	24 hrs
Engine 70	6030 N CLARK ST	24 hrs
Engine 71	6239 N CALIFORNIA AVE	24 hrs
Engine 72	7974 S. SOUTH CHICAGO AVE	24 hrs
Engine 73	8630 S EMERALD AVE	24 hrs
Engine 74	10615 S EWING AVE	24 hrs
Engine 75	11958 S STATE ST	24 hrs
Engine 76	1747 N PULASKI RD	24 hrs
Engine 78	1052 W WAVELAND AVE	24 hrs
Engine 79	6424 N LEHIGH AVE	24 hrs
Engine 80	12701 S DOTY AVE	24 hrs
Engine 81	10458 S HOXIE AVE	24 hrs
Engine 82	817 E 91ST ST	24 hrs
Engine 83	1200 W WILSON AVE	24 hrs
Engine 84	21 W 59TH ST	24 hrs
Engine 86	3918 N HARLEM AVE	24 hrs
Engine 88	3637 W 59TH ST	24 hrs
Engine 89	3945 W PETERSON AVE	24 hrs
Engine 91	2827 N PULASKI RD	24 hrs
Engine 92	3112 W 111TH ST	24 hrs
Engine 93	330 W 104TH ST	24 hrs
Engine 94	5758 W GRACE ST	24 hrs
Engine 95	4003 W WEST END AVE	24 hrs
Engine 96	439 N WALLER AVE	24 hrs
Engine 97	13359 S BURLEY AVE	24 hrs
Engine 98	202 E CHICAGO AVE	24 hrs
Engine 99	3042 S KEDVALE AVE	24 hrs
Engine 101	2236 W. 69TH STREET	24 hrs
Engine 102	7340 N CLARK ST	24 hrs

Location	Address	Hours
Engine 1	419 S. WELLS STREET	24 hrs
Engine 4	548 W. DIVISION STREET	24 hrs
Engine 5	324 S. DESPLAINES STREET	24 hrs
Engine 103	25 S LAFLIN ST	24 hrs
Engine 104	11641 S AVENUE O	24 hrs
Engine 106	3401 N ELSTON AVE	24 hrs
Engine 107	1101 S CALIFORNIA AVE	24 hrs
Engine 108	4625 N MILWAUKEE AVE	24 hrs
Engine 109	2358 S WHIPPLE ST	24 hrs
Engine 110	2322 W FOSTER AVE	24 hrs
Engine 112	3801 N DAMEN AVE	24 hrs
Engine 113	5212 W HARRISON ST	24 hrs
Engine 115	11940 S PEORIA ST	24 hrs
Engine 116	5955 S ASHLAND AVE	24 hrs
Engine 117	4900 W CHICAGO AVE	24 hrs
Engine 119	6030 N AVONDALE AVE	24 hrs
Engine 120	11035 S HOMEWOOD AVE	24 hrs
Engine 121	1724 W 95TH ST	24 hrs
Engine 122	101 E 79TH ST	24 hrs
Engine 123	2215 W 51ST ST	24 hrs
Engine 124	4426 N KEDZIE AVE	24 hrs
Engine 125	2323 N NATCHEZ AVE	24 hrs
Engine 126	7313 S KINGSTON AVE	24 hrs
Engine 127	5200 W 63RD ST	24 hrs
Engine 129	8120 S ASHLAND AVE	24 hrs
Truck 24	10400 S VINCENNES AVE	24 hrs
Air Sea Rescue	3954 E. FORMAN DRIVE	24 hrs
39 th Street Warehouse	3950 S. HONORE	24 hrs
Air Mask	1044 N. ORLEANS	24 hrs
CFD HQ	10 W. 35 TH STREET	Business
EMS Field Division South	5349 S. WABASH	24 hrs
EMS Field Division North	1732 W. BYRON	24 hrs
Quinn Fire Academy	558 W. DEKOVEN	Business
Fire Academy South	1338 S. CLINTON	Business
Fire Prevention HQ	444 N. DEARBORN	24 hrs
Fire prevention North	3401 N. ELSTON AVE	24 hrs
FPB South	7974 S SOUTH CHICAGO AVE	24 hrs
FPB West	1101 S. CALIFORNIA AVE	24 hrs
Off. of Fire Investigations	1360 BLUE ISLAND (E-18)	24 hrs
Public Education	1010 S CLINTON	24 hrs
Support & Logistics	3040 S SACRAMENTO	24 hrs

Location	Address	Hours
Engine 1	419 S. WELLS STREET	24 hrs
Engine 4	548 W. DIVISION STREET	24 hrs
Engine 5	324 S. DESPLAINES STREET	24 hrs
Support Services	3015 W 31ST	24 hrs
Special Ops Warehouse	1869 W PERSHING	24 hrs

Unions Representing Department Employees

Unions
Chicago Firefighters Union Local #2
AFSCME
Laborers Local #1001
Laborers Local #1092
Machinists Local #126
Masters, Mates and Pilots
Illinois Nurses Association

REGULATORY

OFFICE OF THE INSPECTOR GENERAL

DEPARTMENT OF BUILDINGS

DEPARTMENT OF BUSINESS AFFAIRS AND CONSUMER PROTECTION

DEPARTMENT OF THE ENVIRONMENT

COMMISSION ON ANIMAL CARE AND CONTROL

BOARD OF ETHICS



Office of the Inspector General

Joseph Ferguson, Inspector General
P.O. Box 2996
Chicago, IL
Phone: (312) 478-3623
Email: joeferguson2@chicagoinspectorgeneral.org

Central Purpose

- Prevent and root out fraud, corruption, waste, and mismanagement, while promoting effectiveness and efficiency in the City of Chicago
- Be a watchdog for the taxpayers of the City, conduct investigations, program reviews and audits

Key Facts

The Inspector General's Office (IGO) accomplishes its mission through investigations, audits, program reviews, inspections, evaluations, research, and data collection. Based on these activities, the IGO issues a variety of reports to the Mayor, responsible City management officials, the City Council and the public with findings and recommendations for corrective action and discipline. Investigative summary reports are directed to the Mayor and the heads of relevant City departments, who generally must respond to IGO recommendations within 30 days. Audits, inspections, and program reviews and evaluations are released to the public through publication on the IGO website. These various reports are additionally summarized in quarterly reports published on the IGO website.

The IGO Investigations Section conducts investigations into the performance of governmental officers, employees, departments, functions, programs and contractors, either in response to complaints or on the office's own initiative. Administrative cases generally involve violations of City rules, policies or procedures and/or waste or inefficiency. For administrative cases that uncover wrongdoing, the IGO produces summary reports – a thorough summary and analysis of the evidence and a recommendation for disciplinary or other corrective action. These reports are sent to the Office of the Mayor, the Corporation Counsel, and the City departments affected or involved in the investigation. If IGO investigations reveal misconduct that is not being addressed by a City policy or procedure, the IGO recommends policy changes to the Mayor and the relevant department either in the summary reports that detail the investigation or in separate policy-focused reports.



IGO cases that involve violations of local, state or federal criminal laws and are typically prosecuted by the Cook County State's Attorney's Office, the U.S. Attorney's Office, or the Illinois Attorney General's Office, as appropriate. The IGO may issue summary reports recommending administrative action based on criminal conduct.

In 2007, the Inspector General's Office created an Audit Unit which, in conjunction with IGO Special Assistants, conducts independent and professional audits, reviews, and evaluations of the operations of City departments, programs, functions, and those doing business with the City. These engagements focus on the integrity, accountability, economy, efficiency and effectiveness of each audit/review subject.

In 2010, responsibility for monitoring of the City's hiring and employment under the Shakman Accord was transferred to the IGO. As a result, the IGO is now responsible for ensuring compliance with the law and court-imposed protocols for employment actions in most aspects of City government.

The office has continued to work extensively with federal law enforcement authorities on a variety of joint investigations, many of which have resulted in criminal indictments and convictions. The office also worked with the Cook County State's Attorney's Office on a variety of cases that resulted in state

criminal charges being brought against City employees and others and the recovery of taxpayer money wrongfully taken from the City.

This has been done without losing its primary focus – the investigation and identification of waste, fraud, and abuse of the City’s resources.

To better ensure that the activities of the IGO are more transparent and better understood by the City and its residents, the IGO has reformatted its Quarterly Report. These reports provide narrative detail for investigations, audits, and reviews the IGO has performed for the City.

Due to confidentiality requirements, the IGO cannot discuss the specifics of its administrative investigations. However, the IGO does report the general nature of each concluded investigation through its Quarterly Reports. One investigative focus of the office has been on reforming the City’s Minority & Women’s Owned Business Enterprise (MWBE) program. Through numerous investigations, the IGO has recommended the debarment and decertification of 21 firms that defrauded or attempted to defraud the City through exploitation of this program.

The IGO concluded several audits in 2010. One audit focused on the processes and procedures related to Tax Increment Financing (TIF) expenditures between January 1, 2003 and December 31, 2007 for the Central Loop and Central West TIF districts. An additional audit reported on the processes and procedures related to the City’s Direct Voucher system. Both the TIF and Direct Voucher Audit included policy recommendations, some adopted by the City that have improved internal controls, accountability, and transparency in City operations.

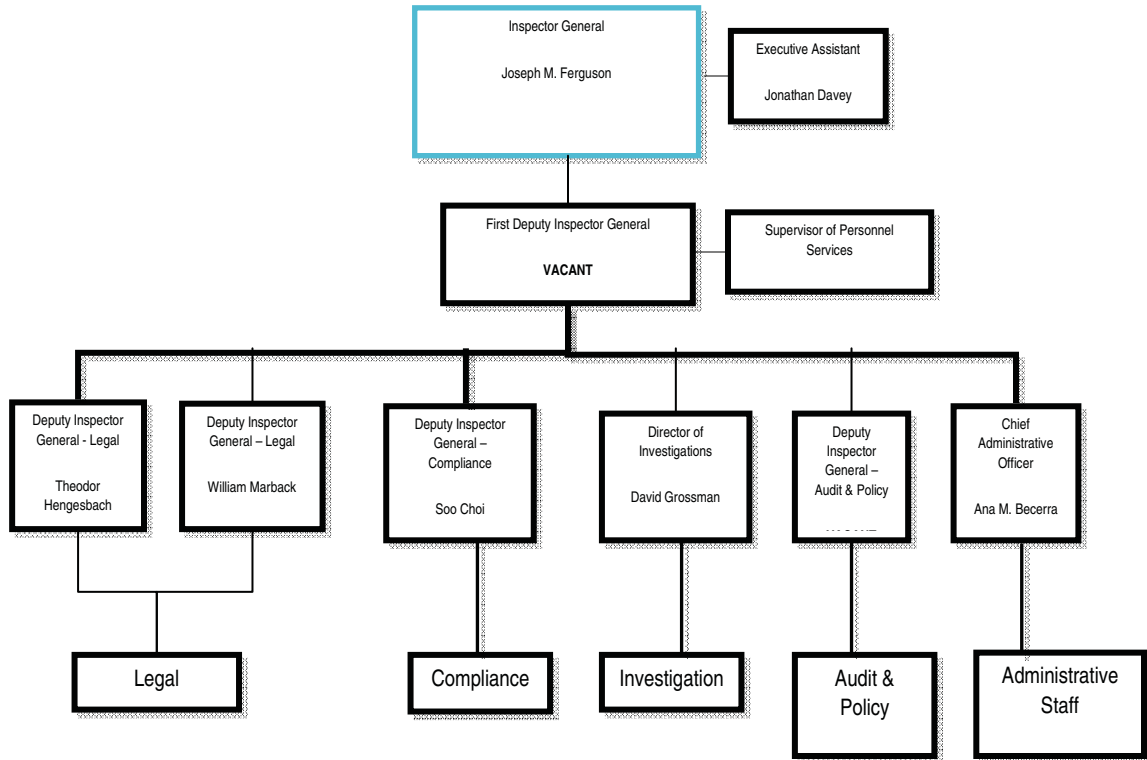
Employees

Full Time Positions	Amount
	71

2011 Budget

Fund	Amount
Corporate Fund	\$2,631,348
Water Fund	\$1,088,676
Chicago O'Hare Airport Fund	\$1,322,805
Sewer Fund	\$843,314
TOTAL	\$5,985,651

Organizational Chart



Facility Locations

Location	Address	Suite	Zip	Phone	Hours
Public Office	180 N Michigan	2000	60601	773-478-7799	8-5

Unions Representing Department Employees

Unions
AFSCME



Department of Buildings

Richard Monocchio, Commissioner
121 N. LaSalle Street
Chicago, IL 60602
Phone: (312) 744-8670
Email: rmonocchio@cityofchicago.org

Central Purpose

- Enforce the Chicago Building Code to protect the health, safety and welfare of residents and visitors
- Promote high-quality design standards as well as the conservation, rehabilitation and reuse of existing buildings through the permitting and inspection processes
- Issue all construction and demolition permits in the City of Chicago
- Identify potentially hazardous buildings, provide for their repair through enforcement action, and coordinate their demolition when necessary
- Examine and license members of the building trades

Key Facts

The Department of Buildings (DOB) is responsible for evaluating project plans, issuing building permits, and inspecting construction. DOB conducts annual inspections of buildings in Chicago, as well as inspections referred to the department as a result of calls to 311 City Services. The department conducts nearly 300,000 inspections every year. DOB also is responsible for emergency demolitions of hazardous buildings and tracking vacant properties.

DOB reviews permits according to size and complexity. Small projects are supported by three satellite offices throughout the city and one office at City Hall. Medium and large projects are supported by individual project managers, who coordinate all required internal reviews.

Achievements

During 2010, DOB implemented several initiatives that are changing the way the department conducts business and increasing enforcement of the building code.



The department launched the Annual Inspection Certification program, a new program that allows building owners to submit inspection reports from qualified technicians instead of requiring building inspectors to visit buildings. This program relies on technology, as owners enter inspection report information directly into the DOB database through a website. DOB is working with the Department of Innovation and Technology to expand the program to other disciplines. This inspection program will play an important role in the department's ability to meet its annual inspection requirements and enhance customer service.

The foreclosure crisis and the proliferation of vacant and abandoned structures present a major challenge for cities across America. The demolition of dangerous and hazardous buildings is among the top priorities of the department. Many are razed on an emergency basis, while others are routed through Circuit Court in conjunction with the department of Law, which seeks orders of compliance or demolition. In 2010, the department demolished 535 dangerous and hazardous buildings and 311 derelict garages. These are the highest totals in recent years.

To combat the increased number of vacant properties, the department adopted new handheld technology to allow inspectors from the Troubled Building Bureau to input inspection results and upload

photos from the field. This ensures more timely enforcement actions and eliminates duplicative administrative tasks.

Other recent achievements include:

- Creating a one-stop small permit program that made it simpler and faster for homeowners and small businesses to obtain rehabilitation permits
- Eliminating a multitude of non-essential permits and inspections
- Closing dozens of unsafe liquor establishments in 2010, with the help of the Chicago Police and Fire Departments
- Vacating, razing or transferring to new owners hundreds of illegal gang and drug houses

Critical Programs/Services to Assist Residents

Green Permit Program

The Green Permit Program rewards developers and building owners by reducing permit fees and the time to issue permits for projects that include green technologies. The more green technologies included in the project, the greater the reduction in fees.

Annual Inspection Certification Program

The Annual Inspection Certification Program requires building owners in the central business district to use

third-party technicians to document existing conditions of elevators, escalators and other conveying devices in order to comply with the building code requirement of annual inspections. This program replaces annual inspections by department inspectors and allows building owners to conduct inspections at their conveniences.

Employees

Full Time Positions	Amount
	322

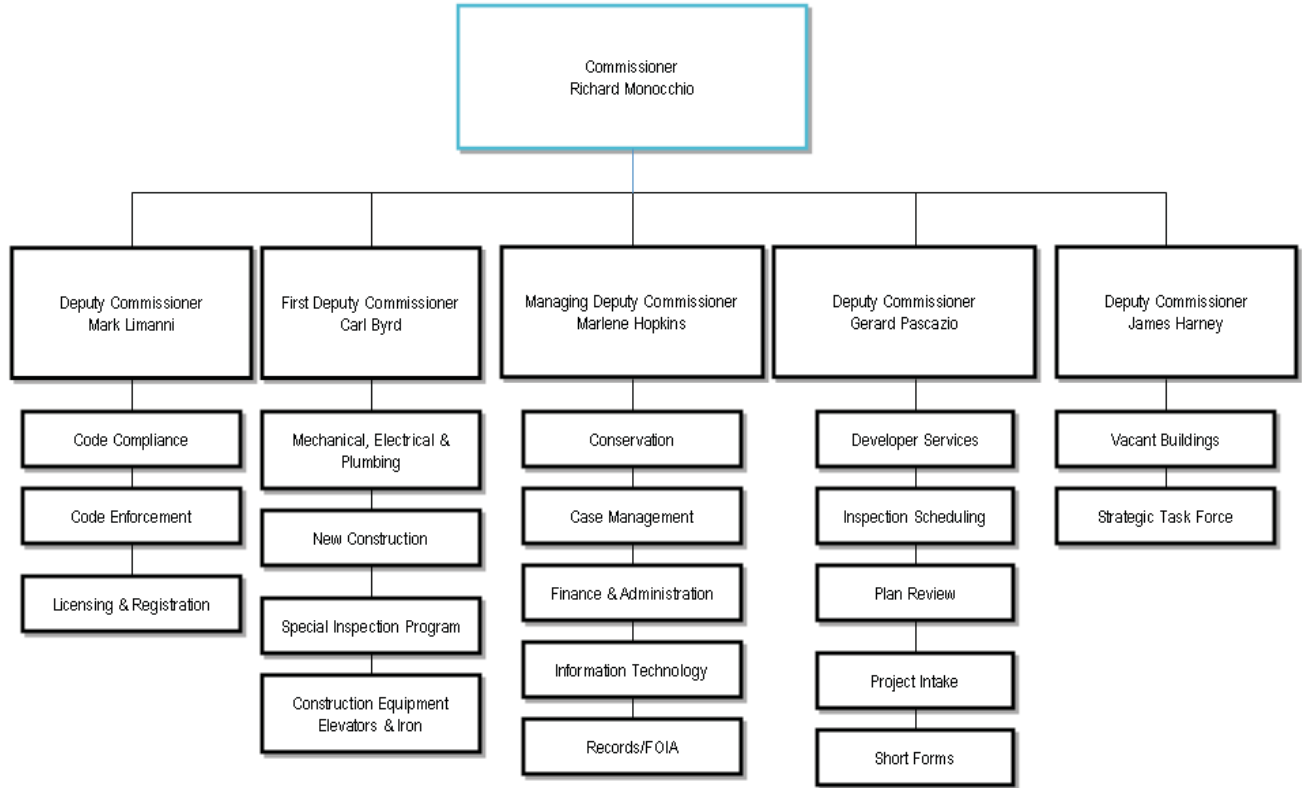
2011 Budget

Fund	Amount
Corporate Fund	\$22,176,368
Water Fund	\$2,127,711
Community Development Block Grant	\$7,654,306
Sewer Fund	\$1,937,737
Vehicle Tax Fund	\$498,703
Total	\$34,394,825

Major Contracts

Project	Term
Demolition Services	1/2012
Municipal Code Review Services	1/2013
Trade Licensing	6/2013
Board Up Services	12/2012
Temporary Clerical Services	9/2011
Microfilming Services	5/2013

Organizational Chart



Capital Projects

Program	Capital Project ID	Project Name	Funding Source	2010 Funding Amount
Other Economic Projects	32451	Hazardous Building Clearance - 2010	2010 Tax Exempt	3,500,000
Other Economic Projects	34666	DEMOLITION BOARD-UP	2010 Taxable	250,000
Other Economic Projects	34789	Hazardous Building Clearance 2009	2009 G.O. BONDS	2,500,000
Other Economic Projects	35094	Emergency Demolition 2009	2009 G.O. BONDS	1,000,000
Other Economic Projects	35454	COURT ORDERED DEMOLITION	2010 Tax Exempt	1,625,000
Other Economic Projects	35455	EMERGENCY DEMOLITION	GENERAL OBLIGATION BOND - 2007	1,000,000
Other Economic Projects	35455	EMERGENCY DEMOLITION	2009 Series D	4,000,000
Other Economic Projects	35455	EMERGENCY DEMOLITION	2010 Tax Exempt	1,625,000

Facility Locations

Location	Address	Zip	Phone	Hours
Inspectional Services	120 North Racine	60607	312-743-9021	8:00 to 4:30
Permitting Services	121 North LaSalle	60602	312-744-3449	8:30 to 4:30
Neighborhood Permit Center - North	2550 West Addison Street	60618	312-742-2560	8:30 to 4:30 Tues/Wed
Neighborhood Permit Center - Central	4770 South Kedzie Avenue	60632	312-745-4240	8:30 to 4:30 Tues/Wed
Neighborhood Permit Center - South	2006 East 95 th Street	60617	312-745-0995	8:30 to 4:30 Tues/Wed

Unions Representing Department Employees

Unions
AFSCME
Bridge, Structural and Reinforcing Ironworkers
Chicago Journeymen Plumbers
International Association of Sheetmetal Workers
International Brother of Boilermakers
International Brotherhood of Electrical Workers
International Union of Elevator Constructors
International Union of Operating Engineers
Pipefitters Association
United Brotherhood of Carpenters



Department of Business Affairs and Consumer Protection

Norma I. Reyes, Commissioner
50 Washington Street, Room 208
Chicago, IL 60602
Phone: (312) 744-4090
Email: norma.reyes@cityofchicago.org

Central Purpose

- Promote and ensure a fair and vibrant marketplace for both businesses and consumers
- Create a regulatory environment that promotes business growth and consumer rights in Chicago
- Advocate on behalf of businesses and consumers to facilitate interactions with other departments and assist businesses through the licensing process
- Provide the public with business and consumer education
- Protect consumers from fraudulent, unfair and deceptive practices
- Ensure public safety through licensing and regulation of the public vehicle industry
- Maintain the integrity of Chicago's marketplace by enforcing the laws governing business licensing, public way use, truck weight enforcement, weights and measures, tobacco sales to minors, taxation, consumer protection and retail operational requirements to preserve the health, safety and welfare of consumers
- Oversee and regulate franchised cable television operators in Chicago (currently Comcast, RCN, and WideOpen West) to ensure compliance with legal, financial, and technical requirements of Chicago's Cable Ordinance and cable television franchise agreements

Key Facts

The Department of Business Affairs and Consumer Protection (BACP) licenses Chicago's businesses, issues public way use permits, regulates the taxicab and public vehicle industries, oversees the City's cable franchise agreements, as well as operates the City's Municipal Television (MUTV) and Local Origination Cable Channels. BACP connects businesses with resources to enhance growth, while protecting consumers against fraud and deceptive practices by resolving consumer complaints and prosecuting unscrupulous businesses. BACP licenses nearly 100,000 businesses ranging from Fortune 500 companies to small retail stores to



taxicabs and develops educational programs to support entrepreneurs and consumers. The department provides thousands of existing and potential businesses with a wide array of services including business start up assistance, licensing, taxes, and permits.

BACP offers weekly business educational workshops in City Hall and brings workshops to Chicago's neighborhoods through the Business Works Seminar Program. In February of 2010, BACP officially launched the Small Business Solution Station located inside of the Business Assistance Center on the 8th floor of City Hall. The Small Business Solution Station provides one-on-one counseling sessions for small businesses in the areas of business planning, legal advice and accessing capital through our non-profit partners.

In 2011, the City's Small Business Lending Initiative will provide financial assistance and resources to businesses through grants to non-profit lending partners in two programs. A loan-loss guarantee program will provide a partial loan guarantee for qualifying businesses. Secondly, BACP will provide a loan pool for non-profit lenders to build capacity in Chicago's non-profit small business lending community.

BACP hosts the Chicago TechExpo, a conference and exposition created with the sole purpose of introducing and connecting small business owners to the internet, hardware, software, training and mind set to leverage digital opportunities to foster entrepreneurial activity and small business growth. The 2nd Chicago TechExpo was held on October 6, 2010.

The Department offers consumers a series of educational seminars in the neighborhoods, and continues to co-sponsor two Shredder Day events promoting identity theft awareness and prevention. At the events, individuals can bring confidential documents to be shredded free of charge. BACP also sponsors a Consumer Awareness and Education Campaign: Prepare, Prevent, Protect Against Consumer Fraud.

The Department responds to resident complaints; conducts targeted investigations and prosecutions; and conducts routine investigations of business establishments to ensure business owners are compliant with city laws. BACP investigates business licensing, taxicabs, mortgage fraud and predatory lending, home repair fraud and retail fraud including overcharging as well as gasoline, alternative natural gas and energy fraud. In addition, BACP's investigations ensure businesses are not selling tobacco or alcohol to minors.

As the Local Liquor Control Commission (LLCC), BACP approves, denies, and revokes liquor licenses in the City of Chicago. If a liquor license becomes a nuisance, the department facilitates community meetings to mediate issues between businesses and the community. If an establishment becomes a haven for guns, gangs, or drugs, the Department seeks sanctions against the irresponsible licensee. Through the prosecution and adjudication division of the department, BACP adjudicates license suspension and revocation cases.

Another key function of this department is to ensure the safety of passengers traveling in public vehicles by performing taxicab safety inspections and field investigations which include inspections of taxicabs, limousines, and horse-drawn carriages. Moreover, BACP tracks all consumer taxicab complaints and compiles a monthly list of chauffeurs that received more than three complaints in the past two-year

period. Once identified, BACP seeks progressive corrective action and to revoke the chauffeur licenses of the poor performers.

BACP acts in conjunction with the Chicago Cable Commission to oversee and regulate franchised cable television operators in Chicago (currently Comcast, RCN, and WideOpen West), to ensure compliance with legal, financial, and technical requirements of Chicago's Cable Ordinance and cable television franchise agreements. As telecommunications providers continue to overlap in their markets and services, BACP takes an increasing role in the development of municipal policy to protect consumer's rights in this complex area.

Goals

The Department of Business Affairs and Consumer Protection was established January 1, 2009 and was a recommendation of the 21st Century Commission to better manage government and streamline services to businesses and consumers. The overarching goal for the Department is to provide one-stop-shop services for businesses and to act as an ombudsman between our business customers and other city department and agencies.

To that end, we have moved the Public Way Use unit to the Business Assistance Center (BAC), incorporated Business Licensing Zoning reviews at the BAC, have staff from the Departments of Buildings and Health on-site to assist entrepreneurs, and provide one-on-one counseling services through our Small Business Solution Station.

As the City's consumer watchdog and advocate, our goal is to ensure that consumers know their rights, so they can assert their rights. BACP's goal is to identify emerging consumer fraud scams early, prosecute deceptive business practices, and inform consumers so they can make educated choices.

Both consumers and businesses need an even and competitive marketplace that will allow choices for goods and services. We must provide businesses with a level playing field and regulatory environment that is defined by predictability, simplicity, and clarity for each of the business sectors we regulate.

In the area of Cable Regulation, BACP's goal is to hold the cable companies to the Chicago Cable

Ordinance and Cable Franchise Agreement requirements that the franchisees make best efforts to utilize minority contractors for 40 percent of their contracted spending and 12 percent with WBE firms. For the most recent reporting period, the three cable operators combined expended nearly \$27 million with MBE/WBE firms.

The Department continues to enhance services provided to our consumers through the Business Assistance Center, either in person or via enhanced on-line services.

In 2011, BACP will also enhance support for business growth through the Small Business Lending Initiative. Additionally, we are adding a focus of energy efficiency and green business practices that will help small business save money and resources.

Public Vehicles in Chicago are becoming greener and more wheelchair-accessible through the City's challenge to the taxi and vehicle industry to provide vehicles that are both green and accessible. With the Department of Environment, the Green Taxi Rebate Program will provide financial incentives for the purchase of vehicles both green and accessible.

BACP strives to provide consistent and fair regulation, including efficient and even investigations and inspections. We have published investigation and inspection standards in The Business Owners Guide to Inspections, available on our website. Our goal for 2011 is to improve investigator efficiency by updating the software interface for our mobile data system to allow for added functionality and more usability.

Critical Programs/Services to Assist Residents

Business Start-Up Certificate Program

Small Business Start-Up Certificate Program allows start-up businesses to earn a certificate after attending a series of workshops offered through our weekly Business Educational Workshops.

Business Works Seminars

BACP hosts "Business Works" a free neighborhood business seminar to connect entrepreneurs with resources to help start or grow a business.

The seminar offers exhibitors from over 30 agencies that help start ups, offer workshops and networking.

Small Business Solution Station

The Small Business Solution Station is located inside the BACP Business Assistance Center in City Hall and connects business customers with free one-on-one counseling in areas of lending, start up and legal advice. The Solution Station is a partnership program with ACCION Chicago, SCORE and the Community and Economic Development Law Project to foster business growth and connect businesses with resources.

Chicago TechExpo

BACP hosts the Chicago *TechExpo*, the first technology expo in Chicago geared towards small businesses. The expo connects small businesses with opportunities to find technology solutions to grow their businesses. The Expo also provides a platform for Chicago's fast-growing technology industry to showcase their products and services. The 2nd techexpo was held on October 6th, 2010.

Consumer Awareness

BACP hosts consumer seminars and provides consumers with helpful brochures and fact sheets on the website to inform consumers on their rights, how they can avoid becoming a victim of fraud and how to become smarter consumers.

Identity Theft Prevention Awareness

The Identity Theft Prevention events are held by BACP, along with other local consumer protection agencies and promote identity theft awareness and prevention. At the events, individuals can bring confidential documents to be shredded free of charge.

Condo Buyer Awareness

BACP along with other city departments provides potential condo buyers with the disciplinary history of problem developers through an online database. In

2011, BACP will launch a new guidebook that will inform buyers on what they need to know before purchasing a condo.

Public Vehicles

BACP ensures the safety of passengers traveling in public vehicles by performing taxicab safety inspections and field investigations which include inspections of taxicabs, limousines, and horse-drawn carriages.

Community Meetings

The department facilitates community meetings to mediate quality of life issues that arise between businesses and the community. The Department may seek sanctions for establishments that create a public nuisance, or become a haven for guns, gangs, or drugs that include fines, license suspension, and license revocation. These efforts ensure the safety of the public and create a more responsible business community.

Local Origination Cable 25

Local origination Cable25 is a commercial cable television station designed to nurtures local independent producers, fostering film and television production in Chicago. Cable 25 provides up and coming producers an opportunity to produce and air their programs on television with the goal of growing Chicago’s independent television production industry and entering the nations’ third largest market.

Employees

Full Time Positions	Amount
	203

2011 Budget

Fund	Amount
Corporate Fund	\$14,296,028
Other Grant Fund	\$1,008,000
TOTAL	\$15,304,028

Significant Dates

Event	Date
Taxicab Medallion Renewal Period	January 2 – February 28, 2011
National Consumer Protection Week	March 6 – 12, 2011
Semi-Annual Business Works Seminar	March 2011
Sidewalk Café Permit Season	March – December 2011
Consumer Protection Event—Immigration and Consumer Fraud (in Spanish)	April 2011
Consumer Protection Event—Child Product Safety	May 2011
Semi-Annual Business Works Seminar	September 2011
Consumer Protection Event—Credit Repair	November 2011
Livery License Renewal	December 2011
Chicago TechExpo 2012	Fall 2012

Key Agreements

Project	Term
Public Passenger Vehicle Inspection Facility with Public Building Commission	Beginning in 2011

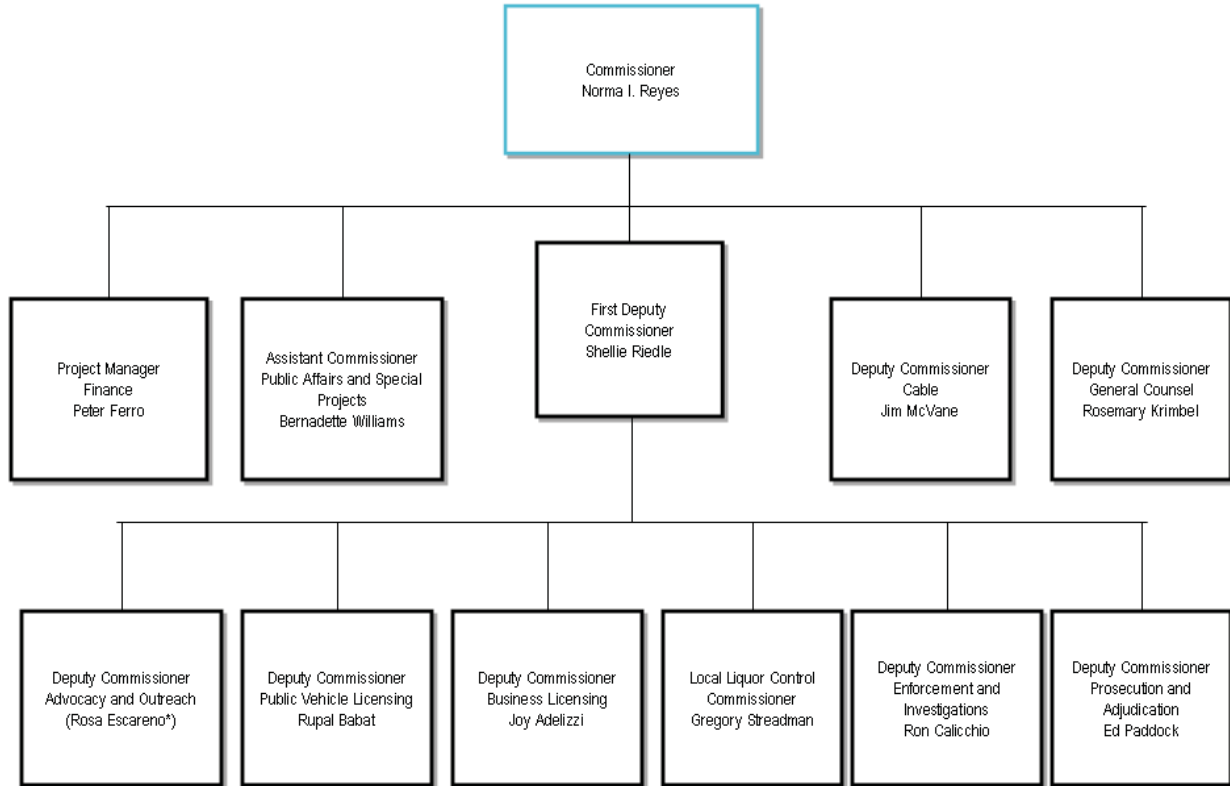
Major Contracts

Project	Term
Participate with DoIT on Keane contract for IRIS maintenance support and development	01/30/2015
Edge Systems- for Document Imaging	08/31/2011
Seaway Bank for Cashiering Services	06/30/2012
Arrow Messenger	06/30/3011
Drop Zone Portable Service	06/30/2011

Grants

FEDERAL	
Grant or Program	Term
With Chicago Department of Environment US Department of Energy Grant to fund a Green Taxi Rebate Program	2009 - 2013
STATE	
Grant or Program	Term
Illinois Liquor Control Commission "Kids Can't Buy 'Em Here Tobacco Enforcement Program."	Renewed annually
Metropolitan Pier and Exposition Authority "Airport Departure Tax Collection"	Ongoing
PRIVATE	
Cable Local Origination Grant from Chicago's Cable Operators	Annual

Organizational Chart



Facility Locations

Location	Address	Suite	Zip	Phone	Hours
Daley Center	50 W. Washington	208	60602	312-744-4006	8:00 – 5:00
City Hall— Business Assistance Center	121 N. LaSalle	800	60602	312-744-6249	8:30 – 4:30
City Hall—Local Liquor Control Commission and License Commission	121 N. LaSalle	805	60602	312-744-6060	8:30 – 4:30
Public Vehicle Licensing	2350 W. Ogden	1 st Floor	60608	312-746-4200	8:00 – 4:30
Investigations and Enforcement	2350 W. Ogden	2 nd Floor	60608	312-743-5185	8:00 – 4:30
Public Vehicle Inspection	2420 W. Pershing Road		60632	312-744-7921	8:00 – 5:00
Municipal Television	33 N. LaSalle	1600	60602	312-744-4053	8:30 – 5:00
Local Origination	Cultural Center – 78 E. Washington	1 st Floor	60602	312-744-6516	9:00 – 6:00
Television Studio	HW Library – 400 S. State Street	Room LL on 28	60605	312-747-4069	8:30 – 5:30

Unions Representing Department Employees

Unions
AFSCME
Machinists
Plumbers and Pipefitters



Department of the Environment

Suzanne Malec-McKenna, Commissioner

30 North LaSalle Street, Suite 200

Chicago, IL 60602

Phone: (312) 744-7609

Email: suzanne.malec-mckenna@cityofchicago.org

Central Purpose

- Work with Chicago residents, businesses and other city departments to make Chicago the greenest, most environmentally friendly city in America
- Enforce Chicago's environmental regulations, issue environmental permits, and remediate environmental hazards
- Create a culture of environmental stewardship throughout Chicago
- Promote economic development by overseeing the cleanup of contaminated land for re-use, the construction of green buildings, and the installation of green roofs throughout the city
- Develop the city's energy policies and conservation programs, and ensure reliable energy resources through utility oversight
- Develop programs, policies and infrastructure to improve Chicago's land, air, water and energy resources

Key Facts

The Department of Environment (DOE) implements sound environmental strategies throughout Chicago to improve the quality of life for city residents, attract visitors, and save money. These strategies also can make government and businesses operate more efficiently through effective use of resources.

DOE has the expertise, equipment and facilities to address key environmental issues. The staff at DOE includes certified hazardous materials handlers, educators, horticulturists, biologists, environmental scientists, geologists, environmental attorneys and inspectors, experts in utilities and energy as well as mechanical, civil, environmental and chemical engineers. With this expertise and with state-of-the-art environmental monitoring and clean-up equipment, the Department is able to cost-effectively serve residents, businesses and other city departments.

In addition, the department operates the Chicago Center for Green Technology, at 445 N. Sacramento



Boulevard, includes the recently renovated Green Building Resource Center and Green Corps Chicago, a program that trains residents for jobs in landscaping, weatherization and computer recycling. The building attracts more than 24,000 visitors annually and is a model for green building and it was the third building in the U.S. to achieve a Platinum Leadership in Environmental & Energy Design (LEED) rating.

The department coordinates with design and construction planners to include green roofs as part of the City facilities when possible. To date, nearly fifteen City facilities are equipped with green roofs.

Finally, the department works closely with other city departments and sister agencies to improve environmental performance, acquire grant funding for projects and advance environmental policies. Examples of projects and policies include retrofitting school buses and fleet vehicles to emit less pollution, implementing outreach programs to support the city's expanded recycling efforts, educating teachers and students through after-school science clubs and retrofitting city facilities to be more energy efficient and save money.

DOE obtained a \$15 million US Department of Energy grant to deploy alternative fuel fueling stations and clean fleet vehicles in the Chicago area. This federal

grant will help fund the purchase of alternative fuel vehicles and hybrids in Chicago. The deployment of stations accessible to fleets and the public, and the investments in alternative fuel and hybrid vehicles in area fleets, will help achieve the air quality and alternative fuels CCAP goals. The money has also been used to support the first phase of electric vehicle infrastructure in the Chicago area, which will place Chicago as a clear leader in the deployment of publicly available electric vehicle charging infrastructure.

The Department reviews Phase I and Phase II environmental site assessment reports for other departments and analyzes the information to determine if the assessments are accurate and complete, as well how the information impacts the City from a redevelopment, acquisition or disposition standpoint. The analysis is also used to evaluate potential City costs and liability during redevelopment of properties.

DOE is responsible for enforcement of Chicago's municipal environmental regulations. These include asbestos, air, storage tanks, water, and waste facilities.

Finally, the Department continues to identify and analyze the opportunities and barriers to environmentally sustainable economic development. Through work with a myriad of partners, DOE has helped to execute significant projects throughout the city.

Critical Programs/Services to Assist Residents

Chicago Climate Action Plan

The Chicago Climate Action Plan (CCAP) is a comprehensive and detailed roadmap to help lower greenhouse gas emissions and address climate change on behalf of Chicago residents. The City has received over \$13 million in pro-bono support to create detailed implementation plans for key strategic areas over the past two years.

The CCAP which was launched in 2008 as a holistic strategy to achieve Chicago's sustainability goals. The plan focuses on five key areas: energy efficient buildings, clean and renewable energy,

transportation, waste and industrial pollution, and adaptation.

Renewable Energy and Green Business

DOE helps the private sector to take advantage of the growing market for green business products and services. We continue to work with the commercial, industrial and hospitality industries to save money while reducing their impact on the environment on behalf of residents through the Green Office, Hotel and Museum programs and the Chicago Waste to Profit Network.

Resident Recycling Program

Over 241,000 households are now involved in the blue cart recycling program. DOE has recruited 523 Recycling Block Captains to date. In addition, DOE oversees programs for waste reduction and reuse.

The Household Chemicals and Computer Recycling Facility (HCCRF)

The only program of its kind in the country, this facility collects household chemicals, computers and electronics to promote recycling throughout the city. To date, the HCCRF has collected 989,484 pounds of household chemicals and 1,090,462 pounds of household electronics that were ultimately diverted from other means of disposal such as landfills or pouring down household drains.

Green Jobs

DOE administers funding towards green job training and employment efforts that are implemented by community based organizations. Through this effort, individuals that are considered hard to employ, including the formerly incarcerated, are given jobs in green industries such as landscaping, energy efficiency, waste reduction, recycling and renewable energy.

Greencorps Chicago

This program provides direct services to community groups involved in planting community gardens and public works projects to help beautify Chicago. DOE provides free assistance with the including planning and installation of gardens, as well as free seeds, annuals, perennials, vegetables and bulbs for use in the gardens.

Energy Action Network and Low Cost Weatherization

DOE employees work directly at a community based organization to help residents with bill payment

assistance and to facilitate their uptake of energy efficiency services. Through the program, thousands of residents receive direct technical and financial assistance and homes are weatherized to be more energy efficient, affordable and comfortable.

Employees

Full Time Positions	Amount
	78

2011 Budget

Fund	Amount
Corporate Fund	\$3,479,935
Other Grant Fund	\$50,788,000
TOTAL	\$54,267,935

Significant Dates

Event	Date
Earth Day	4/22/11
Green Festival	5/14-15/11
Chicago Climate Action Plan Summit	9/11
Mayor's Landscape Award	11/11
C3 Leader Graduation	12/11

Grants

FEDERAL	
Grant or Program	Term
Air Pollution Control Program	10/1/10-9/30/11
Brownfield Cleanup/Petroleum Substance	9/1/08-8/31/11
Calumet Area Redevelopment Initiative	4/10/07-4/10/12
CMAQ – Bicycle Fleet Program	Pending
CMAQ – Emissions Reduction Project	Pending
CMAQ – Diesel Fleet Retrofit	Pending
CMAQ – Chicago Diesel Retrofit Fleet Vehicle	Pending
Ethanol to Hydrogen Vehicle Fueling Facility	Pending
Hazardous Materials Emergency Preparedness	10/1/10-9/30/11
Resource Conservation & Recovery Act-Subtitle D	7/1/1995-6/30/11
Solid Waste Management/Enforcement	7/1/2010-6/30/11
CDBG-R	6/6/09-9/30/12
Energy Efficiency and Conservation	9/28/09-9/27/12
National Clean Diesel Funding Assistant	7/1/09-3/31/11
Restoring Chicago's Jobs/Restoring Chicago's Habitats	12/1/09-11/30/11
Chicago Green Healthcare Initiative	1/1/10-12/31/12
Source Reduction	1/10/10-12/31/11
Chicago Area Alternative Fuels Deployment	12/21/09-12/20/13
Local Energy Assurance Planning Initiative	4/1/10-3/31/12
Urban Area Security Initiative (CFD)	8/9/10-12/31/11
Calumet Hydrologic Master Plan Implementation at Big Marsh	9/1/10-12/31/12
Integrated Ring-Billed Gull Management Lake Michigan Beach Health	5/28/10-3/15/12
Chicago Area Plug-In Electric Vehicle Support Project	10/1/10-9/30/12
Development of Integrated Payments for Ecosystem Services Programs in the Great Lakes Watershed.	9/1/10-13/31/12
US Army Corps of Engineers – Indian Ridge Marsh	
STATE	
Grant or Program	Term
Calumet Environmental Center/IL First	12/13/02-12/31/13
OSFM Underground Storage Tank Grant (annual)	7/1/10-6/30/11
Illinois Environmental Protection Agency (IEPA) Solid Waste Enforcement Grant (annual)	7/1/10-6/30/11
IEPA Interagency Air Quality Agreement	9/30/11
IEPA – Remediation of School Property	

Private/Public Cooperative Agreements

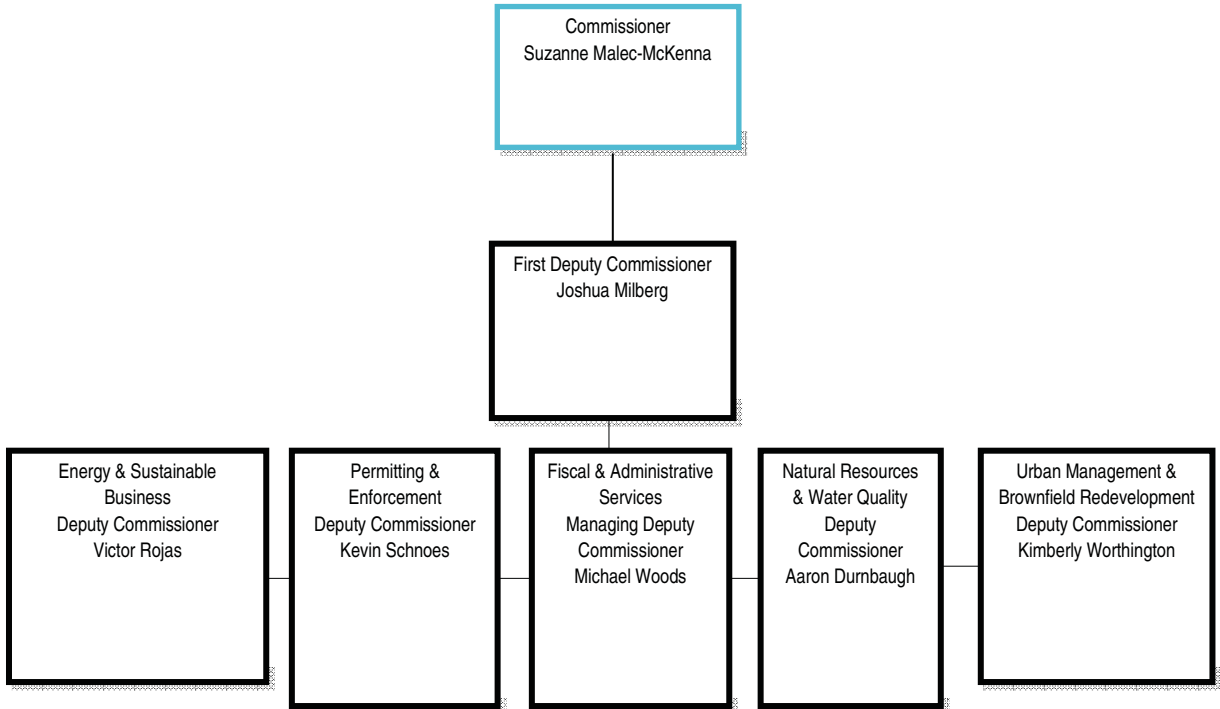
Project	Term
Chicago's Environmental Fund	

Major Contracts

Project	Term
Environmental Assessment	
AECOM	12/31/11
Barry Technologies, Inc.	12/31/11
Bloom Cos., LLC	12/31/11
Brecheisen Engineering, Ltd.	12/31/11
Burns & McDonnell, Inc.	12/31/11
Carnow, Conibear & Assocs., Ltd.	12/31/11
Camp Dresser & McKee, Inc.	12/31/11
Clean World Engineering, Ltd.	12/31/11
Crawford, Murphy & Tilly, Inc.	12/31/11
Environmental Consulting Group, Inc.	12/31/11
Environmental Design Int'l. Inc.	12/31/11
Green Works	12/31/11
GSG Consultants, Inc.	12/31/11
HDR Engineering	12/31/11
Hey & Associates	12/31/11
MACTEC Engineering & Consulting	12/31/11
MWH Americas, Inc.	12/31/11
Northern Environmental Technology, Inc.	12/31/11
PB Americas, Inc. (Formerly Parsons)	12/31/11
Pioneer Engineering & Environmental Services, Inc.	12/31/11
Professional Service Industrial, Inc.	12/31/11
SCI Engineering, Inc.	12/31/11
Shaw Environmental	12/31/11
Solid Waste Solutions	12/31/11
Stanley Consultants	12/31/11
Sullivan Int'l Group, Inc.	12/31/11
Terracon Consultants, Inc.	12/31/11
Tetra Tech, Inc.	12/31/11
TY Lin International Great Lakes, Inc.	12/31/11
V3 Companies of Illinois, Ltd.	12/31/11
Versar, Inc.	12/31/11
Weston Solutions, Inc.	12/31/11
Wright & Company	12/31/11
Ecological Analysis	
Apex Direct, Inc.	12/31/11
Burns & McDonnell	12/31/11
Camp Dresser & McKee	12/31/11
Conservation Design Forum	12/31/11
Earth Tech	12/31/11
Futurity	12/31/11
Geosyntec Consultants, Inc.	12/31/11
Green Works/Harley Ellis	12/31/11
Hey & Associates	12/31/11
Hitchcock Design Group	12/31/11
MWH Americas, Inc.	12/31/11
Quercus Consulting, Inc.	12/31/11

Project	Term
Shaw Environmental	12/31/11
Site Design Group	12/31/11
Tetra Tech, Inc.	12/31/11
URS Corporation	12/31/11
V3 Companies of Illinois, Ltd.	12/31/11
WRD Environmental, Inc.	12/31/11
WENK Associates, Inc.	12/31/11
Weston Solutions, Inc.	12/31/11
Wright & Company	12/31/11
Emergency Contracts	
SET Environmental	12/31/12
Brennan's PEB & Associates	12/31/11
Job Order Contracts	
DMD Services, Inc.	5/13/11
McDonagh Demolition, Inc.	5/13/11
Other Contracts	
Global Philanthropy Partnership	9/2012
WRD Environmental	6/2012
Delta Institute	12/31/13

Organizational Chart



Capital Projects

Program	Capital Project ID	Project Name	Funding Source	2010 Funding Amount
Wetlands & Natural Areas	33131	Bubbly Creek Feasibility Study with the Army Corps of Engineers	2010 Tax Exempt	274,000
Other Economic Projects	32869	Salvation Army	2010 Tax Exempt	6,000,000
City Buildings	35049	GREENCORPS 2010	2010 Taxable	400,000

Facility Locations

Location	Address	Suite	Zip	Phone	Hours
Department of Environment (DOE)	30 N. LaSalle Street	200	60602	(312) 744-5701	M-F, 8:30 am – 4:30 pm
DOE – Permitting & Enforcement	33 N. LaSalle Street	LL120	60602	(312) 744-5701	M-F, 8:30 am – 4:30 pm
Household Chemical and Computer Recycling Facility	1150 N. North Branch		60642	(312) 744-3060	Tues., 7 am-12 pm, Thurs., 2 pm -7 pm and First Sat. of every month, 8 am – 3 pm
Chicago Center for Green Technology	445 N. Sacramento Blvd.		60612	(312) 746-9642	Mon., Wed., Fri., 9 am – 5 pm, Tues., and Wed., 9 am – 8 p.m. and Sat., 9 am – 4 pm

Unions Representing Department Employees

Unions
AFSCME



Commission on Animal Care and Control

Cherie Travis, Executive Director
2741 S. Western Avenue
Chicago, IL 60608
Phone: (312) 747-1406
Email: cherie.travis@cityofchicago.org

Central Purpose

- Remove stray, injured and potentially dangerous animals from the streets to protect public safety and public health
- Provide for the health and welfare of all animals sheltered at the Animal Care and Control facility

Key Facts

The Commission on Animal Care and Control receives approximately 60,000 animal-related service requests annually. The department operates the Animal Care and Control facility (CACC), where it provides housing for stray animals, lost pets, animals involved in court cases, and animals available for adoption. Through the Homeward Bound Program, the commission places adoptable animals with other rescue organizations. The Commission also conducts outreach through vaccine clinics and offsite adoption events in Chicago neighborhoods.

Goals

The Commission has increased its Homeward Bound Partners which has allowed more animals to be transferred and the euthanasia rate to decline. CACC transferred 5,928 animals in 2010, and plans to meet this figure as the target for 2011.

CACC provides medical treatments to animals housed at the Animal Control Facility, including treating 1,228 animals in 2010 and expects this level of treatment to continue in 2011. CACC provides needed treatment to animals that are impounded as stray (unknown ownership), animals with non-life-threatening injuries or illnesses, and animals that are involved in court case hearings. CACC saw an increase in court case impoundments in 2010 because of a partnership between CACC, Chicago Police Department Animal Crimes Unit, and the Cook County Sheriff's Office.



Critical Programs/Services to Assist Residents

Animal Shelter Services

ACC has an open admission policy and takes-in any animal brought to its facility. The facility provides a safe environment for unwanted, stray, abused and neglected animals and serves as temporary home to lost pets prior to redemption by their owners. In addition, ACC responds to calls from the general public when an animal needs to be rescued from dangerous conditions that pose a threat to the animal and/or the public.

Low-Cost Vaccine Clinics

ACC offers \$7 distemper vaccines and \$15 rabies vaccines for both cats and dogs to the public every three weeks at the shelter.

Adoption Program

Residents can adopt dogs and cats directly from ACC for \$65 seven days a week, each animal having been spayed/neutered, vaccinated and microchipped.

Exotic Pet In-Take and Placement

ACC partners with many animal organizations with the goal of facilitating the transfer of domestic exotic animals that are no longer able to be cared for by their owners to wildlife organizations and reserves.

Rabies Monitoring/Public Education

ACC works with Chicago's Department of Public Health and the Illinois Department of Public Health monitoring bat rabies by submitting species for testing for rabies and providing City residents rabies information when affected.

Wildlife Rescue/Retrieval

ACC wildlife officers respond to requests from residents with the retrieval of wildlife that causes an immediate threat to the public.

Homeward Bound Placement Program

Through this program, ACC transfers animals to other State licensed animal shelters or breed specific rescue groups.

Employees

Full Time Positions	Amount
	74

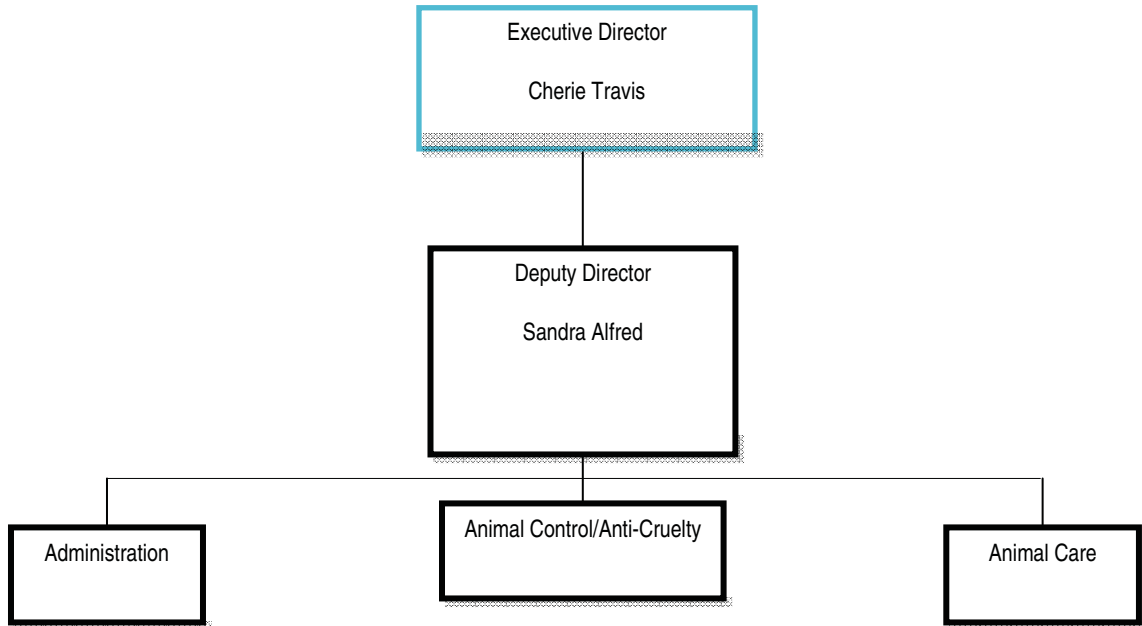
2011 Budget

Fund	Amount
Corporate	\$3,919,304
Grants	\$265,000
TOTAL	\$4,184,304

Major Contracts

Project	Term
Dead Animal Removal (St. Francis)	12/31/13
Dog/Cat Food (Legends & White)	07/18/13

Organizational Chart



Facility Locations

Address	Zip	Phone	Hours
2741 S. Western Ave.	60608	312-747-1406	7 a.m.- 11 p.m., 7 days per week

Unions Representing Department Employees

Unions
SEIU – Unit 2
AFSCME



Board of Ethics

Steven Berlin, Executive Director
740 North Sedgwick Street, Suite 500
Chicago, IL 60654
Phone: (312) 744-9660
Email: sberlin@cityofchicago.org

Central Purpose

- Interpret, provide advice regarding, administer and enforce the City's Governmental Ethics and Campaign Financing Ordinances
- Design and administer regulatory, educational and public disclosure programs mandated by these ordinances
- Promote and seek compliance with the standards embodied in these ordinances

Key Facts

The Board of Ethics trains and provides confidential guidance to City employees, officials, contractors, and members of the public, and administers and enforces the Governmental Ethics and Campaign Financing Ordinances. The board designs and conducts seminars and online ethics training programs, responds to inquiries, investigates or refers complaints and renders legal opinions and determinations regarding these ordinances. The board also oversees the annual filing of Statements of Financial Interests and other publicly available documents by City employees and officials, regulates lobbyists, and enforces the campaign contribution limitations imposed on persons doing or seeking to do business with the City and its sister agencies.

Goals

In 2010, Chicago became one of the few jurisdictions in the country to make "ethics disclosure forms" filed with the Board of Ethics available online (more than 11,000 in 2009 and 10,500 in 2010) for immediate public viewing. In 2011, the City will become the first jurisdiction that enables filers of these forms to actually file online and that makes filed disclosures available on the internet. This will greatly increase government transparency, improve efficiency and accuracy, and promote environmental friendliness.

The board's educational offerings and publications are important factors in explaining the continuous increases in the number of requests for confidential opinions and guidance. The board expects this



upward trend to grow by 30%, from an estimated 5,410 by year's end to 6,915 in 2011, as the Board assumes additional responsibilities working with the Legislative Inspector General as to complaints, investigations and formal adjudications of City Council members and staff.

The board has closely followed the changing legal and regulatory landscape in Illinois and the country on campaign financing, and will continue to aggressively enforce the limitations imposed on contributors under the City's Campaign Financing Ordinance in an election year.

Employees

Full Time Positions	Amount
	7

2011 Budget

Fund	Amount
Corporate Fund	\$598,894

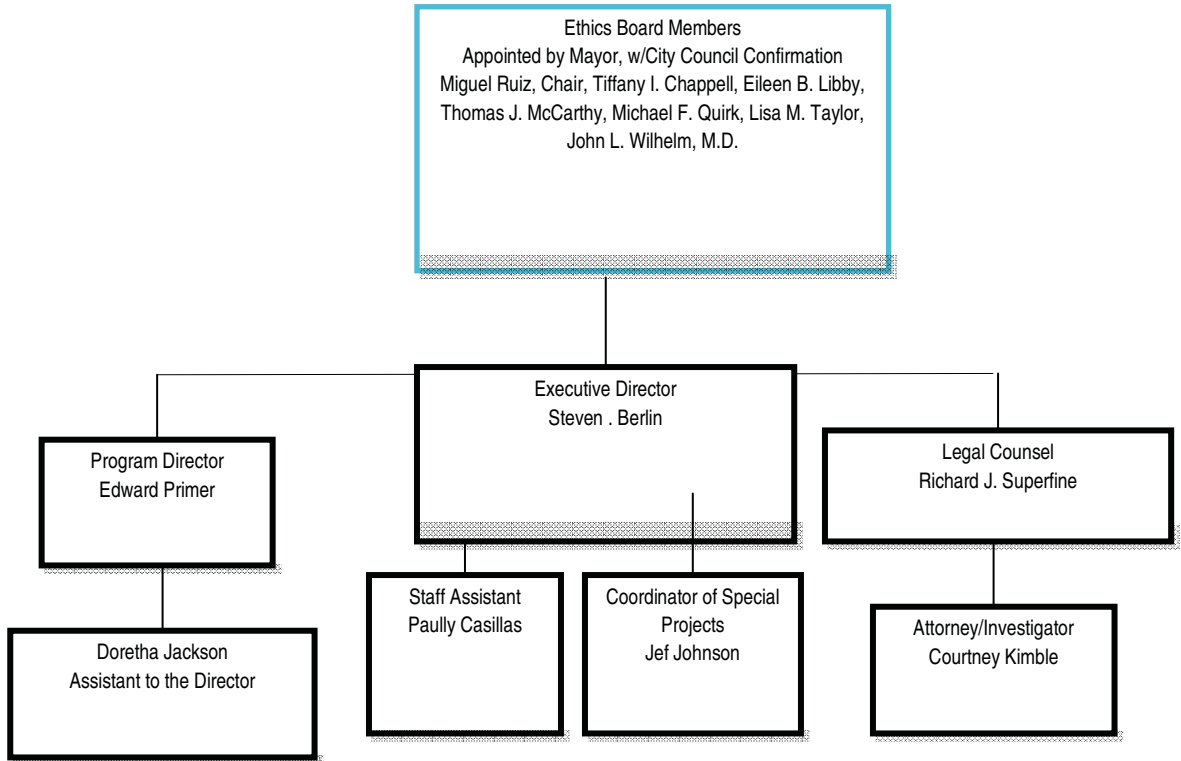
Significant Dates

Event	Date
EFIS system inaugurated—internet-based filing and retrieval of Statements of Financial Interests	3/1/11
2011 Mandatory Ethics training available	3/20/11

Major Contracts

Project	Term
Crowe Horwath—design/build/implement EFIS system	03/11

Organizational Chart



Facility Locations

Location	Address	Suite	Zip	Phone	Hours
Board of Ethics	740 North Sedgwick Avenue .	500	60654	312-744-9660	8:30-4:30

INFRASTRUCTURE SERVICES

DEPARTMENT OF STREETS AND SANITATION
CHICAGO DEPARTMENT OF TRANSPORTATION



Department of Streets and Sanitation

Thomas Byrne, Commissioner
121 North LaSalle Street, Suite 700
CHICAGO, IL 60602
Phone: (312) 744-4611
Email: tbyrne@cityofchicago.org

Central Purpose

- Manage the collection, recycling or disposal of residential refuse
- Sweep and plow streets
- Remove graffiti
- Clean vacant lots
- Demolish hazardous garages
- Tow illegally parked vehicles
- Enforce sanitation ordinances and abate rodents
- Plant, trim and remove trees

Key Facts

The Department of Streets & Sanitation (DSS) is one of the largest service providers in City government, completing an average of one million service requests every year.

DSS has field offices serving all 50 wards. The department's blue trucks are a regular presence on all of Chicago's main streets, side streets and alleys. Garbage and recycling trucks collect nearly one million tons of residential waste and 55,000 tons of recyclables annually. More than 240,000 households use this blue cart recycling.

Streets and Sanitation street sweepers clean approximately 295,000 lane miles of Chicago streets each year. The department coordinates a fleet of 273 snow mitigation trucks and 24 smaller plows from Snow Command located at the 911Center, where state-of-the-art technology monitors weather conditions and its impact on Chicago's roadways.

The Bureau of Forestry expects to trim approximately 18,000 trees and plant 1,000 trees in 2011. The bureau handled more than 21,000 tree emergencies in 2010.

Streets & Sanitation works closely with the many city communities through the Department's Neighborhood Services Office, field offices, C.A.P.S., Aldermanic Offices and the 311 system.



Each year, the department conducts citywide "Clean & Green" clean-up events. These efforts allow the department to work side-by-side with interested community groups who use City tools and supplies to help clean and beautify their neighborhoods.

Goals

Streets and Sanitation estimates that it will sweep approximately 295,000 miles of main and residential streets in 2010. Street sweeping collects trash and debris from curbs and gutters, keeping streets clean and helping to protect the environment. Street sweepers are instrumental in clearing gutters and drains so that rainwater and snowmelt can more efficiently drain into sewers. In 2011, the department projects that it will again sweep 295,000 miles of residential and main streets.

Streets and Sanitation receives more than 30,000 requests for rodent abatement each year. Rodent baiting and other abatement measures are key components of efforts to control the rodent population. The department projects that it will complete 15,000 requests for rodent abatement in 2011. Streets and Sanitation will complete more than 18,000 requests for tree trimming in 2010. The represents a decrease of 13,000 tree trims compared to 2010, when a total of 31,000 tree trim requests

were completed. The department will plant 1,000 new trees in 2010, a decrease of 2,000 compared to the 2010 total of 3,000 new trees planted. In 2011, Streets and Sanitation projects that it will remove 3,500 dead trees.

Employees

Full Time Positions	Amount
	2,576

2011 Budget

Fund	Amount
Corporate Fund	\$184,217,532
Vehicle Tax Fund	\$41,819,259
Motor Fuel Tax Fund	\$14,833,570
TOTAL	\$240,870,361

Grants

FEDERAL	
Grant or Program	Term
Urban and Community Forestry	
Chicago EAB Watershed Restoration \$500,000	October 1, 2010 to October 1, 2012

Key Agreements

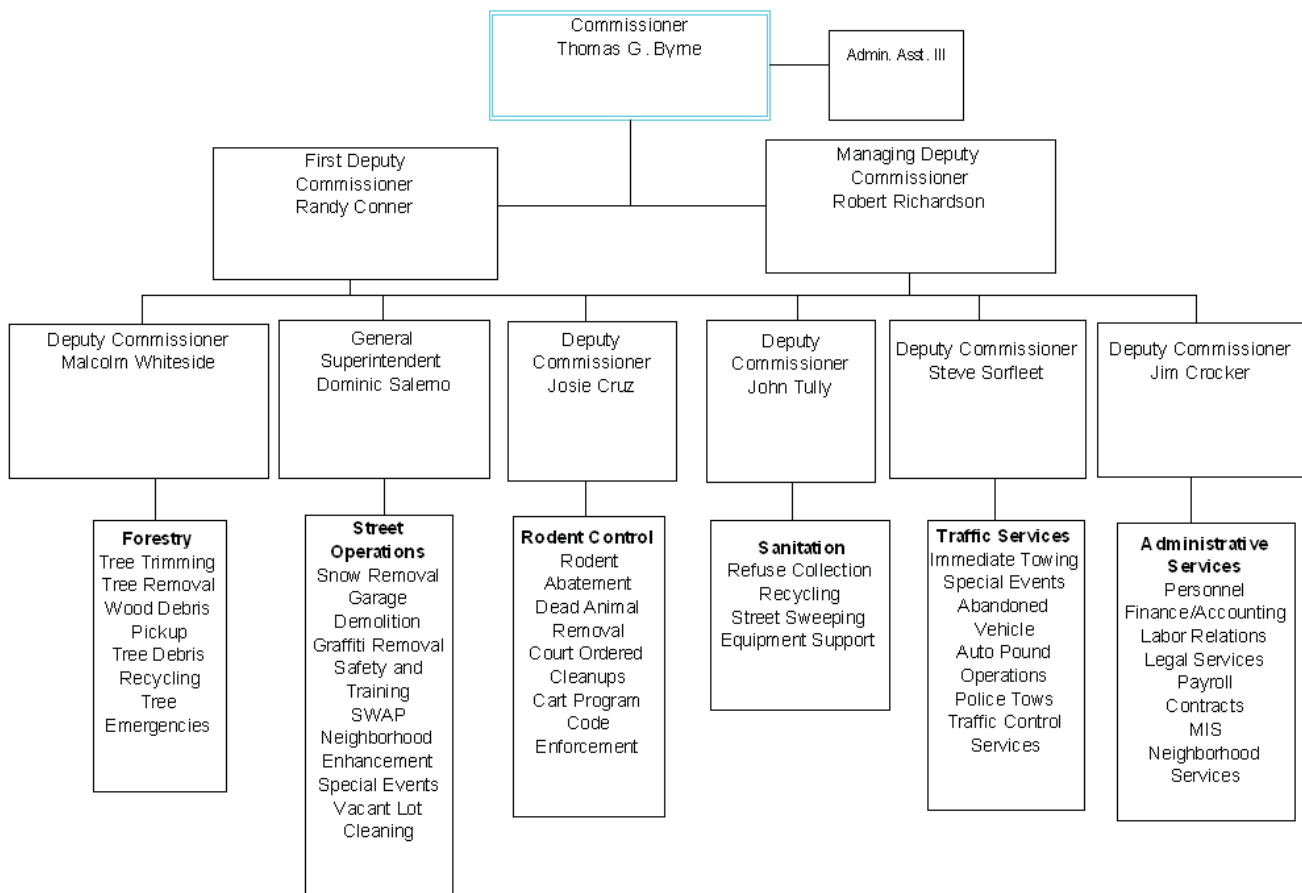
Project	Term
Safer Foundation	
Association House Community Assistance Program	
Woodlawn Organization Chicago Commons	

Major Contracts

Project	Term
Bulk Rock Salt and Deicing Materials	9/30/11
PO 15043-Road Solutions, Inc	
PO 15044-Detroit Salt Company	
PO 15045-Morton Salt Company	
PO 15046-North American Salt Company	
Weather Forecasting(also used by DOA)	10/31/11
PO 10041-Murray & Trettle	
Salt Tarps	9/30/12
PO 14703-Chicago United Industries	
City Owned MRRFS	2/15/13
PO 21472-Allied Waste (Medill)	
PO 21473-MAT Leasing (Northwest)	
PO 21474-Heatland Recycling (Lawndale)	
Transfer Station-Refuse/Bulk Refuse	6/30/16
PO 12198-HeartInad Recycling	
PO 12199-Recycling Systems	
PO 12202-Waste Management	
PO 12203-Allied Waste	
Roll Off Boxes	2/29/12
PO 19434-Brackenbox, Inc.	
Single Stream Recycling-Rev Generating	12/31/11
PO 16712-Resource Management	
PO 16720-Allied Waste	
PO 16730-Waste Management	
Black Mobile Refuse Carts	7/31/13
PO 15000 Chicago United Industries, Ltd	
Blue Mobile Refuse Carts	6/30/11
PO 13684-Chicago United Industries, Ltd	
Auto Pound Mgmt and Towing Services	1/31/13
PO 21089-United Road Towing	
Weed Cutting	2/28/13
PO 12886-Truck Tire Sales	
PO 12971-O'Wallace Landscaping	
PO 12970-Gilio Landscaping	
Tree Planting	12/31/11
PO 16225-Turf Care	
PO 16368-Aladdin	
PO 16510-Seven D (overall low bidder)	
Tree Stump Removal/Emergency Tree Removal Services	3/31/12

PO 14695-O'Wallace	
PO 14694-Winkler's Tree and Landscaping	
Emerald Ash Borer Supplies	9/30/13
PO 18405-Rainbow Treecare Scientific Advancement	
Pressure Washing	9/31/12
PO 15185-Pressure Washing Services	
Decorative Trash Receptacles	5/31/14
PO 17440-Chicago United Industries, Ltd	
High Visibility Protective Clothing	12/31/14
PO 16630-Equity Industrial	
Small Tools	12/31/12
PO 10071-Root Brothers	
Rodenticide	3/31/11
PO 11615-Chicago United Industries, Ltd	
Transfer Station - Refuse/Bulk Refuse	6/30/16
PO 12198-Heartland Recycling	
PO 12199-Recycling Systems	
PO 12202-Waste Management	
PO 12203-Allied	
Roll Off Boxes	2/29/12
PO 19434-Brackenbox, Inc	
Single Stream Recycling-Rev Generating	12/31/11
PO 16712-Resource Mgmt	
PO 16720-Allied Waste	
PO 16730-Waste Management	
Black Mobile Refuse Carts	7/31/13
PO 15000-Chicago United Industries, Ltd	
Blue Mobile Refuse Carts	6/30/11

Organizational Chart



Capital Projects

Program	Capital Project ID	Project Name	Funding Source	2010 Funding Amount
Other Economic Projects	34968	TREE PLANTING 2010	2006 GENERAL OBLIGATION BOND	200,000
Other Economic Projects	34968	TREE PLANTING 2010	2010 Tax Exempt	3,300,000

Facility Locations

Address	Description
4120 N Oak Park	Salt Storage
4141 N. Rockwell	47th Ward Sanitation office
4243 N. Neenah	38th Ward Sanitation office, Street Operations salt spreader parking, salt pile, Bureau of Electricity portal
4605 W. Lawrence	39th Ward & District 1 Sanitation offices
4639 N. Lamon	Sanitation Truck Parking, Salt Storage
4750 N. Sheridan	46th Ward Sanitation office
4835 N. Lipps	45th Ward Sanitation office
5333 N. Western	40th Ward Sanitation office, Bureau of Forestry vehicle parking and shop, Bureau of Electricity street light repair shop
5853 N. Broadway	48th Ward Sanitation office
6359 N. Manneheim	Auto Pound
6441 N. Ravenswood	49th & 50th Ward Sanitation offices, Refuse truck parking, Street Operations salt pile, salt truck parking, Bureau of Electricity truck parking
6453 W. Higgins	41st Ward Sanitation office
4501 N. Marine Dr.	Salt Storage
1150 N. Northbranch	32nd & 42nd Ward Sanitation offices
121 N. Lasalle St.	Department Central Administrative Office, Bureau of Sanitation Central Administrative Office, Street Ops CAO
1320 W. Concorde Pl.	43rd Ward Sanitation office, District 1 Sanitation Office, Sanitation N&T Parking lot
1501 W. School	44th Ward Sanitation office
1675 N Magnolia	Salt Storage
1827 N. Monticello	35th Ward Sanitation office
2817 N. Natoma	36th Ward Sanitation office
351 E Lower Randolph	Central office Loop Operations, truck / equipment parking, material storage.
400 E. Wacker Dr.	Auto Pound
4619 W. Homer	31st Ward Sanitation office, Cart Warehouse, Street Operations truck parking, Salt Station, Rodent Control north division office / poison storage, Bureau of
120 N. Racine	Traffic Services Central Administrative Office, Safety and Training office.
1752 S. Clark St.	Truck Parking
18th & LSD	Salt Storage

Address	Description
1944 W. Cullerton	25th Ward Sanitation office
2352 S. Ashland	Forestry CAO, Shops, Garage - Rodent Control CAO, Garage, Cart Storage, -Street Ops, Snow, Lot Cleaning, Neighborhood Serv. Graffiti,
2505 W. Grand Ave	1 st , 27 th Ward
3005 S. Rockwell	Salt Storage
3143 N. Rockwell	33rd Ward Sanitation office
3559 S. Maplewood	12th Ward Sanitation office
4251 W. Ferdinand	28th Ward Sanitation office, refuse truck parking, Salt Storage, spreader parking
4830 W. Chicago	37th Ward Sanitation office
5605 W. Grand	29th & 30th Ward Sanitation offices
701 N. Sacramento	Auto Pound
Grand & Rockwell	Salt Storage, truck parking
1411 W. Madison	Main Radio Desk, Snow Command, Towing Dispatch
2460 W. Cortland	26th Ward Sanitation office
1717 W. Pershing	11th Ward Sanitation office, Street Operations MTD foreman office, Traffic Services Special Services truck parking and barricade warehouse.
1756 W. 74th St.	15th & 18th Ward Sanitation offices
22nd & Federal	Salt Storage
2300 W. 52nd Street	District Sanitation office and refuse truck parking
2840 S. Calumet	2nd Ward Sanitation office
3357 W. 55th St.	14th Ward Sanitation office
3720 W. 55th St.	13th Ward Sanitation office
3812 S. Iron	Refuse truck parking, Salt Spreader Parking
3859 S. Iron	Salt Spreader Semi-tractor parking
3900 S. LSD	Salt Storage
4352 S. Cottage Gr.	4th Ward Sanitation office

Address	Description
5021 S. Wabash	3rd Ward Sanitation office
5301 S La Salle St	Salt Storage
6145 S. Throop	16th Ward Sanitation office
6401 S. Evans	20th Ward Sanitation office
3400 S. Lawndale	22nd Ward Sanitation office
11065 S. Homewood	19 th Ward Sanitation Office (Satellite)
11615 S. Indiana	9th Ward Sanitation Office
1619 E. 73rd St.	5th & 6th Ward Sanitation offices
611 W. 69th St.	17th Ward Sanitation office
829 W. 120th St.	Salt Storage, 34th Ward Sanitation Office
900 E. 103rd St.	District 5 Sanitation office, 8th Ward Office, Cart warehouse, Street Operations SWAP Program, Expressway Program, Snow Spreader
9160 S. Harbor	7th & 10th Ward Sanitation offices
95th & South Chicago	Salt Storage
8559 S. Vincennes	21st Ward Sanitation office
103rd & Doty Rd	Auto Pound

Unions Representing Department Employees

Agreements
Hoisting Engineers – IUOE Local 150
Laborers, Tree Trimmers – Local 1001
Motor Truck Drivers (all titles) – Teamsters Local 700
AFSCME
International Brotherhood of Painters



Department of Transportation
Bobby L. Ware, Commissioner
30 North LaSalle Street, Suite 1100
Chicago, IL 60602
Phone: (312) 744-3600
Email: Bobby.Ware@cityofchicago.org

Central Purpose

- Plan, design, construct, inspect and maintain surface transportation infrastructure (streets, alleys, sidewalks, curbs and gutters, bridges, viaducts, transit stations) to support and enhance neighborhoods and ensure safe and efficient travel
- Regulate the use of work on the public way, such as construction, oversized vehicles, newspaper stands, construction scaffolding and driveways
- Administer the Aldermanic Menu Program, which funds infrastructure improvements in each ward
- Install and replace traffic signs and maintain pavement markings to improve public safety
- Install and maintain street/alley lights and traffic signals

Key Facts

The Chicago Department of Transportation (CDOT) provides people in Chicago with safe and effective means of navigating the City by maintaining and rehabilitating the public way— including 3,775 miles of streets, more than 300 bridges and viaducts, 140 miles of on street bikeways and 2,800 signalized intersections. Each year, CDOT invests millions of dollars in this important infrastructure, which helps maintain Chicago's economic strength and improve residents' quality of life. CDOT also encourages alternatives to driving by managing the Bike and Pedestrian Programs, each designed to invest in improvements and promote safety through education and awareness. The department also processes over 106,000 public way permits, issued to private contractors, commercial utility companies, other City departments and other users.

Goals

In 2010, CDOT continued several projects funded through the American Recovery and Reinvestment Act (ARRA), the federal stimulus program. The reconstruction of LaSalle Drive from Lake Shore Drive to Clark started in the summer, and projects to improve Congress Parkway from Michigan to Wells



and Lake Park Avenue from 51st to 57th Streets were scheduled to begin by year's end.

Additionally, CDOT continues an expanded arterial street resurfacing program. In 2009-2010, ARRA funding supported more than 31 miles of arterial street resurfacing. In 2010-2011, state funding will support more than 37 miles of resurfacing.

2010 continued CDOT's bridge rehab and replacement program, with one major project completed (Lawrence Avenue viaduct over Kennedy) and one under way in fall (Laramie Avenue viaduct at Polk Street).

Reconstruction of North-South Wacker Drive from Randolph to Congress Parkway began January 3, 2011 and continues to December, 2012. Two major projects are scheduled for 2011: Halsted Street over North Branch Canal and Torrence Avenue vertical-lift bridge.

CDOT continues to administer the Aldermanic Menu Program. The funding for this program is \$66 million. Each ward is allocated \$1.32 million for improvements. These improvements can include street or alley resurfacing, sidewalk or curb and gutter maintenance, traffic signal modernization, street or alley lighting, installation of traffic calming elements and even re-designing on-street parking.

In 2010, CDOT completed more than 700 blocks of street resurfacing with an 85% on-time average. CDOT has set a target of 500 blocks of street resurfacing for 2011.

Critical Programs/Services to Assist Residents

Bicycle Program

The Bicycle Program builds and maintains bike-related infrastructure, including bike lanes, bike-parking facilities and bike signage. It also operates the Bicycling Ambassadors, CDOT Bike Program's safety, education and outreach arm. Ambassadors attend events and activities, and provide demonstrations and education.

DIGGER--Chicago Utility Alert Network

Digger is a 24-hour service network system established to prevent contractors and private citizens from hitting any existing utility line(s) when digging. This agency provides a free, one-call service to private contractors and homeowners within the City of Chicago's corporate limits.

Median Program

This program designs, constructs and maintains 100 miles of medians throughout the city.

Pedestrian Program

The Pedestrian Program coordinates pedestrian safety efforts citywide, reaching stakeholders and community groups to improve safety in high-crash corridors and make it easier and more convenient to walk throughout the city.

Safe Routes Ambassadors Program

The Safe Routes Ambassadors program provides bicycle and pedestrian safety education to Chicago schools and communities, reaching over 11,000 students and 2,000 parents and teachers annually.

Safe Routes for Seniors Program

The Safe Routes for Seniors program provides pedestrian safety services and education, annually reaching over 1,800 Chicago seniors with materials to help them remain active and safe throughout their lifetime.

Shared Cost Sidewalk Program

Through this program, property owners and the City

share the cost of a new sidewalk. Property owners pay a fixed per-square-foot cost that is well below what a private contractor would charge.

Streetscape and Sustainable Design Program

This program provides streetscape master-planning, design, construction coordination and long-term maintenance, including the Sustainable Streets Program, coordination of major bicycle infrastructure projects including Rails to Trails, design and implementation of neighborhood plazas, riverwalks, and the Green Alley Program.

Employees

Full Time Positions	Amount
	863

2011 Budget

Fund	Amount
Corporate Fund	\$76,307,654
Vehicle Tax Fund	\$29,633,858
Motor Fuel Tax Fund	\$20,596,430
Other Grant Fund	\$511,315,000
TOTAL	\$637,852,942

Significant Dates

Event	Date
Federal Fiscal Year	October 1 st – September 30 th
State Fiscal Year	July 1 st – June 30 th
Federal fiscal funds follow the State fiscal year and become available July 1 st .	
Menu Program distributed to the Aldermen	1 st Quarter.
Asphalt plants open	Early April
Bridge lift season	April - November

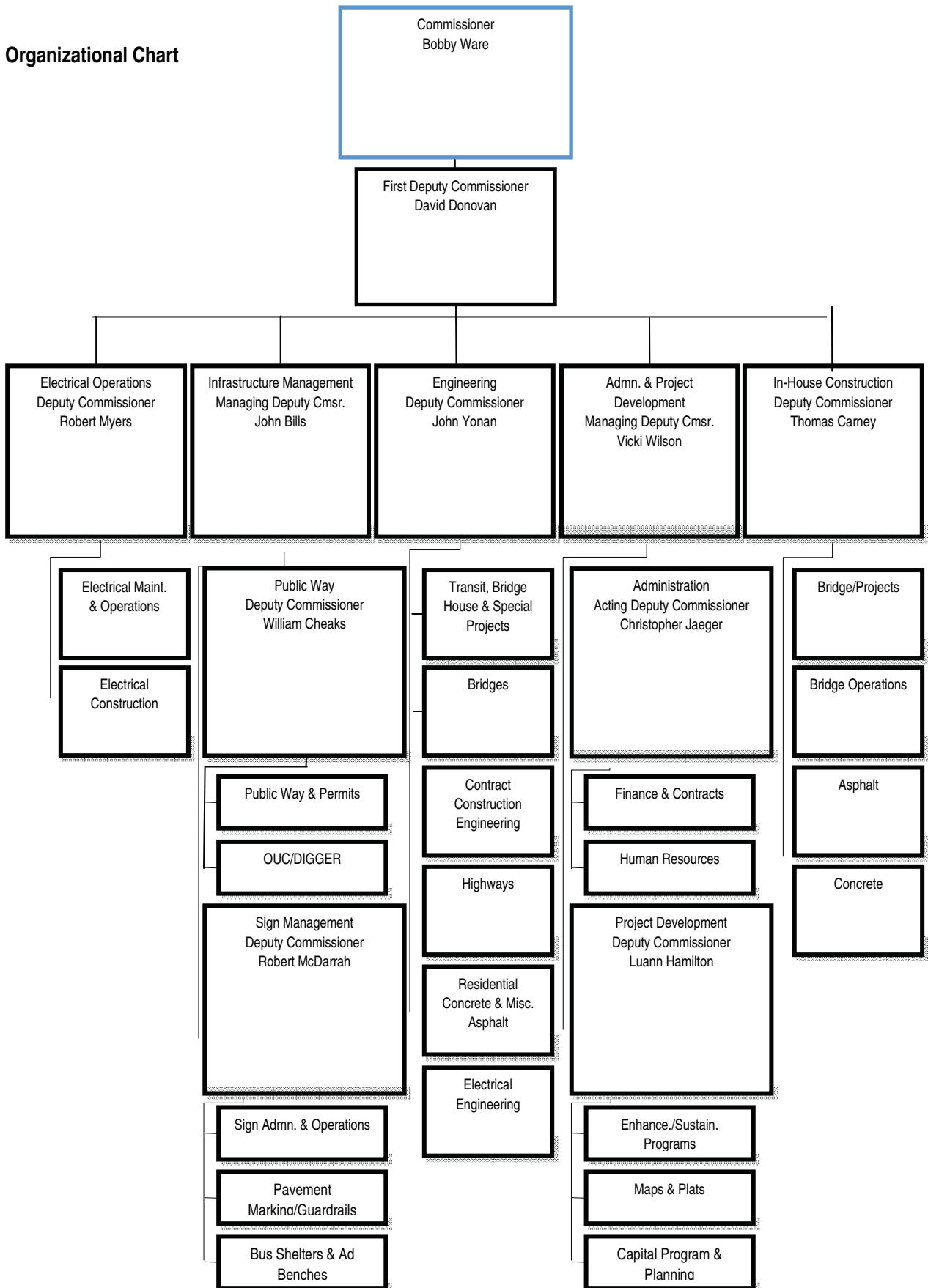
Key Agreements

Project	Term
CDOT works with the community and has various agreements where they maintain landscaping and architectural enhancements.	On-going
CDOT has received private donations for various public way improvements.	On-going

Major Contracts

Project
CDOT utilizes 176 commodities contracts, 268 professional services contracts, and 213 construction contracts to fulfill its mission. For additional details regarding the contracts in place, please see the Department of Procurement Services website.

Organizational Chart



Capital Projects

Program	Capital Project ID #	Project Name	Funding Source	2010 Funding Amount
Neighbor Space	34967	Decorative Fountain - 2010	GENERAL OBLIGATION BOND	\$500,000
Wetlands & Natural Areas	33667	Lincoln Village Floating Dock (Bank Stabilization & Prairie Planting)	OPEN SPACE IMPACT FEE FUND	\$190,521
Industrial Street Improvements	1885	130TH ST TORRENCE AVE BRAINARD AVE - INTERSECTION & GRADE SEPARATION (MAIN INTERSECTION WORK)	FEDERAL HIGH PRIORITY PROGRAM - 2010	\$7,200,000
Industrial Street Improvements	1885	130TH ST TORRENCE AVE BRAINARD AVE - INTERSECTION & GRADE SEPARATION (MAIN INTERSECTION WORK)	SURFACE TRANSPORT. PROGRAM	\$49,496,000
Industrial Street Improvements	1885	130TH ST TORRENCE AVE BRAINARD AVE - INTERSECTION & GRADE SEPARATION (MAIN INTERSECTION WORK)	2010 IL DEPT OF TRANSPORTATION	\$17,399,000
Other Economic Projects	32535	CHA - Rockwell Gardens Phase II	GENERAL OBLIGATION BOND	\$3,398,612
Other Economic Projects	34153	CHA - Ogden North	GENERAL OBLIGATION BOND	\$825,000
Other Economic Projects	34959	CHA Cabrini Green Phase 2	GENERAL OBLIGATION BOND	\$1,350,000
Other Economic Projects	34994	Landscape 2010 Program	GENERAL OBLIGATION BOND	\$6,000,000
Shoreline	2150	ILLINOIS SHORELINE PROTECTION - FULLERTON THEATER ON THE LAKE	GENERAL OBLIGATION BOND	\$8,470,070

Program	Capital Project ID #	Project Name	Funding Source	2010 Funding Amount
Shoreline	2150	ILLINOIS SHORELINE PROTECTION - FULLERTON THEATER ON THE LAKE	CHICAGO PARK DISTRICT	\$3,550,000
Shoreline	2262	ILLINOIS SHORELINE PROTECTION - 45TH - 51ST STREET	GENERAL OBLIGATION BOND	\$3,000,000
Shoreline	2262	ILLINOIS SHORELINE PROTECTION - 45TH - 51ST STREET	CHICAGO PARK DISTRICT	\$3,000,000
Streetscaping	1987	OGDEN OAKLEY TO PULASKI - MEDIAN (ENG PHASE I ONLY)	SURFACE TRANSPORT. PROGRAM	\$600,000
Streetscaping	2021	HOWARD ST. PAULINA TO SHERIDAN - STREETScape Ph. II	GENERAL OBLIGATION BOND	\$2,913,769
Streetscaping	2021	HOWARD ST. PAULINA TO SHERIDAN - STREETScape Ph. II	HOWARD-PAULINA REDEVELOPMENT TAX INC	\$1,870,000
Streetscaping	2085	LAWRENCE AVENUE STREETScape CHICAGO RIVER TO RAVENSWOOD AVE (ENG. ONLY)	WESTERN AVENUE NORTH	\$180,000
Streetscaping	32186	Irving Park Rd. Streetscape and Viaduct Improvement (Tripp to Kilpatrick)	GENERAL OBLIGATION BOND	\$1,988,751
Streetscaping	33724	LINCOLN/BELMONT/ASHLAND- SECTION II- STREETScape (DESIGN ONLY)	OTHER FEDERAL FUNDS	\$585,000
Streetscaping	34368	Roosevelt Albany to Homan	ROOSEVELT HUMAN INCREMENT TAX	\$2,687,500
Streetscaping	34368	Roosevelt Albany to Homan	MIDWEST	\$2,687,500

Program	Capital Project ID #	Project Name	Funding Source	2010 Funding Amount
Streetscaping	34638	FULLERTON AVE. ASHLAND TO SOUTHPORT (DESIGN ONLY)	ENHANCEMENT- SURFACE TRANS. PROGRAM	\$268,000
Streetscaping	34638	FULLERTON AVE. ASHLAND TO SOUTHPORT (DESIGN ONLY)	DEPARTMENT OF COMMERCE & ECONOMIC OPPORTUNITY	\$67,000
Streetscaping	34818	Lincoln Avenue Crosswalk Improvements at Catalpa and Maplewood	LINCOLN AVENUE	\$100,000
Streetscaping	34982	Woodard Plaza (Woodard St. @ Milwaukee/Kimball) TIF	FULLERTON/MILWAUKEE	\$560,000
Streetscaping	34984	Centennial Monument Bench Replacement 35th Ward TIF	FULLERTON/MILWAUKEE	\$110,000
Streetscaping	35453	Ward 30 & 38 - Streetscape/Lighting - Cicero Belmont - Addison - Roosevelt/Cicero TIF	BELMONT/CICERO	\$1,219,606
Viaduct Clearance Improvement	2372	79TH ST. @ LEAVITT (2200 W.)	GREATER SOUTHWEST INDUSTRIAL CORRIDOR (EAST)	\$606,200
Viaduct Clearance Improvement	2372	79TH ST. @ LEAVITT (2200 W.)	79TH STREET/SOUTHWEST HIGHWAY	\$606,200
Viaduct Clearance Improvement	2373	1010 S. CALIFORNIA AVENUE	GENERAL OBLIGATION BOND	\$50,000
Aldermanic Menu Program - 2010	34864	WARD 1 - 2010 MENU (Various Locations)	GENERAL OBLIGATION BOND	\$1,320,000
Aldermanic Menu Program - 2010	34865	WARD 2 - 2010 MENU (Various Locations)	GENERAL OBLIGATION BOND	\$1,320,000
Aldermanic Menu Program - 2010	34866	WARD 3 - 2010 MENU (Various Locations)	GENERAL OBLIGATION BOND	\$1,320,000

Program	Capital Project ID #	Project Name	Funding Source	2010 Funding Amount
Aldermanic Menu Program - 2010	34867	WARD 4 - 2010 MENU (Various Locations)	GENERAL OBLIGATION BOND	\$1,320,000
Aldermanic Menu Program - 2010	34868	WARD 5 - 2010 MENU (Various Locations)	GENERAL OBLIGATION BOND	\$1,320,000
Aldermanic Menu Program - 2010	34869	WARD 6 - 2010 MENU (Various Locations)	GENERAL OBLIGATION BOND	\$1,320,000
Aldermanic Menu Program - 2010	34870	WARD 7 - 2010 MENU (Various Locations)	GENERAL OBLIGATION BOND	\$1,320,000
Aldermanic Menu Program - 2010	34871	WARD 8 - 2010 MENU (Various Locations)	GENERAL OBLIGATION BOND	\$1,320,000
Aldermanic Menu Program - 2010	34872	WARD 9 - 2010 MENU (Various Locations)	GENERAL OBLIGATION BOND	\$1,320,000
Aldermanic Menu Program - 2010	34873	WARD 10 - 2010 MENU (Various Locations)	GENERAL OBLIGATION BOND	\$1,320,000
Aldermanic Menu Program - 2010	34874	WARD 11 - 2010 MENU (Various Locations)	GENERAL OBLIGATION BOND	\$1,320,000
Aldermanic Menu Program - 2010	34875	WARD 12 - 2010 MENU (Various Locations)	GENERAL OBLIGATION BOND	\$1,320,000
Aldermanic Menu Program - 2010	34876	WARD 13 - 2010 MENU (Various Locations)	GENERAL OBLIGATION BOND	\$1,320,000
Aldermanic Menu Program - 2010	34877	WARD 14 - 2010 MENU (Various Locations)	GENERAL OBLIGATION BOND	\$1,320,000
Aldermanic Menu Program - 2010	34878	WARD 15 - 2010 MENU (Various Locations)	GENERAL OBLIGATION BOND	\$1,320,000
Aldermanic Menu Program - 2010	34879	WARD 16 - 2010 MENU (Various Locations)	GENERAL OBLIGATION BOND	\$1,320,000
Aldermanic Menu Program - 2010	34880	WARD 17 - 2010 MENU (Various Locations)	GENERAL OBLIGATION BOND	\$1,320,000
Aldermanic Menu Program - 2010	34881	WARD 18 - 2010 MENU (Various Locations)	GENERAL OBLIGATION BOND	\$1,320,000

Program	Capital Project ID #	Project Name	Funding Source	2010 Funding Amount
Aldermanic Menu Program - 2010	34882	WARD 19 - 2010 MENU (Various Locations)	GENERAL OBLIGATION BOND	\$1,320,000
Aldermanic Menu Program - 2010	34883	WARD 20 - 2010 MENU (Various Locations)	GENERAL OBLIGATION BOND	\$1,320,000
Aldermanic Menu Program - 2010	34884	WARD 21 - 2010 MENU (Various Locations)	GENERAL OBLIGATION BOND	\$1,320,000
Aldermanic Menu Program - 2010	34885	WARD 22 - 2010 MENU (Various Locations)	GENERAL OBLIGATION BOND	\$1,320,000
Aldermanic Menu Program - 2010	34886	WARD 23 - 2010 MENU (Various Locations)	GENERAL OBLIGATION BOND	\$1,320,000
Aldermanic Menu Program - 2010	34887	WARD 24 - 2010 MENU (Various Locations)	GENERAL OBLIGATION BOND	\$1,320,000
Aldermanic Menu Program - 2010	34888	WARD 25 - 2010 MENU (Various Locations)	GENERAL OBLIGATION BOND	\$1,320,000
Aldermanic Menu Program - 2010	34889	WARD 26 - 2010 MENU (Various Locations)	GENERAL OBLIGATION BOND	\$1,320,000
Aldermanic Menu Program - 2010	34890	WARD 27 - 2010 MENU (Various Locations)	GENERAL OBLIGATION BOND	\$1,320,000
Aldermanic Menu Program - 2010	34891	WARD 28 - 2010 MENU (Various Locations)	GENERAL OBLIGATION BOND	\$1,320,000
Aldermanic Menu Program - 2010	34892	WARD 29 - 2010 MENU (Various Locations)	GENERAL OBLIGATION BOND	\$1,320,000
Aldermanic Menu Program - 2010	34893	WARD 30 - 2010 MENU (Various Locations)	GENERAL OBLIGATION BOND	\$1,320,000
Aldermanic Menu Program - 2010	34894	WARD 31 - 2010 MENU (Various Locations)	GENERAL OBLIGATION BOND	\$1,320,000
Aldermanic Menu Program - 2010	34895	WARD 32 - 2010 MENU (Various Locations)	GENERAL OBLIGATION BOND	\$1,320,000
Aldermanic Menu Program - 2010	34896	WARD 33 - 2010 MENU (Various Locations)	GENERAL OBLIGATION BOND	\$1,320,000

Program	Capital Project ID #	Project Name	Funding Source	2010 Funding Amount
Aldermanic Menu Program - 2010	34897	WARD 34 - 2010 MENU (Various Locations)	GENERAL OBLIGATION BOND	\$1,320,000
Aldermanic Menu Program - 2010	34898	WARD 35 - 2010 MENU (Various Locations)	GENERAL OBLIGATION BOND	\$1,320,000
Aldermanic Menu Program - 2010	34899	WARD 36 - 2010 MENU (Various Locations)	GENERAL OBLIGATION BOND	\$1,320,000
Aldermanic Menu Program - 2010	34900	WARD 37 - 2010 MENU (Various Locations)	GENERAL OBLIGATION BOND	\$1,320,000
Aldermanic Menu Program - 2010	34901	WARD 38 - 2010 MENU (Various Locations)	GENERAL OBLIGATION BOND	\$1,320,000
Aldermanic Menu Program - 2010	34902	WARD 39 - 2010 MENU (Various Locations)	GENERAL OBLIGATION BOND	\$1,320,000
Aldermanic Menu Program - 2010	34903	WARD 40 - 2010 MENU (Various Locations)	GENERAL OBLIGATION BOND	\$1,320,000
Aldermanic Menu Program - 2010	34904	WARD 41 - 2010 MENU (Various Locations)	GENERAL OBLIGATION BOND	\$1,320,000
Aldermanic Menu Program - 2010	34905	WARD 42 - 2010 MENU (Various Locations)	GENERAL OBLIGATION BOND	\$1,320,000
Aldermanic Menu Program - 2010	34906	WARD 43 - 2010 MENU (Various Locations)	GENERAL OBLIGATION BOND	\$1,320,000
Aldermanic Menu Program - 2010	34907	WARD 44 - 2010 MENU (Various Locations)	GENERAL OBLIGATION BOND	\$1,320,000
Aldermanic Menu Program - 2010	34908	WARD 45 - 2010 MENU (Various Locations)	GENERAL OBLIGATION BOND	\$1,320,000
Aldermanic Menu Program - 2010	34909	WARD 46 - 2010 MENU (Various Locations)	GENERAL OBLIGATION BOND	\$1,320,000
Aldermanic Menu Program - 2010	34910	WARD 47 - 2010 MENU (Various Locations)	GENERAL OBLIGATION BOND	\$1,320,000
Aldermanic Menu Program - 2010	34911	WARD 48 - 2010 MENU (Various Locations)	GENERAL OBLIGATION BOND	\$1,320,000

Program	Capital Project ID #	Project Name	Funding Source	2010 Funding Amount
Aldermanic Menu Program - 2010	34912	WARD 49 - 2010 MENU (Various Locations)	GENERAL OBLIGATION BOND	\$1,320,000
Aldermanic Menu Program - 2010	34913	WARD 50 - 2010 MENU (Various Locations)	GENERAL OBLIGATION BOND	\$1,320,000
Aldermanic Menu Program - 2010	35472	Ward 29 - Res. St. Resurf. & Alley Resurf. - (Austin Comm. TIF \$ ONLY)	AUSTIN COMMERCIAL	\$261,200
Alley Construction Program	35272	Alley Construction South Area - 25th Ward (Blue Island Damen to Hoyne)	PILSEN INDUSTRIAL CORRIDOR	\$260,000
Alley Construction Program	35275	Alley Construction North Area - 37th Ward (4800 W. Bloomingdale)	GALEWOOD/ARMITAGE INDUSTRIAL	\$190,000
Alley Construction Program	35463	915 N. Cicero 37th Ward - Alley Construction North Area	NORTHWEST INDUSTRIAL CORRIDOR	\$275,000
Alley Construction Program	35464	5100 W. Division 37th Ward - Alley Construction North Area	AUSTIN COMMERCIAL	\$240,000
Alley Construction Program	35546	Alley Construction North Area - 30th Ward 2010 Menu & TIF (2431 N. Harding)	GENERAL OBLIGATION BOND	\$40,000
Alley Construction Program	35546	Alley Construction North Area - 30th Ward 2010 Menu & TIF (2431 N. Harding)	PULASKI INDUSTRIAL CORRIDOR	\$75,000
Lighting	5402	GROUP RELAMPING- 2009	GENERAL OBLIGATION BOND	\$800,000
Lighting	5416	GROUP RELAMPING- 2010	GENERAL OBLIGATION BOND	\$800,000
Lighting	32279	2010-RESIDENTIAL STAGGERED LIGHTING PROGRAM	GENERAL OBLIGATION BOND	\$6,000,000
Lighting	34707	119TH STREET-ASHLAND	WEST PULLMAN	\$40,500

Program	Capital Project ID #	Project Name	Funding Source	2010 Funding Amount
		TO PEORIA-34TH WARD-TIF	INDUSTRIAL PARK	
Lighting	34707	119TH STREET-ASHLAND TO PEORIA-34TH WARD-TIF	119TH/I-57	\$24,300
Lighting	34722	MADISON-SACRAMENTO TO WESTERN LIGHTING-2ND WARD TIF	MIDWEST	\$63,100
Lighting	34723	CONGRESS-VAN BUREN & ADAMS FROM LARAMIE TO LOTUS	HARRISON/CENTRAL	\$585,000
Lighting	35105	LAKESHORE DRIVE ARTERIAL LIGHTING UPGRADES	ENERGY EFFICIENCY & CONSERVATION BLOCK GRANT	\$1,410,000
Lighting	35106	WESTERN AVE. ARTERIAL LIGHTING UPGRADES	ENERGY EFFICIENCY & CONSERVATION BLOCK GRANT	\$1,410,000
Lighting	35107	ALLEY LIGHTING UPGRADE- NORTH	ENERGY EFFICIENCY & CONSERVATION BLOCK GRANT	\$2,350,000
Lighting	35108	ALLEY LIGHTING UPGRADE- SOUTH	ENERGY EFFICIENCY & CONSERVATION BLOCK GRANT	\$2,350,000
Lighting	35111	A & E CONSTRUCTION MANAGEMENT	ENERGY EFFICIENCY & CONSERVATION BLOCK GRANT	\$770,000
Lighting	35207	79th ST. WOOD - WESTERN - ARTERIAL LIGHTING & S/W -18TH WARD-TIF	79TH STREET/SOUTHWEST HIGHWAY	\$1,400,000
Lighting	35210	1757 W. BELLE PLAINE- 47TH WARD- TIF FUNDING	RAVENSWOOD INDUSTRIAL	\$800
Lighting	35213	NORWOOD-HAMILTON TO DAMEN-40TH WARD-TIF	WEST RIDGE PETERSON TAX IC	\$100,000

Program	Capital Project ID #	Project Name	Funding Source	2010 Funding Amount
		FUNDED		
Lighting	35267	LEXINGTON-KEDZIE TO ST. LOUIS- LIGHTING-24TH WARD TIF	HOMAN-ARTHINGTON	\$195,000
Lighting	35268	FILLMORE-PULASKI TO KILDARE-LIGHTING-24TH WARD TIF	ROOSEVELT HOMAN INCREMENT TAX	\$195,000
Lighting	35281	LIGHTING-PRINCETON-CERMAK TO TAN COURT- 25TH WARD TIF	CHINATOWN REDEVELOPMENT TAX INC	\$4,200
Lighting	35282	LIGHTING-ARCHER AVE.- STEWART TO PRINCETON- 25TH WARD TIF	ARCHER COURTS	\$17,650
Lighting	35283	LIGHTING-18TH ST.- STEWART TO WENTWORTH AVE.-25TH WARD TIF	RIVER SOUTH INCREMENTAL TAX FUND (TIF)	\$42,850
Lighting	35360	NORTH AVE- HOMAN TO KEDZIE-LIGHTING 26TH WARD- TIF	HUMBOLDT PARK COMMERCIAL	\$700,000
Lighting	35361	ARMITAGE-LAWNDALE TO KIMBALL-LIGHTING 26TH WARD-TIF	FULLERTON/MILWAUKEE	\$35,000
Lighting	35362	GRAND AVE.-CENTRAL PARK TO WESTERN- LIGHTING 26TH WARD-TIF	KINZIE INDUSTRIAL CORRIDOR	\$500,000
Lighting	35410	WESTERN AVE.-18TH ST. TO 21ST LIGHTING-25TH WARD-TIF FUNDING	WESTERN/OGDEN	\$27,500

Program	Capital Project ID #	Project Name	Funding Source	2010 Funding Amount
Lighting	35411	DAUPHIN 90TH ST. TO 92ND ST. RESIDENTIAL LIGHTING-8TH WARD-TIF FUNDING	STONY ISLAND AVENUE COMMERCIAL AND BURNSIDE INDUSTRIAL CORRIDORS	\$130,000
Lighting	35412	WILCOX-WASHTENAW TO ROCKWELL LIGHTING-2ND WARD-TIF FUNDING	MIDWEST	\$14,300
Lighting	35414	GLADYS-CALIFORNIA TO ROCKWELL/WASHTENAW-VAN BUREN TO JACKSON-2ND WARD-TIF FUNDING	MIDWEST	\$24,050
Lighting	35415	SACRAMENTO-LAKE ST. TO POLK-2ND WARD-TIF FUNDING	MIDWEST	\$55,850
Lighting	35416	CERMAK-STATE ST. TO CALUMET AVE.-2ND WARD-TIF FUNDING	MICHIGAN/CERMAK INCREMENT TAX	\$200,000
Lighting	35424	STROGER HOSPITAL-LIGHTING-2ND WARD-TIF FUNDING	MIDWEST	\$103,550
Lighting	35425	JACKSON/VAN BUREN FROM WESTERN TO SACRAMENTO-LIGHTING-2ND WARD-TIF FUNDING	MIDWEST	\$158,500
Lighting	35427	RACINE 63RD TO 67TH ST./MORGAN 59TH TO 63RD ST.RESIDENTIAL LIGHTING-16TH WARD-TIF FUNDING	ENGLEWOOD NEIGHBORHOOD	\$1,040,000
Lighting	35437	EDGEWATER-HERMITAGE TO ASHLAND AND ON ASHLAND HOLLYWOOD-LIGHTING-40TH WARD-TIF FUNDING	EDGEWATER/ASHLAND	\$358,000

Program	Capital Project ID #	Project Name	Funding Source	2010 Funding Amount
Lighting	35438	ASHLAND-HOLLYWOOD TO ROSEHILL(EAST SIDE ONLY)-LIGHTING-40TH WARD-TIF	CLARK STREET AND RIDGE AVENUE	\$217,000
Lighting	35439	63RD STREET-OAKLEY TO HAMILTON-LIGHTING-15TH WARD-TIF FUNDING	60TH AND WESTERN	\$9,450
Lighting	35467	25TH WARD- 9 LOCATIONS- LIGHTING-TIF FUNDING	PILSEN INDUSTRIAL CORRIDOR (SERIES 2004B)	\$165,550
Lighting	35468	900 SOUTH MENARD- LIGHTING-29TH WARD-TIF FUNDED	ROOSEVELT/CICERO	\$130,000
Lighting	35469	MONITOR-DIVISION TO HIRSCH-29TH WARD- LIGHTING-TIF FUNDED	AUSTIN COMMERCIAL	\$39,000
Lighting	35488	16TH WARD-2010 RESIDENTIAL LIGHTING- CSX FUNDING	CSX REDEVELOPMENT	\$650,000
Lighting	35569	UNIVERSITY & GREENWOOD FROM 97TH TO 98TH-8TH WARD-TIF PROJECT	STONY ISLAND AVENUE COMMERCIAL AND BURNSIDE INDUSTRIAL CORRIDORS	\$145,000
Lighting	35570	WILSON AVE.-WOLCOTT TO HEMITAGE-47TH WARD-TIF FUNDING	RAVENSWOOD INDUSTRIAL	\$250,000
Lighting	35571	MORGAN-65TH ST. TO 67TH ST.-17TH WARD-TIF FUNDING	ENGLEWOOD NEIGHBORHOOD	\$130,000
New Street Construction	33786	48th St. Racine Ave. to Morgan St. - WPA/New Street Construction	47TH/HALSTED	\$1,300,000

Program	Capital Project ID #	Project Name	Funding Source	2010 Funding Amount
New Street Construction	35392	Loomis St. 120th St. to Dead End South of 121st St. - New St. Const.	WEST PULLMAN INDUSTRIAL PARK	\$75,000
New Street Construction	35393	116th St. Halsted St. to Green Street - New St. Construction	119TH AND HALSTED	\$728,000
Other Neighborhood Improvements	32388	Priority Area ADA Ramp Improvements-2010	GENERAL OBLIGATION BOND	\$4,544,000
Other Neighborhood Improvements	32388	Priority Area ADA Ramp Improvements-2010	SURFACE TRANSPORT. PROGRAM	\$4,000,000
Other Neighborhood Improvements	32388	Priority Area ADA Ramp Improvements-2010	CENTRAL WEST	\$36,000
Other Neighborhood Improvements	32388	Priority Area ADA Ramp Improvements-2010	LASALLE/CENTRAL	\$870,000
Other Neighborhood Improvements	34429	Safe Routes to School - St. Agatha	CONGESTION MITIGATION AIR QUALITY	\$128,000
Other Neighborhood Improvements	34430	Safe Routes to School - San Miguel	CONGESTION MITIGATION AIR QUALITY	\$128,000
Other Neighborhood Improvements	34432	Safe Routes to School - Lane Tech	CONGESTION MITIGATION AIR QUALITY	\$128,000
Other Neighborhood Improvements	34836	2658 W. Belmont Bus Pad	ADDISON CORRIDOR NORTH	\$22,700
Other Neighborhood Improvements	34973	Street Speed Humps - 1400 to 1600 Evergreen 27th Ward - TIF	NEAR NORTH (SERIES 1999A)	\$7,000

Program	Capital Project ID #	Project Name	Funding Source	2010 Funding Amount
Other Neighborhood Improvements	34974	Street Speed Humps -1821 1855 2001 S. Kilbourn 24th Ward TIF	ROOSEVELT/CICERO	\$5,253
Other Neighborhood Improvements	35353	Ward 40 - Clark St. & Thome - Pavement Marking/Crosswalks - Clark/Ridge TIF	CLARK STREET AND RIDGE AVENUE	\$18,583
Other Neighborhood Improvements	35495	Ward 25 - Chinatown Parking Lot Resurfacing - 2100 S. Archer - Chinatown Basin TIF	CHINATOWN REDEVELOPMENT TAX INC	\$207,275
Residential Street Resurfacing	34592	Adams: Halsted to Paulina - STREET RESURFACING	CENTRAL WEST	\$1,777,502
Residential Street Resurfacing	34592	Adams: Halsted to Paulina - STREET RESURFACING	NEAR WEST (SERIES 2000)	\$197,503
Residential Street Resurfacing	34953	Roscoe California to Elston Street Resurfacing - 33rd Ward TIF	ADDISON CORRIDOR NORTH	\$86,460
Residential Street Resurfacing	34954	Ward 20 - Woodlawn 63rd - 65th; St & G-wood 63rd St. - 64th St. Street Resurf & S/W - Woodlawn TIF	WOODLAWN	\$455,738
Residential Street Resurfacing	34955	39th Ward TIF - St. Resurf. - Leland Hamlin - Lawndale; Ainslie Kedzie - Kimball	LAWRENCE/KEDZIE	\$197,210
Residential Street Resurfacing	34956	Polk Leamington Lavergne - Street Resurfacing 24th Ward TIF	ROOSEVELT/CICERO	\$360,000
Residential Street Resurfacing	34957	Bross St. Western to Hoyne - Street Resurfacing 12th Ward	PILSEN INDUSTRIAL CORRIDOR	\$171,566
Residential Street Resurfacing	35349	Ward 2 - 2010 - Res. St. Resurfacing - Midwest TIF	MIDWEST	\$561,644

Program	Capital Project ID #	Project Name	Funding Source	2010 Funding Amount
Residential Street Resurfacing	35350	Ward 2 - 2010 - Res. St. Resurf.- Maypole Campbell - Talman (Kinzie TIF)	KINZIE INDUSTRIAL CORRIDOR	\$216,189
Residential Street Resurfacing	35351	Ward 2 - 2010 - Res. St. Resurf. & Lighting - Ogden/Western TIF	WESTERN/OGDEN	\$1,082,161
Residential Street Resurfacing	35352	Wards 2 3 & 4 - 2010 Res. St. Resurf. & Lighting - Bronzeville TIF	BRONZEVILLE	\$2,574,362
Residential Street Resurfacing	35356	Ward 11 - 2010 - Res. St. Resurf. - 35th/Halsted TIF	35TH AND HALSTED	\$376,261
Residential Street Resurfacing	35359	Ward 11 - St. Resurf. - Emerald Root - 43rd (47th/Halsted TIF)	47TH/HALSTED	\$239,965
Residential Street Resurfacing	35365	Ward 11 - 2010 - Res. St. Resurf. - Fuller Eleanor - Grady - Pilsen TIF	PILSEN INDUSTRIAL CORRIDOR	\$230,541
Residential Street Resurfacing	35367	Ward 24 - Res. St. Resurf. - 3100 W. Lexington - Midwest TIF	MIDWEST	\$109,286
Residential Street Resurfacing	35368	Ward 25 - Res. St. Resurf. - Oakley 1200 - 1300 S. - Western/Ogden TIF	WESTERN/OGDEN	\$262,171
Residential Street Resurfacing	35370	Ward 25 - 2010 Res. St. Resurf. - 28th St. Western - Leavitt - Pilsen TIF	PILSEN INDUSTRIAL CORRIDOR	\$283,319
Residential Street Resurfacing	35371	Ward 28 - Res. St. Resurf. - 15th St. Western - RR - Western/Ogden TIF	WESTERN/OGDEN	\$270,000
Residential Street Resurfacing	35372	Ward 47 - 2010 Residential St. Resurf. - Ravenswood TIF - Ravenswood Irving - Berteau	RAVENSWOOD INDUSTRIAL	\$251,415

Program	Capital Project ID #	Project Name	Funding Source	2010 Funding Amount
Residential Street Resurfacing	35489	Ward 29 - Residential St. Resurfacing - Parkside Madison - Adams (Madison/Austin TIF \$ Only)	MADISON/AUSTIN CORRIDOR	\$96,000
Residential Street Resurfacing	35490	Ward 37 - St. Resurf. (1600 N. Kenton) & Curb/SW 4600-4700 W. Augusta (NW Ind. Corr. TIF)	NORTHWEST INDUSTRIAL CORRIDOR	\$350,000
Residential Street Resurfacing	35558	2010 - Ward 2 - Res. St. Resurfacing & Sidewalk Repl. - Near West TIF	MADISON RACINE REDEVELOPMENT TAX INC	\$859,970
Sidewalk Construction Program	5744	SHARED SIDEWALK PROGRAM- 2010	GENERAL OBLIGATION BOND	\$3,000,000
Sidewalk Construction Program	5744	SHARED SIDEWALK PROGRAM- 2010	PRIVATE FUNDS	\$2,000,000
Sidewalk Construction Program	5747	RECONSTRUCT & REPAIR VAULTED SIDEWALKS - 2010	GENERAL OBLIGATION BOND	\$3,000,000
Sidewalk Construction Program	34824	208 S. Jefferson / 601 W. Adams Vaulted Sidewalk Fill-in - 2nd Ward	CANAL/CONGRESS	\$82,255
Sidewalk Construction Program	35042	Hazardous Right of Way Repair - 2010	GENERAL OBLIGATION BOND	\$6,000,000
Sidewalk Construction Program	35287	Ward 3 - In-House Curb/Gutter - 47th Pl. Racine - Aberdeen - 47th/Halsted TIF	47TH/HALSTED	\$53,416
Sidewalk Construction Program	35357	Ward 11 - 2010 - Sidewalk Repl. - Stockyards Annex TIF	STOCKYARDS ANNEX	\$573,712

Program	Capital Project ID #	Project Name	Funding Source	2010 Funding Amount
Sidewalk Construction Program	35366	Ward 23 - Red Stamped Concrete Trees Bus Pad -@ Archer/Kostner	51ST/ARCHER	\$192,559
Sidewalk Construction Program	35369	Ward 25 - S. Water Market S/W - Morgan 14th Pl. - 15th St. & Racine 14th Pl. - 15th St.	GENERAL OBLIGATION BOND	\$36,754
Sidewalk Construction Program	35369	Ward 25 - S. Water Market S/W - Morgan 14th Pl. - 15th St. & Racine 14th Pl. - 15th St.	ROOSEVELT/RACINE	\$67,383
Sidewalk Construction Program	35369	Ward 25 - S. Water Market S/W - Morgan 14th Pl. - 15th St. & Racine 14th Pl. - 15th St.	ROOSEVELT/UNION	\$100,053
Bridge Improvements	4067	BRIDGE ANNUAL INSPECTION PROGRAM	SURFACE TRANSPORT. PROGRAM	\$3,200,000
Bridge Improvements	4067	BRIDGE ANNUAL INSPECTION PROGRAM	STATE FUNDS FY2009	\$800,000
Bridge Improvements	4266	LAKE SHORE DRIVE OVER LAWRENCE AVE & OVER WILSON AVE	SURFACE TRANSPORT. PROGRAM	\$1,200,000
Bridge Improvements	4266	LAKE SHORE DRIVE OVER LAWRENCE AVE & OVER WILSON AVE	STATE FUNDS FY2009	\$300,000
Bridge Improvements	4267	LAKE SHORE DRIVE OVER LASALLE DR	SURFACE TRANSPORT. PROGRAM	\$480,000
Bridge Improvements	4267	LAKE SHORE DRIVE OVER LASALLE DR	STATE FUNDS FY2009	\$120,000
Bridge Improvements	4271	CHICAGO AVE (650 W TO 850 W) & HALSTED ST (725 N TO 850 N) - DESIGN ONLY	SURFACE TRANSPORT. PROGRAM	\$800,000
Bridge Improvements	4271	CHICAGO AVE (650 W TO 850 W) & HALSTED ST (725 N TO 850 N) - DESIGN ONLY	FUNDING TO BE DETERMINED	\$200,000

Program	Capital Project ID #	Project Name	Funding Source	2010 Funding Amount
Bridge Improvements	4272	CHICAGO AVE BRIDGE OVER THE CHICAGO RIVER	SURFACE TRANSPORT. PROGRAM	\$1,120,000
Bridge Improvements	4272	CHICAGO AVE BRIDGE OVER THE CHICAGO RIVER	STATE FUNDS FY2009	\$280,000
Bridge Improvements	4643	HALSTED ST BRIDGE OVER N BR CANAL	FEDERAL HIGH PRIORITY PROGRAM - 2010	\$480,000
Bridge Improvements	4643	HALSTED ST BRIDGE OVER N BR CANAL	SURFACE TRANSPORT. PROGRAM	\$17,920,000
Bridge Improvements	4654	WACKER DRIVE RECONSTRUCTION (ENG/ROW ONLY)	HIGHWAY BRIDGE PROGRAM	\$4,080,000
Bridge Improvements	4654	WACKER DRIVE RECONSTRUCTION (ENG/ROW ONLY)	FEDERAL HIGH PRIORITY PROGRAM - 2010	\$2,000,000
Bridge Improvements	4654	WACKER DRIVE RECONSTRUCTION (ENG/ROW ONLY)	2010 IL DEPT OF TRANSPORTATION	\$1,020,000
Bridge Improvements	4665	OAKWOOD BLVD VIADUCT OVER METRA / ICGRR - REHAB (DESIGN ONLY)	SURFACE TRANSPORT. PROGRAM	\$560,000
Bridge Improvements	4665	OAKWOOD BLVD VIADUCT OVER METRA / ICGRR - REHAB (DESIGN ONLY)	STATE FUNDS FY2009	\$140,000
Bridge Improvements	4666	LARAMIE AV VIADUCT AT POLK ST - REHAB	HIGHWAY BRIDGE REPAIR/REPLACEMENT	\$3,520,000
Bridge Improvements	4666	LARAMIE AV VIADUCT AT POLK ST - REHAB	SURFACE TRANSPORT. PROGRAM	\$9,680,000
Bridge Improvements	4666	LARAMIE AV VIADUCT AT POLK ST - REHAB	STATE FUNDS FY2009	\$1,300,000
Bridge Improvements	4666	LARAMIE AV VIADUCT AT POLK ST - REHAB	ILLINOIS COMMERCE COMMISSION	\$2,000,000

Program	Capital Project ID #	Project Name	Funding Source	2010 Funding Amount
Bridge Improvements	4678	MADISON ST VIADUCT OVER UNION STATION - REHABILITATION	SURFACE TRANSPORT. PROGRAM	\$1,280,000
Bridge Improvements	4678	MADISON ST VIADUCT OVER UNION STATION - REHABILITATION	STATE FUNDS FY2009	\$320,000
Bridge Improvements	4678	MADISON ST VIADUCT OVER UNION STATION - REHABILITATION	LASALLE/CENTRAL	\$3,500,000
Bridge Improvements	4680	TORRENCE AV BRIDGE OVER CALUMET RIVER - REHAB	GENERAL OBLIGATION BOND	\$2,000,000
Bridge Improvements	4680	TORRENCE AV BRIDGE OVER CALUMET RIVER - REHAB	SURFACE TRANSPORT. PROGRAM	\$24,000,000
Bridge Improvements	32368	CITY-WIDE EXPRESSWAY OVERPASSES - CONSTRUCTION ENGINEERING	SURFACE TRANSPORT. PROGRAM	\$444,000
Bridge Improvements	32368	CITY-WIDE EXPRESSWAY OVERPASSES - CONSTRUCTION ENGINEERING	STATE FUNDS FY2009	\$111,000
Bridge Improvements	32369	WELLS ST BRIDGE OVER THE CHICAGO RIVER	SURFACE TRANSPORT. PROGRAM	\$800,000
Bridge Improvements	32369	WELLS ST BRIDGE OVER THE CHICAGO RIVER	STATE FUNDS FY2009	\$200,000
Bridge Improvements	32371	WESTERN AVENUE OVER BELMONT AVENUE - DESIGN ONLY	SURFACE TRANSPORT. PROGRAM	\$800,000
Bridge Improvements	32371	WESTERN AVENUE OVER BELMONT AVENUE - DESIGN ONLY	FUNDING TO BE DETERMINED	\$200,000

Program	Capital Project ID #	Project Name	Funding Source	2010 Funding Amount
Bridge Improvements	32445	Freight/Trolley Tunnel System - 2010	GENERAL OBLIGATION BOND	\$300,000
Bridge Improvements	32942	BRIDGE PAINTING - 2008 (CONTRACT B)	SURFACE TRANSPORT. PROGRAM	\$1,796,000
Bridge Improvements	32942	BRIDGE PAINTING - 2008 (CONTRACT B)	STATE FUNDS FY2009	\$449,000
Bridge Improvements	33030	KEDZIE AVE BRIDGE OVER AT NO & SO LAGOON IN MARQUETTE PARK (DESIGN ONLY)	2010 IL DEPT OF TRANSPORTATION	\$125,000
Bridge Improvements	34467	WACKER DR RANDOLPH TO VAN BUREN - UTILITY CONSTRUCTION	FEDERAL HIGH PRIORITY PROGRAM - 2010	\$18,400,000
Bridge Improvements	34467	WACKER DR RANDOLPH TO VAN BUREN - UTILITY CONSTRUCTION	2010 IL DEPT OF TRANSPORTATION	\$1,600,000
Bridge Improvements	34469	WACKER DR AT THE CONGRESS INTERCHANGE	HIGHWAY BRIDGE PROGRAM	\$84,000,000
Bridge Improvements	34469	WACKER DR AT THE CONGRESS INTERCHANGE	SURFACE TRANSPORT. PROGRAM	\$36,600,000
Bridge Improvements	34469	WACKER DR AT THE CONGRESS INTERCHANGE	2010 IL DEPT OF TRANSPORTATION	\$30,400,000
Bridge Improvements	34754	Madison Street Bridge House Stabilization	LASALLE/CENTRAL	\$2,300,000
Bridge Improvements	35501	92nd Street Bridge Emergency Gear Repairs (9200 S. Ewing Ave.)	GENERAL OBLIGATION BOND	\$370,000
Intersection/Other Safety Improvements	4580	CHICAGO TRUCK ROUTE ADVISORY SYSTEM (DESIGN ONLY)	CONGESTION MITIGATION AIR QUALITY	\$256,000

Program	Capital Project ID #	Project Name	Funding Source	2010 Funding Amount
Intersection/Other Safety Improvements	4580	CHICAGO TRUCK ROUTE ADVISORY SYSTEM (DESIGN ONLY)	STATE FUNDS FY2009	\$64,000
Intersection/Other Safety Improvements	4588	DETOUR EVENT ADVISORY SYSTEM (DESIGN ONLY)	CONGESTION MITIGATION AIR QUALITY	\$336,000
Intersection/Other Safety Improvements	4588	DETOUR EVENT ADVISORY SYSTEM (DESIGN ONLY)	STATE FUNDS FY2009	\$84,000
Intersection/Other Safety Improvements	34971	Guardrail Installation - 2010	GENERAL OBLIGATION BOND	\$200,000
Intersection/Other Safety Improvements	34972	Guardrail Maintenance - 2010	GENERAL OBLIGATION BOND	\$200,000
Intersection/Other Safety Improvements	35492	Rockwell Gardens Viaduct Closure for Adams and Wilcox	MIDWEST	\$57,200
Intersection/Other Safety Improvements	35566	Bross Ave. & Western Ave. Guardrail Installation - 12th Ward	PILSEN INDUSTRIAL CORRIDOR (SERIES 2004B)	\$4,905
Major Street Improvements	3891	63RD ST WESTERN TO WALLACE (DESIGN ONLY)	SURFACE TRANSPORT. PROGRAM	\$60,000
Major Street Improvements	3891	63RD ST WESTERN TO WALLACE (DESIGN ONLY)	STATE FUNDS FY2009	\$15,000
Major Street Improvements	3894	GRAND AV FULLERTON AV. TO DESPLAINES ST. (ENGR ONLY)	SURFACE TRANSPORT. PROGRAM	\$560,000
Major Street Improvements	3894	GRAND AV FULLERTON AV. TO DESPLAINES ST. (ENGR ONLY)	STATE FUNDS FY2009	\$140,000

Program	Capital Project ID #	Project Name	Funding Source	2010 Funding Amount
Major Street Improvements	3896	LAKE ST CANAL TO WESTERN (ENGR ONLY)	SURFACE TRANSPORT. PROGRAM	\$800,000
Major Street Improvements	3896	LAKE ST CANAL TO WESTERN (ENGR ONLY)	STATE FUNDS FY2009	\$200,000
Major Street Improvements	3897	MILWAUKEE AV LAWRENCE TO ERIE (DESIGN ONLY)	SURFACE TRANSPORT. PROGRAM	\$800,000
Major Street Improvements	3897	MILWAUKEE AV LAWRENCE TO ERIE (DESIGN ONLY)	STATE FUNDS FY2009	\$280,000
Major Street Improvements	3949	ECONOMIC STIMULUS - ARTERIAL STREET RESURFACING (AR # 47 - NORTH AREA)	SURFACE TRANSPORT. PROGRAM	\$560,560
Major Street Improvements	3949	ECONOMIC STIMULUS - ARTERIAL STREET RESURFACING (AR # 47 - NORTH AREA)	OTHER FUNDS	\$72,665
Major Street Improvements	3949	ECONOMIC STIMULUS - ARTERIAL STREET RESURFACING (AR # 47 - NORTH AREA)	STATE FUNDS FY2009	\$67,475
Major Street Improvements	3965	LASALLE DR - CLARK ST TO NO. LAKE SHORE DR	STATE FUNDS FY2009	\$35,000
Major Street Improvements	4004	GRAND AVE - LAMON AVE TO PULASKI AVE	SURFACE TRANSPORT. PROGRAM	\$5,600,000
Major Street Improvements	4004	GRAND AVE - LAMON AVE TO PULASKI AVE	STATE FUNDS FY2009	\$1,400,000
Major Street Improvements	4027	ARTERIAL STREET RESURFACING - DESIGN ONLY (LOCATIONS TBD)	SURFACE TRANSPORT. PROGRAM	\$2,160,000

Program	Capital Project ID #	Project Name	Funding Source	2010 Funding Amount
Major Street Improvements	4027	ARTERIAL STREET RESURFACING - DESIGN ONLY (LOCATIONS TBD)	STATE FUNDS FY2009	\$260,000
Major Street Improvements	32409	ECONOMIC STIMULUS - ARTERIAL STREET RESURFACING (AR # 48 - CENTRAL AREA)	SURFACE TRANSPORT. PROGRAM	\$319,040
Major Street Improvements	32409	ECONOMIC STIMULUS - ARTERIAL STREET RESURFACING (AR # 48 - CENTRAL AREA)	OTHER FUNDS	\$41,357
Major Street Improvements	32409	ECONOMIC STIMULUS - ARTERIAL STREET RESURFACING (AR # 48 - CENTRAL AREA)	STATE FUNDS FY2009	\$38,403
Major Street Improvements	32411	ECONOMIC STIMULUS - ARTERIAL STREET RESURFACING - (AR # 49 - SOUTH AREA)	SURFACE TRANSPORT. PROGRAM	\$960,000
Major Street Improvements	32411	ECONOMIC STIMULUS - ARTERIAL STREET RESURFACING - (AR # 49 - SOUTH AREA)	OTHER FUNDS	\$124,444
Major Street Improvements	32411	ECONOMIC STIMULUS - ARTERIAL STREET RESURFACING - (AR # 49 - SOUTH AREA)	STATE FUNDS FY2009	\$115,556
Major Street Improvements	32412	ECONOMIC STIMULUS - ARTERIAL STREET RESURFACING - (AR # 50 - FAR SOUTH AREA)	SURFACE TRANSPORT. PROGRAM	\$320,400

Program	Capital Project ID #	Project Name	Funding Source	2010 Funding Amount
Major Street Improvements	32412	ECONOMIC STIMULUS - ARTERIAL STREET RESURFACING - (AR # 50 - FAR SOUTH AREA)	OTHER FUNDS	\$41,533
Major Street Improvements	32412	ECONOMIC STIMULUS - ARTERIAL STREET RESURFACING - (AR # 50 - FAR SOUTH AREA)	STATE FUNDS FY2009	\$38,567
Major Street Improvements	34753	WENTWORTH 18TH ST TO 19TH ST - WIDENING (WARD 25 - TIF)	CHINATOWN REDEVELOPMENT TAX INC	\$187,200
Major Street Improvements	34914	ARTERIAL STREET RESURFACING AR # 52- CENTRAL AREA	SURFACE TRANSPORT. PROGRAM	\$8,000,000
Major Street Improvements	34914	ARTERIAL STREET RESURFACING AR # 52- CENTRAL AREA	STATE FUNDS FY2009	\$2,000,000
Major Street Improvements	34915	ARTERIAL STREET RESURFACING AR # 53 - SOUTH AREA	SURFACE TRANSPORT. PROGRAM	\$9,840,000
Major Street Improvements	34915	ARTERIAL STREET RESURFACING AR # 53 - SOUTH AREA	STATE FUNDS FY2009	\$2,460,000
Major Street Improvements	34916	ARTERIAL STREET RESURFACING AR # 54 - FAR SOUTH AREA	SURFACE TRANSPORT. PROGRAM	\$7,680,000
Major Street Improvements	34916	ARTERIAL STREET RESURFACING AR # 54 - FAR SOUTH AREA	STATE FUNDS FY2009	\$1,920,000
Major Street Improvements	35436	Avenue O 123rd St. - 126th St. Resurfacing - 10th Ward - TIF	Ewing Avenue TIF	\$1,773,456

Program	Capital Project ID #	Project Name	Funding Source	2010 Funding Amount
Traffic Signals	4409	ITS - CICERO AVENUE TRAVELER INFORMATION SYSTEM & MIDWAY AIRPORT ADVISORY RADIO	CONGESTION MITIGATION AIR QUALITY	\$1,120,000
Traffic Signals	4409	ITS - CICERO AVENUE TRAVELER INFORMATION SYSTEM & MIDWAY AIRPORT ADVISORY RADIO	STATE FUNDS FY2009	\$280,000
Traffic Signals	4461	TRAFFIC SIGNAL PROGRAM - 2009	GENERAL OBLIGATION BOND	\$800,000
Traffic Signals	4467	BROADWAY & SHERIDAN RD - DEVON TO HOLLYWOOD TRAFFIC SIGNAL INTERCONNECT (DESIGN ONLY)	CONGESTION MITIGATION AIR QUALITY	\$292,000
Traffic Signals	4467	BROADWAY & SHERIDAN RD - DEVON TO HOLLYWOOD TRAFFIC SIGNAL INTERCONNECT (DESIGN ONLY)	STATE FUNDS FY2009	\$73,000
Traffic Signals	4468	ROOSEVELT RD WESTERN TO LAKE SHORE DRIVE TRAFFIC SIGNAL INTERCONNECT	CONGESTION MITIGATION AIR QUALITY	\$344,000
Traffic Signals	4468	ROOSEVELT RD WESTERN TO LAKE SHORE DRIVE TRAFFIC SIGNAL INTERCONNECT	STATE FUNDS FY2009	\$86,000
Traffic Signals	4478	TRAFFIC SIGNAL PROGRAM - 2010	GENERAL OBLIGATION BOND	\$800,000
Traffic Signals	4481	FEDERAL 2008 TRAFFIC SIGNAL PROGRAM - ENGINEERING ONLY (LOCATIONS TBD)	SURFACE TRANSPORT. PROGRAM	\$480,000

Program	Capital Project ID #	Project Name	Funding Source	2010 Funding Amount
Traffic Signals	4481	FEDERAL 2008 TRAFFIC SIGNAL PROGRAM - ENGINEERING ONLY (LOCATIONS TBD)	STATE FUNDS FY2009	\$120,000
Traffic Signals	4482	FEDERAL 2008 TRAFFIC SIGNAL PROGRAM - CONSTRUCTION	SURFACE TRANSPORT. PROGRAM	\$3,600,000
Traffic Signals	4482	FEDERAL 2008 TRAFFIC SIGNAL PROGRAM - CONSTRUCTION	STATE FUNDS FY2009	\$900,000
Traffic Signals	32281	2009-PEDESTRIAN COUNTDOWN SIGNALS	GENERAL OBLIGATION BOND	\$150,000
Traffic Signals	32282	2010-PEDESTRIAN COUNTDOWN SIGNALS	GENERAL OBLIGATION BOND	\$150,000
Traffic Signals	33806	79TH ST - CICERO AVE TO ASHLAND AV	CONGESTION MITIGATION AIR QUALITY	\$440,000
Traffic Signals	33806	79TH ST - CICERO AVE TO ASHLAND AV	STATE FUNDS FY2009	\$110,000
Traffic Signals	34800	HALSTED & 79TH ST. - LTA-17TH WARD TIF	79TH STREET CORRIDOR	\$105,000
Traffic Signals	34938	HALSTED/MILWAUKEE/GRAND- LTA-TIF FUNDED	RIVER WEST	\$130,000
Traffic Signals	34939	WOOD ST & ROOSEVELT RD.-LTA-TIF FUNDED	WESTERN/OGDEN	\$105,000
Traffic Signals	35109	LED TRAFFIC SIGNAL UPGRADE-NORTH	ENERGY EFFICIENCY & CONSERVATION BLOCK GRANT	\$2,555,000
Traffic Signals	35110	LED TRAFFIC SIGNAL UPGRADE-SOUTH	ENERGY EFFICIENCY & CONSERVATION BLOCK GRANT	\$2,555,000

Program	Capital Project ID #	Project Name	Funding Source	2010 Funding Amount
Traffic Signals	35112	A & E TRAFFIC SIGNAL PROJECTS	ENERGY EFFICIENCY & CONSERVATION BLOCK GRANT	\$400,000
Traffic Signals	35127	Karlov and Washington - Traffic Signal 28th Ward TIF	MADISON/AUSTIN CORRIDOR	\$350,000
Traffic Signals	35329	COMMERCIAL & SOUTH CHICAGO-LEFT TURN ARROW-10TH WARD TIF	COMMERCIAL AVENUE	\$81,000
Traffic Signals	35388	WESTERN & MONTROSE-LTA 47TH WARD-TIF FUNDING	WESTERN AVENUE NORTH	\$105,000
Traffic Signals	35513	Ward 25 - New Traffic Signal - 27th/Western - Pilsen Ind. Corridor TIF	PILSEN INDUSTRIAL CORRIDOR	\$350,000
Transit/Bicycle/Pedestrian	3875	41ST ST BICYCLE & PEDESTRIAN BRIDGE (DESIGN ONLY)	CONGESTION MITIGATION AIR QUALITY	\$1,000,000
Transit/Bicycle/Pedestrian	3875	41ST ST BICYCLE & PEDESTRIAN BRIDGE (DESIGN ONLY)	STATE FUNDS FY2009	\$250,000
Transit/Bicycle/Pedestrian	4616	LASALLE INTERMODAL CENTER	RIVER SOUTH INCREMENTAL TAX FUND (TIF)	\$2,250,000
Transit/Bicycle/Pedestrian	32551	43RD ST BICYCLE & PEDESTRIAN BRIDGE (DESIGN ONLY)	CONGESTION MITIGATION AIR QUALITY	\$792,000
Transit/Bicycle/Pedestrian	32551	43RD ST BICYCLE & PEDESTRIAN BRIDGE (DESIGN ONLY)	FEDERAL HIGH PRIORITY PROGRAM - 2010	\$480,000
Transit/Bicycle/Pedestrian	32551	43RD ST BICYCLE & PEDESTRIAN BRIDGE (DESIGN ONLY)	STATE FUNDS FY2009	\$318,000

Program	Capital Project ID #	Project Name	Funding Source	2010 Funding Amount
Transit/Bicycle/Pedestrian	33022	Bloomington Bike Path (Design Only)	CONGESTION MITIGATION AIR QUALITY	\$2,160,000
Transit/Bicycle/Pedestrian	33022	Bloomington Bike Path (Design Only)	PULASKI INDUSTRIAL CORRIDOR	\$240,000
Transit/Bicycle/Pedestrian	34979	57TH ST AT LAKE SHORE DR - PARKING FACILITY (ENG ONLY)	FEDERAL HIGH PRIORITY PROGRAM - 2010	\$200,000
Transit/Bicycle/Pedestrian	34979	57TH ST AT LAKE SHORE DR - PARKING FACILITY (ENG ONLY)	2010 IL DEPT OF TRANSPORTATION	\$50,000
Transit/Bicycle/Pedestrian	35551	Pedestrian Safety Improvements - Prieto Math and Science Academy	GALEWOOD/ARMITAGE INDUSTRIAL	\$40,000

Facility Locations

Location	Address	Suite	Zip	Phone	Hours
CDOT Main Offices	30 N LaSalle Street	1100	60602	312-744-3600	8:00-5:00
Office of the Commissioner	30 N LaSalle Street	1100	60602	312-744-3600	8:00 - 5:00
Division of Infrastructure Management	30 N LaSalle Street	300	60602	312-744-4684	8:00 - 5:00
Division of Engineering	30 N LaSalle Street	400	60602	312-744-3520	8:00 - 5:00
Division of Project Development	30 N LaSalle Street	500	60602	312-744-1987	8:00 - 5:00
Division of Administration	30 N LaSalle Street	600	60602	312-744-5649	8:00 - 5:00
DIM, Public Way Management	2451 S Ashland Ave		60608	312-746-6371	8:00 - 4:00
DIM, Public Way Management	City Hall	905	60602	312-744-4652	8:30 - 4:30
DIM, Public Way Management	Lower Columbus and Stetson (CBD)		60601	312-744-4646	7:30 - 4:00
DIM, Sign Management	3458 S Lawndale		60623	312-747-2210	7:00 - 4:00
In-House/ Bridges	3124 S Sacramento		60623	312-745-3107	7:00 - 3:30
In-House/ Streets	1501 W Pershing		60609	312-747-5236	6:00 - 4:30
In-House Streets/ District 1	3147 N Rockwell		60618	312-744-5554	7:00 - 3:30
In-House Streets/ District 2	1700 N Bosworth		60642	312-744-9320	7:00 - 3:30
In-House Streets/ District 3	1817 W Pershing		60609	312-747-8363	7:00 - 3:30
In-House Streets/ District 4	900 E 103 rd Street		60628	312-745-3242	7:00 - 3:30
In-House/ North Park	5801 N Pulaski (Seasonal Painters)		60646	na	7:00 - 3:30
Electrical Operations	2451 S Ashland Ave		60608	312-746-4062	24/7
Electrical Operations	2505 W Grand Ave		60612	312-744-7445	7:00 -3:30
Electrical Operations	4101 South Cicero (Pole Yard Facility)		60641	312-747-7450	7:00 -3:30
Electrical Operations	4243 N Neenah Ave		60634	312-742-5075	7:00 -3:30
Electrical Operations	5333 N Western Ave		60660	312-744-8387	7:00 -3:30
Electrical Operations	6453 W Higgins Ave		60656	312-744-2331	7:00 -3:30
Electrical Operations	7801 S Oakley Ave		60620	312-747-7110	7:00 -3:30
Electrical Operations	900 E 103 rd Street		60628	312-745-3253	7:00 -3:30
Engineering/ RCMA-SCSP	2451 S Ashland Ave		60608	312-743-1422	7:00 -4:00
Engineering/ Menu	3148 S Sacramento		60623	312-747-5940	7:00 – 3:30

Unions Representing Department Employees

Unions
AFSCME
Architectural and Ornamental Ironworkers
Bridge Operator – International Union of Operating Engineers
Bridge, Structural and Reinforcing Ironworkers
Cement Masons, R.A.C.F.F.
State and Municipal Teamsters,
Pipefitters Association
C.D.C.U.B. Carpenters and Joiners of America
Chicago Journeyman Plumbers
International Association Machinists
International Brotherhood Boilermakers, Blacksmiths
International Brotherhood Painters and Allied Trades
IBEW
International Union of Operating Engineers
Laborers International Union of N.A.
Sheet Metal Workers International Association
Sign, Display, Pictorial Artists, Wood Finishers and Allied Workers
U.O.A. Bricklayers Stone Masons

PUBLIC SERVICE ENTERPRISE

DEPARTMENT OF WATER MANAGEMENT

DEPARTMENT OF AVIATION



Department of Water Management

Thomas H. Powers, P.E., Commissioner
1000 E. Ohio Street
Chicago, IL 60611
Phone: (312) 744-7001
Email: tpowers@cityofchicago.org

Central Purpose

- Protect the public health in the most environmentally and fiscally responsible manner by delivering a sufficient supply of fresh quality water and efficiently managing wastewater and storm water
- Install, maintain and repair the infrastructure that provides fresh drinking water and that transmits wastewater and storm water
- Transport wastewater and storm water to the Metropolitan Water Reclamation District of Greater Chicago

Key Facts

The Department of Water Management (DWM) provides safe drinking water to the City of Chicago and 125 suburban communities representing approximately 43% of the State of Illinois. The department draws water from Lake Michigan via intake cribs that transport the raw water to the City's two water treatment plants. The plants treat and distribute the water through 4,330 miles of water mains via twelve pumping stations. DWM continually tests and monitors the water for quality and safety. DWM performs these tests throughout the Chicago Water System from intake to the customers' taps. In addition, the department repairs, maintains and installs water and sewer mains. In 2009 and 2010, DWM received IEPA State Revolving loan funds for water and sewer main infrastructure renewal.

In addition, DWM is responsible for approximately 47,500 fire hydrants and other accessory water system features. DWM installs special devices to prevent the illegal opening of these fire hydrants, a measure that not only conserves water, but also preserves water pressure and availability. DWM makes security a top priority on all its projects and daily operations by working with local and federal law enforcement agencies. In addition, DWM is responsible for the transport and delivery of



wastewater and storm water through 4,392 miles of sewer mains to the Metropolitan Water Reclamation District of Greater Chicago wastewater treatment plants. Additionally, DWM is responsible for the repair and maintenance of approximately 220,000 catch basins.

2011 Goals

The department is currently completing the Automatic Meter Reading (AMR) project to convert manually-read meters to remotely read automatic meters, reducing personnel costs. AMR also allows DWM to identify leaks or instances of meter tampering sooner, thereby saving customers money and conserving water.

DWM's MeterSave Program seeks non-metered single-family and two-flat homeowners to volunteer to have a water meter installed at their premise. MeterSave installations began in July 2009 in four pilot areas of the City. Given the success of the pilot program, it was expanded citywide on January 1, 2010. Volunteers are guaranteed that for seven years their water bill will be no higher than what it would have been had it not been metered. So far, newly metered homes are seeing an average of more than 50% savings on their water bills. Additionally, MeterSave volunteers are able to choose from an

indoor conservation kit, an outdoor conservation kit, a water meter monitor, or a rain barrel to aid them in water conservation. As word of the benefits of MeterSave spreads from neighbor to neighbor, and in combination with grassroots marketing and outreach, DWM has seen an increase in the volunteer rate. The number of meters installed has increased from 439 in 2009, to 3,513 in 2010, to a goal of 7,000 in 2011.

To keep up with the volunteer rate and to stay on track for water meter installations, DWM received ARRA stimulus funding through the IEPA state revolving loan fund to contract additional installations.

In 2010, DWM completed 5,799 repairs on catch basins. DWM has also deployed new technology to proactively line catch basins to prevent failures and extend the life of the catch basin. The department lined 16,399 catch basins in 2010 and has set a target of 16,000 catch basins to be lined in 2011.

DWM is an enterprise fund with water and sewer rates being the sole source of operating funds. Approximately 48% of DWM's water revenue is generated by the suburbs that we serve.

The Water Fund is projected to have \$493.1 million in total available resources in 2011 of which water fees are projected to generate \$443 million, or 89.8 % of total resources.

The Sewer Fund is projected to have \$209.3 million in total available resources in 2011, of which sewer fees are projected to generate \$196.6 million, or 93.9 percent of total resources. In 2011, the sewer rate is set at 86 percent of water fees collected within the City.

DWM also manages \$225 million in capital funds. In addition to the water and sewer infrastructure in the ground, these funds are used to rehabilitate our plants, pumping stations and other facilities.

Employees

Full Time Positions	Amount
Budgeted positions	2,135

2011 Budget

Fund	Amount
Water Fund	\$179,711,114
Sewer Fund	\$72,850,262
Other Grant Fund	
TOTAL	\$252,561,376

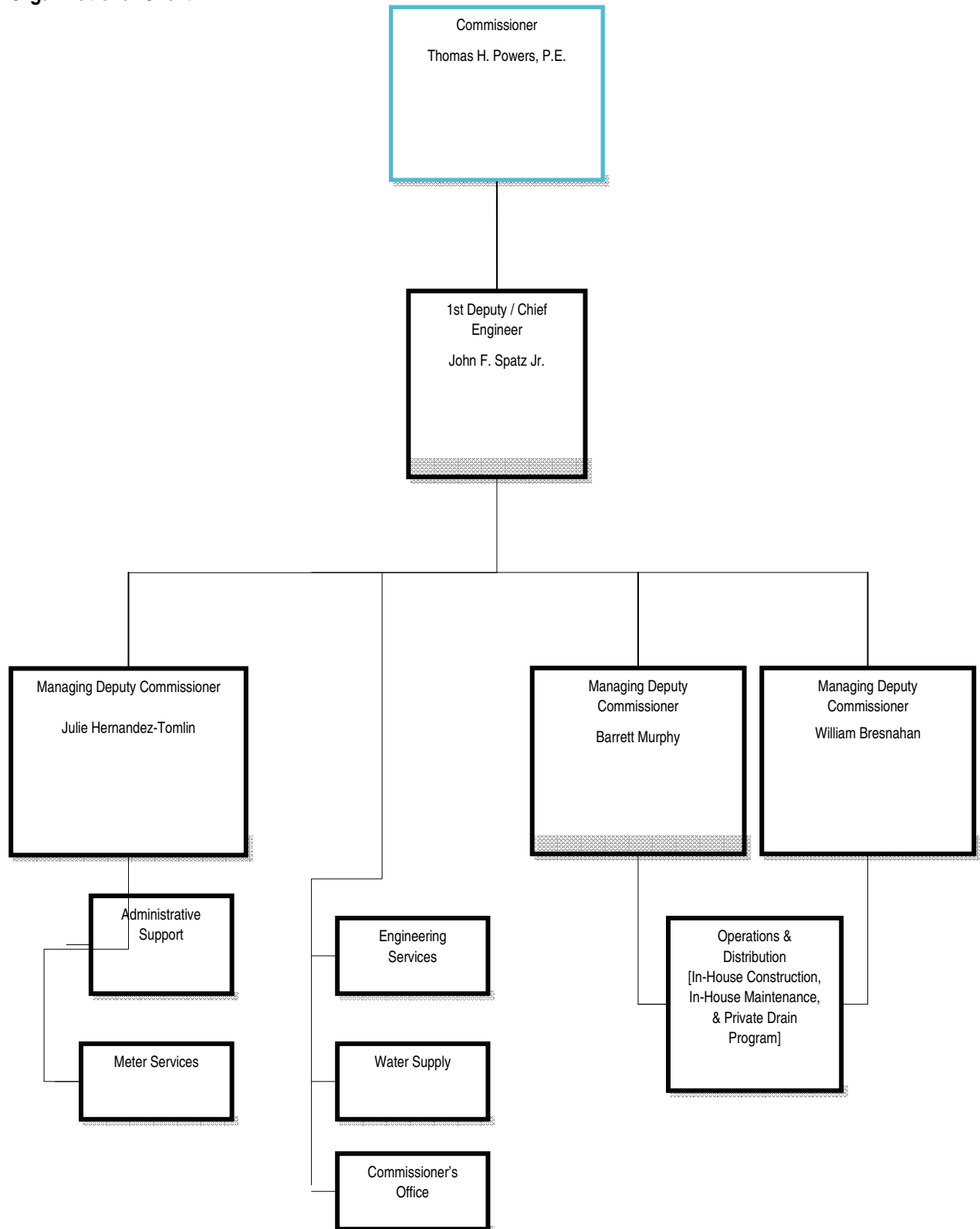
Significant Dates

Event	Date
MeterSave Program	March 2009-2013
Annual Consumer Confidence Report Mailing Deadline	June 30

Grants

FEDERAL	
Grant or Program	Term
STAG Grant (\$485,000) for T. Jefferson improvements	2009-11
DCEO Grant (\$250,000) Lexington Pumping Station	2009-10
STATE	
Grant or Program	Term
2009 IEPA Loan (ARRA Funding) for Water Main Installation (\$12.103 M)	2010-12
2010 IEPA Loans for Water Main Installation (\$8.0 M) and MeterSave (\$2.0 M)	2010-12
2009 IEPA Loan (ARRA Funding) for Sewer Main Installation (\$20.0 M)	2010-11
2010 IEPA Loans for Sewer Main Lining (\$20M)	2011-12
2011 IEPA Loans for Sewer Main Lining (\$20M) (in process)	2011-12

Organizational Chart



Capital Projects

Program	Capital Project ID	Project Name	Funding Source	2010 Funding Amount
Sewer Lining	35625	Citywide Sewer Lining	2010 SERIES B WASTEWATER BONDS	59,000,000
Sewer Rehab	3064	Sewer Cleaning and Televising - North/Central/South Area	2006 SEWER BOND	1,500,000
Sewer Rehab	33186	2009-2012 CSO Repair/Maintenance-	2006 SEWER BOND	100,000
Sewer Rehab	33219	2010-2011 Sewer Lining/Rehabilitation-north area	2006 SEWER BOND	15,000,000
Sewer Rehab	33220	2010-2011 Sewer Lining/Rehab.-central area	2006 SEWER BOND	15,000,000
Sewer Rehab	33221	2010-2011 Sewer Lining/Rehab-south	2006 SEWER BOND	15,000,000
Sewer Rehab	35613	2009 -2012 Citywide Structure Lining (CB/MH) South	2006 SEWER BOND	7,462,460
Sewer Rehab	35614	2009 -2012 Citywide Structure Lining (CB/MH)-North	2006 SEWER BOND	9,579,269
Sewer Replacement/Construction	2673	HERMITAGE/SUNNYSIDE/MO NTROSE	2006 SEWER BOND	9,644,874
Sewer Replacement/Construction	2871	117TH ST/UNION/WALLCE/118TH	2006 SEWER BOND	2,066,940
Sewer Replacement/Construction	2889	Norwood Park Sewer No.3	2006 SEWER BOND	5,058,415
Sewer Replacement/Construction	2904	2008-2011 STREET RESTORATION-CITYWIDE Refer to Water CPM # 3589	2006 SEWER BOND	14,500,000

Program	Capital Project ID	Project Name	Funding Source	2010 Funding Amount
Sewer Lining	35625	Citywide Sewer Lining	2010 SERIES B WASTEWATER BONDS	59,000,000
tion				
Sewer Replacement/Construction	2908	ROCKWELL GARDENS-PHASE II	2006 SEWER BOND	993,048
Sewer Replacement/Construction	3185	CALUMET #1C-2/CALUMET-134TH ST TO 133RD ST/133RD ST -COMMERCIAL TO AVE K/AVE K-133 ST TO 134 ST	2006 SEWER BOND	13,736,565
Sewer Replacement/Construction	32365	Neva/Medill/Belden	2006 SEWER BOND	637,560
Sewer Replacement/Construction	33909	81st St/82nd St	FUTURE SEWER REVENUE BONDS	1,230,555
Sewer Replacement/Construction	34061	2010-2013 GIS Conversion	2006 SEWER BOND	500,000
Sewer Replacement/Construction	35624	In-house Construction	2010 SERIES B WASTEWATER BONDS	12,000,000
Jardine Water Purification Plant	3450	JWPP LABORATORY IMPROVEMENTS- PHASE I TEMPORARY LAB	2010 WATER BOND & OTHER SOURCES	13,298,000
Jardine Water	3505	JWPP - SHORT TERM	2010 SERIES B WATER	1,000,000

Program	Capital Project ID	Project Name	Funding Source	2010 Funding Amount
Sewer Lining	35625	Citywide Sewer Lining	2010 SERIES B WASTEWATER BONDS	59,000,000
Purification Plant		IMPROVEMENTS - 2010	BONDS	
Jardine Water Purification Plant	3509	JWPP - REHAB LOW LIFT & WASHWATER PUMPS 2010/2011	2009 WATER COMMERCIAL PAPER PROGRAM	22,498
Jardine Water Purification Plant	3509	JWPP - REHAB LOW LIFT & WASHWATER PUMPS 2010/2011	2010 SERIES B WATER BONDS	477,502
Jardine Water Purification Plant	3802	JWPP REPLACE WASH WATER DRAIN SEATS VALVES & OPERATORS	2009 WATER COMMERCIAL PAPER PROGRAM	209,542
Jardine Water Purification Plant	3802	JWPP REPLACE WASH WATER DRAIN SEATS VALVES & OPERATORS	2010 SERIES B WATER BONDS	209,542
Jardine Water Purification Plant	32116	JWPP - GUARDHOUSE AND CANOPY ROOF REPLACEMENT	2009 WATER COMMERCIAL PAPER PROGRAM	73,445
Jardine Water Purification Plant	32116	JWPP - GUARDHOUSE AND CANOPY ROOF REPLACEMENT	2010 SERIES B WATER BONDS	376,555
Jardine Water Purification Plant	32163	JWPP - EAST FILTER BUILDING ROOFING REPLACEMENT & STRUCTURAL REPAIR	2010 SERIES B WATER BONDS	50,000
Jardine Water	33056	JWPP - REBUILD MIXING / SETTLING BASIN DRIVE	2010 SERIES B WATER	900,000

Program	Capital Project ID	Project Name	Funding Source	2010 Funding Amount
Sewer Lining	35625	Citywide Sewer Lining	2010 SERIES B WASTEWATER BONDS	59,000,000
Purification Plant		COMPONENTS	BONDS	
Jardine Water Purification Plant	33057	JWPP - NEW HYDRAULIC DRIVE EQUIPMENT FOR ELEVATORS	2010 SERIES B WATER BONDS	200,000
Jardine Water Purification Plant	33058	JWPP - REPLACEMENT OF ELECTRICAL SWITCH GEAR BY IN-HOUSE	2010 SERIES B WATER BONDS	1,600,000
New Meters	3746	METERSAVE	2010 SERIES B WATER BONDS	500,000
New Meters	32052	DWMIR - AUTOMATIC METER READING (AMR) PROGRAM	2009 WATER COMMERCIAL PAPER PROGRAM	1,305,720
New Meters	32052	DWMIR - AUTOMATIC METER READING (AMR) PROGRAM	2010 SERIES B WATER BONDS	2,799,538
New Meters	35628	Automatic Meter Reading (AMR) Program	2010 SERIES B WATER BONDS	6,625,000
Pumping Station Operations	3252	SPRINGFIELD AVE. P.S - CONVERT STEAM TO ELECTRIC POWER	2009 WATER COMMERCIAL PAPER PROGRAM	443,000
Pumping Station Operations	3271	TOTAL SCADA SYSTEM REPLACEMENT AT THE PUMPING STATIONS	2009 WATER COMMERCIAL PAPER PROGRAM	130,879
Pumping Station Operations	3271	TOTAL SCADA SYSTEM REPLACEMENT AT THE PUMPING STATIONS	2010 SERIES B WATER BONDS	129,645
Pumping Station	3299	THOMAS JEFFERSON PUMPING STATION -	2010 SERIES B WATER BONDS	700,000

Program	Capital Project ID	Project Name	Funding Source	2010 Funding Amount
Sewer Lining	35625	Citywide Sewer Lining	2010 SERIES B WASTEWATER BONDS	59,000,000
Operations		ELECTRICAL & CONTROL IMPROVEMENTS		
Pumping Station Operations	3333	BWP - SHORT TERM IMPROVEMENTS - 2010	2009 WATER COMMERCIAL PAPER PROGRAM	113,641
Pumping Station Operations	3333	BWP - SHORT TERM IMPROVEMENTS - 2010	2010 SERIES B WATER BONDS	886,359
Pumping Station Operations	3339	2010/2011 REBUILD/REPAIR PUMPS DRIVES & TURBINES	2010 SERIES B WATER BONDS	1,000,000
Pumping Station Operations	32046	STRUCTURAL RENOVATIONS at CRIBS	2010 WATER BOND & OTHER SOURCES	400,000
Pumping Station Operations	34189	ROSELAND & SOUTHWEST P.S. - VARIABLE FREQUENCY DRIVE (VFD) REPLACEMENTS	2009 WATER COMMERCIAL PAPER PROGRAM	421,946
Pumping Station Operations	34189	ROSELAND & SOUTHWEST P.S. - VARIABLE FREQUENCY DRIVE (VFD) REPLACEMENTS	2010 SERIES B WATER BONDS	7,224,198
South Water Filtration Plant	3413	SWPP - SHORT TERM IMPROVEMENTS - 2010	2010 SERIES B WATER BONDS	1,000,000
South Water Filtration Plant	3415	SWPP - REHAB LOW LIFT & WASHWATER PUMPS 2010/2011	2010 SERIES B WATER BONDS	250,000

Program	Capital Project ID	Project Name	Funding Source	2010 Funding Amount
Sewer Lining	35625	Citywide Sewer Lining	2010 SERIES B WASTEWATER BONDS	59,000,000
South Water Filtration Plant	32622	CDWM - ENHANCEMENTS OF COMPUTER SYSTEMS - TERM AGREEMENT	2010 WATER BOND & OTHER SOURCES	1,000,000
South Water Filtration Plant	33053	SWPP - FILTER INSTRUMENTATION INSTALLATION - GALLERIES 1 thru 4	2010 SERIES B WATER BONDS	425,000
South Water Filtration Plant	33054	SWPP - REBUILD FILTER BUILDING VALVE CYLINDERS	2010 SERIES B WATER BONDS	800,000
South Water Filtration Plant	33314	SWPP - CHEMICAL TANK REHABILITATION	2010 SERIES B WATER BONDS	1,000,000
South Water Filtration Plant	35048	SWPP - IMMEDIATE REPAIRS TO BUILDINGS FACADES & ROOFS - 2010	2010 SERIES B WATER BONDS	500,000
South Water Filtration Plant	35264	SWPP - REPLACEMENT OF TWO GLASS BLOCK WALLS	2009 WATER COMMERCIAL PAPER PROGRAM	16,760
South Water Filtration Plant	35264	SWPP - REPLACEMENT OF TWO GLASS BLOCK WALLS	2010 SERIES B WATER BONDS	633,240
Water Distribution	3601	2010 GRID MAIN INSTALLATION - BY TERM AGREEMENT	2009 WATER COMMERCIAL PAPER PROGRAM	10,874,582

Program	Capital Project ID	Project Name	Funding Source	2010 Funding Amount
Sewer Lining	35625	Citywide Sewer Lining	2010 SERIES B WASTEWATER BONDS	59,000,000
Water Distribution	3601	2010 GRID MAIN INSTALLATION - BY TERM AGREEMENT	2010 SERIES B WATER BONDS	5,025,418
Water Distribution	3601	2010 GRID MAIN INSTALLATION - BY TERM AGREEMENT	WATER STIMULUS	12,102,934
Water Distribution	3603	2010 GRID MAIN REPLACEMENT - IN-HOUSE	2008 WATER REVENUE BOND	255,000
Water Distribution	3603	2010 GRID MAIN REPLACEMENT - IN-HOUSE	2009 WATER COMMERCIAL PAPER PROGRAM	3,502,741
Water Distribution	3603	2010 GRID MAIN REPLACEMENT - IN-HOUSE	2010 SERIES B WATER BONDS	23,675,350
Water Distribution	32505	2007 - WATER MAIN TESTING PROGRAM - 3 YEAR TERM AGREEMENT	2010 WATER BOND & OTHER SOURCES	555,000
Water Distribution	32661	2010 - STREET & PARKWAY REPAIRS BY TERM AGREEMENT North/South Region	2009 WATER COMMERCIAL PAPER PROGRAM	25,873
Water Distribution	32661	2010 - STREET & PARKWAY REPAIRS BY TERM AGREEMENT North/South Region	2010 SERIES B WATER BONDS	674,126
Water Distribution	32662	2010 - STREET & PARKWAY RESTORATION BY TERM AGREEMENT North/South Region	2009 WATER COMMERCIAL PAPER PROGRAM	1,576,558
Water Distribution	33060	BOD PURCHASE VEHICLES & EQUIPMENT for IN-HOUSE	2009 WATER COMMERCIAL PAPER	964,869

Program	Capital Project ID	Project Name	Funding Source	2010 Funding Amount
Sewer Lining	35625	Citywide Sewer Lining	2010 SERIES B WASTEWATER BONDS	59,000,000
		GRID MAIN REPLACEMENT	PROGRAM	
Water Distribution	33060	BOD PURCHASE VEHICLES & EQUIPMENT for IN-HOUSE GRID MAIN REPLACEMENT	2010 SERIES B WATER BONDS	35,131
Water Distribution	34168	NON-STANDARD ADA RAMP DESIGN BY TA - 2010	2009 WATER COMMERCIAL PAPER PROGRAM	150,584
Water Distribution	34168	NON-STANDARD ADA RAMP DESIGN BY TA - 2010	2010 SERIES B WATER BONDS	137,181
Water Distribution	35627	In-house Water Main Construction	2010 SERIES B WATER BONDS	15,000,000
Water Distribution	35630	In-house Construction	2010 SERIES B WATER BONDS	24,150,000
Water Engineering	3696	TOPO SURVEY & BASE SHEET - 2011	2009 WATER COMMERCIAL PAPER PROGRAM	35,038
Water Engineering	3696	TOPO SURVEY & BASE SHEET - 2011	2010 SERIES B WATER BONDS	584,563
Water Engineering	3698	BES CONSULTING SERVICES - 2010	2009 WATER COMMERCIAL PAPER PROGRAM	1,506,138
Water Engineering	3698	BES CONSULTING SERVICES - 2010	2010 SERIES B WATER BONDS	13,993,862
Water Engineering	3708	2010 - CONSTRUCTION MANAGEMENT SERVICES - RE JOC PROGRAM	2010 SERIES B WATER BONDS	254,411
Water Engineering	35629	Bureau of Engineering	2010 SERIES B WATER BONDS	18,240,000

Facility Locations

Location	Address	Suite	Zip	Phone	Hours
Jardine Water Purification Plant	1000 E. Ohio St.		60611	312-744-7001	24 / 7
South Water Purification Plant	3300 E. Cheltenham Place		60649	312-744-7001	24 / 7
68 th Street Pumping Station	6801 S. Oglesby		60649	312-744-7001	24 / 7
Central Park Pumping Station	1015 S. Central Pk		60624	312-744-7001	24 / 7
Cermak Pumping Station	735 W. Harrison St.		60607	312-744-7001	24 / 7
Chicago Avenue Pumping Station	811 N. Michigan		60611	312-744-7001	24 / 7
Thomas Jefferson Pumping Station	2250 W. Eastwood		60625	312-744-7001	24 / 7
Lakeview Pumping Station	745 W. Wilson		60640	312-744-7001	24 / 7
Lexington Pumping Station	5555 W. Lexington St.		60644	312-744-7001	24 / 7
Mayfair Pumping Station	4850 W. Wilson		60630	312-744-7001	24 / 7
Roseland Pumping Station	351 W. 104th St		60628	312-744-7001	24 / 7
Southwest Pumping Station	8422 S. Kedvale Ave.		60652	312-744-7001	24 / 7
Springfield Pumping Station	1747 N. Springfield		60647	312-744-7001	24 / 7
Western Pumping Station	4933 S. Western Ave.		60609	312-744-7001	24 / 7
Wabansia and Aver (Satellite Yard for North District)	3826 W. Wabansia Ave.		60647	312-744-7001	24 / 7
Sunnyside Yard (North District)	4900 W. Sunnyside Ave.		60630	312-744-7001	24 / 7
31st & Sacramento (Meter Rebuilding & Testing Facility)	3148 S. Sacramento		60623	312-744-7001	7am-3:30pm M-F
39th & Iron (Central District, Dispatch, Meter Inventory, Field Engineers, Trades, New Construction etc.)	1424 W. Pershing Road		60609	312-744-7001	24 / 7
23rd & Ashland (Occupied by Streets and Sanitation)	2352 S. Ashland Ave.		60608		
31st & Rockwell (outdoor storage yard)	3001 S. Rockwell		60608	312-744-7001	24 / 7

Location	Address	Suite	Zip	Phone	Hours
39th & Ashland(Central District and Transfer Station)	3901 S. Ashland		60609	312-744-7001	24 / 7
75th & Western (South District Truck Yard and Indoor Storage Facility)	7521 S. Western Ave.		60620	312-744-7001	N/A
95th & Genoa (South District)	1040 W. 95th St.		60643	312-744-7001	24 / 7
96 th & Genoa (South District and Meter Shop Satellite)	9536 S. Genoa		60643	312-744-7001	24 / 7
DePaul Center (Administrative Offices)	333 S. State Street	4 th Floor	60606	312-744-7001	M-F 8:30-4:30

Unions Representing Department Employees

Unions
AFSCME
BRICKLAYER
CARPENTERS
CEMENT MASONS
FIREMEN AND OILERS
IBEW (ELECTRICIANS)
LABORERS
MACHINISTS
MASTERS, MATES and PILOTS
OPER ENG 150
OPER ENG 399
PAINTERS
PIPEFITTERS
PLUMBERS
SEIU
TEAMSTERS
DECKHANDS

Major Contracts (Commodities with P.O. Blanket amount >\$25MM)

Project	P.O. End
DISPOSAL AND REPROCESSABLE MATERIAL SITES FOR CONSTRUCTION AND DEMOLITION DEBRIS AND PURCHASE OF AGGREGATE (GROUPS A, B C, D AND E)	6/30/2012
TELECOMMUNICATION SERVICES	1/1/2012
OUTSOURCED INFORMATION TECHNOLOGY SERVICES	11/30/2014
ASPHALT PRIMERS, HOT MIX ASPHALT, HIGH-PERFORMANCE COLD PATCH, HOT-POUR JOINT SEALER AND COLORED ASPHALT SURFACE TREATMENT	2/28/2011
AUTOMATED METER READING (AMR) SYSTEM INSTALLATION	7/10/2011
COMPUTER HARDWARE, SOFTWARE, PERIPHERALS, SUPPLIES AND RELATED EQUIPMENT	12/31/2011
MIDSIZE POLICE AND SPECIAL-SERVICE SUVS	10/31/2011
FURNISHING TRANSFER STATIONS, DISPOSAL SITES AND/OR LANDFILLS FOR CATCH BASIN (NON-SPECIAL WASTE) DEBRIS	4/30/2012
STREET AND PARKWAY RESTORATION, NORTH REGION	1/31/2013
PROFESSIONAL PROGRAM MANAGEMENT AND ENGINEERING SERVICES - CAPITAL IMPROVEMENT PROGRAM DWM	11/3/2012
STREET & PARKWAY RESTORATION - SOUTH REGION	1/31/2013
NORTH WATER MAIN CONSTRUCTION	2/5/2013
PAVEMENT MARKING PAINTS, TAPES AND SUPPLIES	8/31/2013
DISPOSAL AND REPROCESSABLE MATERIAL SITES FOR CONSTRUCTION AND DEMOLITION DEBRIS AND PURCHASE OF AGGREGATE (GROUPS A AND D ONLY)	6/30/2012
SOUTH DISTRICT WATER MAIN CONSTRUCTION	1/31/2013
JANITORIAL SUPPLIES	8/31/2011
CENTRAL DISTRICT WATER MAIN CONSTRUCTION	1/21/2013
TRADESMEN SERVICES	12/31/2011
SOUTH DISTRICT WATER MAIN CONSTRUCTION	2/3/2012
STRUCTURE REHABILITATION (North Area)	6/30/2012
STRUCTURE REHABILITATION (South Area)	6/30/2012
BALLED AND BURLAPPED TREE PLANTING, MAINTENANCE AND SERVICES	12/31/2011
READY MIX CONCRETE, MOBILE MIX CONCRETE AND FLOWABLE BACK FILL	2/28/2011
Sewer Lining Program, Area 2 - Central	11/30/2011
EMERGENCY ASPHALT REPAIR	5/31/2012
Sewer Lining Program, Area 3 - South	11/30/2011
Sewer Lining Program, Area 1 - North	11/30/2011
QUALITY ASSURANCE & MATERIAL TESTING SERVICES	3/31/2011

Major Contracts* (CIP – Water & Sewers)

Project	Term
Thomas Jefferson PS – Electrical Improvements	2009-11
JWPP Roof Replacement of Guardhouse / Canopy Roof	2010-11
SWPP Replacement of 2 Glass Block Walls	2011
JWPP East Filter Building Roof Replacement	2011-13
Southwest/Roseland PS VFD Replacement	2011-13
Springfield PS Conversion to Electric Power	2011-15
Water Main Installation, 3 TAs	2010-12
Street & Parkway Restoration, 2 TAs	2011-13
Restoration Small Repairs, 2 TAs	2011-13
Water Meter Installation	2010-12
AMR Meter Installation	2007-11
Job Order Contract	2010-11
Program Management and Engineering Services – CIP	2007-12
Topographic Survey, 8 TAs	2008-11
Professional Design Engineering, 11 TAs	2009-14
Target Market Design Engineering, 5 TAs	2009-14
Construction Management Services, 6 TAs	2010-15
Target Market Construction Mgmt, 5 TAs	2010-15
Sewer Main Installation by Term Agreement (TA) Contracts	2010-12
Sewer Main Installation by Standard Contracts	2010-12
Sewer Main Installation by In-House Forces	2010-11
Sewer Main Lining by TA	2011-13
Sewer Structure Rehabilitation by TA	2009-12
Sewer Main Cleaning and Televising by TA	2005-11
Private Drain Repair by TA	2009-12
Grid Catch Basin Cleaning by In-House Forces	2010-11
CSO Monitoring	2010-11
CSO Maintenance	2011-12
Trunk Sewer Modeling	2007-10
Trunk Sewer Master Planning	2010-11

*Term Agreement (TA) listing for multiple contracts.



Chicago Department of Aviation

Rosemarie S. Andolino, Commissioner

P.O. Box 66142

CHICAGO, IL

Phone: (773) 686-8060

Email: rosemarie.andolino@cityofchicago.org

Central Purpose

- Ensure safe and efficient travel at O'Hare and Midway International Airports
- Successfully implement the O'Hare Modernization Program
- Enhance economic activity and job creation in the Chicago region
- Manage airport tenant and concessions license agreements, ground transportation facilities, financial, administration, research, planning and development activities
- Integrate airport-specific sustainable planning and practices in design, construction, operations, maintenance, and daily airport functions

Key Facts

The Department of Aviation manages all aspects of O'Hare and Midway International Airports, which together comprise the centerpiece of the nation's aviation network and are the economic engines of Chicago. The Department of Aviation is responsible for the management, planning, design, operation and maintenance of the airports, both of which are owned and operated by the City of Chicago.

Nearly 85 million passengers traveled through Chicago's airports in 2010 – 67 million at O'Hare and nearly 18 million at Midway. The Department of Aviation oversees 85 airlines, more than 300 business tenants and approximately 1,400 aviation employees who work at both airports. Together, Chicago's airports generate more than \$45 billion in annual economic activity and 540,000 jobs for the region.

The Department of Aviation is also charged with the management and construction of the O'Hare Modernization Program (OMP), which reconfigures O'Hare's intersecting runways into a more modern, parallel layout allowing for reduced delays and increased capacity well into the future. Construction of the OMP has been underway since 2005 and it



continues to make great progress securing Chicago's position as the center of the global aviation system. The completion of the OMP is scheduled for 2014.

The last few years have been challenging for many industries, including aviation. However, signs of an economic recovery for the aviation industry, its airlines and for Chicago's airports are evident. Passenger volume at O'Hare and Midway is beginning to recover and grow, a trend which began in the latter half of 2009 and continued in 2010. Meanwhile, O'Hare's on-time arrival rate has increased by 22% and the airport's on-time performance has significantly improved since the OMP commissioned one new runway, a runway extension and a new supplemental air traffic control tower in 2008.

Construction continues on the final runway component of Phase One of the OMP, Runway 10C/28C, which is a Group IV capable runway being built to accommodate larger aircraft, further reduce delays and add capacity at O'Hare. While this work takes place, design and planning for the OMP Completion Phase is underway. It includes: two additional runways; the extension of an existing runway; construction of several enabling projects; and construction of a new western terminal facility.

The Department of Aviation is fully self-supporting and neither the department nor the OMP receive any local or state taxpayer dollars. Landing fees and terminal rents paid by the airlines serving the airports as well as parking and concession revenues fund operations and maintenance. Capital funding comes from the following traditional airport sources:

- General Airport Revenue Bonds, backed by revenues generated at the airport
- Passenger Facility Charges (PFCs)
- Federal Airport Improvement Program Funds
- Private Investment

In 2009, the Department of Aviation and the OMP created and released the Sustainable Airport Manual (SAM). It established the model for green airport development and has since received national and international recognition. Later this year, the Department of Aviation will host its 3rd “Airports Going Green” conference in Chicago and release an updated version of the SAM to include chapters for airport planning, operations and maintenance, and concessions and tenants.

The 2011 budget reflects the department’s continued efforts to accomplish the following:

- achieve greater efficiencies in all operations, airside and landside;
- utilize technology, current staff and existing resources for greater productivity;

Goals

In the department’s ongoing efforts to inform and educate the public about employment, contracting and concessions opportunities with the department, and to provide general information about the airports, the number of web alerts issued and outreach events hosted in 2010 surpassed projections.

The department is on target to meet its 2011 revenue projections in parking and concessions for both O’Hare and Midway airports. With the expansion of the concessions program and increased passenger traffic, the department anticipates continued growth in parking and concessions revenue for both airports.

Critical Programs/Services to assist Residents

Residential Sound Insulation Program (RSIP)

The Residential Sound Insulation Program aims to reduce the impact of aircraft noise in homes

surrounding O’Hare and Midway International Airports. The goal of the program is to properly insulate homes and reduce aircraft noise in highest impacted areas surrounding the airports. The CDA has administered the RSIP in communities surrounding O’Hare since 1995 and surrounding Midway since 1996. Through the program 7,948 homes around O’Hare have been insulated, and 5,750 homes around Midway.

School Sound Insulation Program (SSIP)The goal of the O’Hare School Sound Insulation Program (SSIP) is to reduce aircraft noise levels in schools and create a quieter learning environment for students in the O’Hare and Midway areas. The program is the largest and among the oldest in the world and has insulated 116 completed schools around O’Hare, and 39 schools around Midway.

Contractor Open House Events

Since 2005, the CDA has hosted nine Contractor Open Houses with over 3,100 registrants. City of Chicago aviation officials presented details and answered questions about upcoming construction projects for the O’Hare Modernization Program (OMP) and CDA Capital Improvement and Residential Sound Insulation Programs (RSIP).

Concession Open House Events

Since 2010, the CDA has hosted four Concessions Open Houses with over 700 registrants. CDA officials provided information about the different phases of the application and qualification process for the CDA Concessions Program for operating businesses at O’Hare and Midway International Airports.

Promoting Arts in the Airports

The CDA seeks local musicians and performers for its seasonal terminal entertainment programs. We also seek local artists to display works in the terminals.

Employees

Full Time Positions	Amount
	1545

2011 Budget

Fund	Amount
Chicago O'Hare Airport Fund	\$286,163,954
Chicago Midway Airport Fund	\$77,286,463
Other Grant Fund	\$235,528,000
TOTAL	\$598,978,417

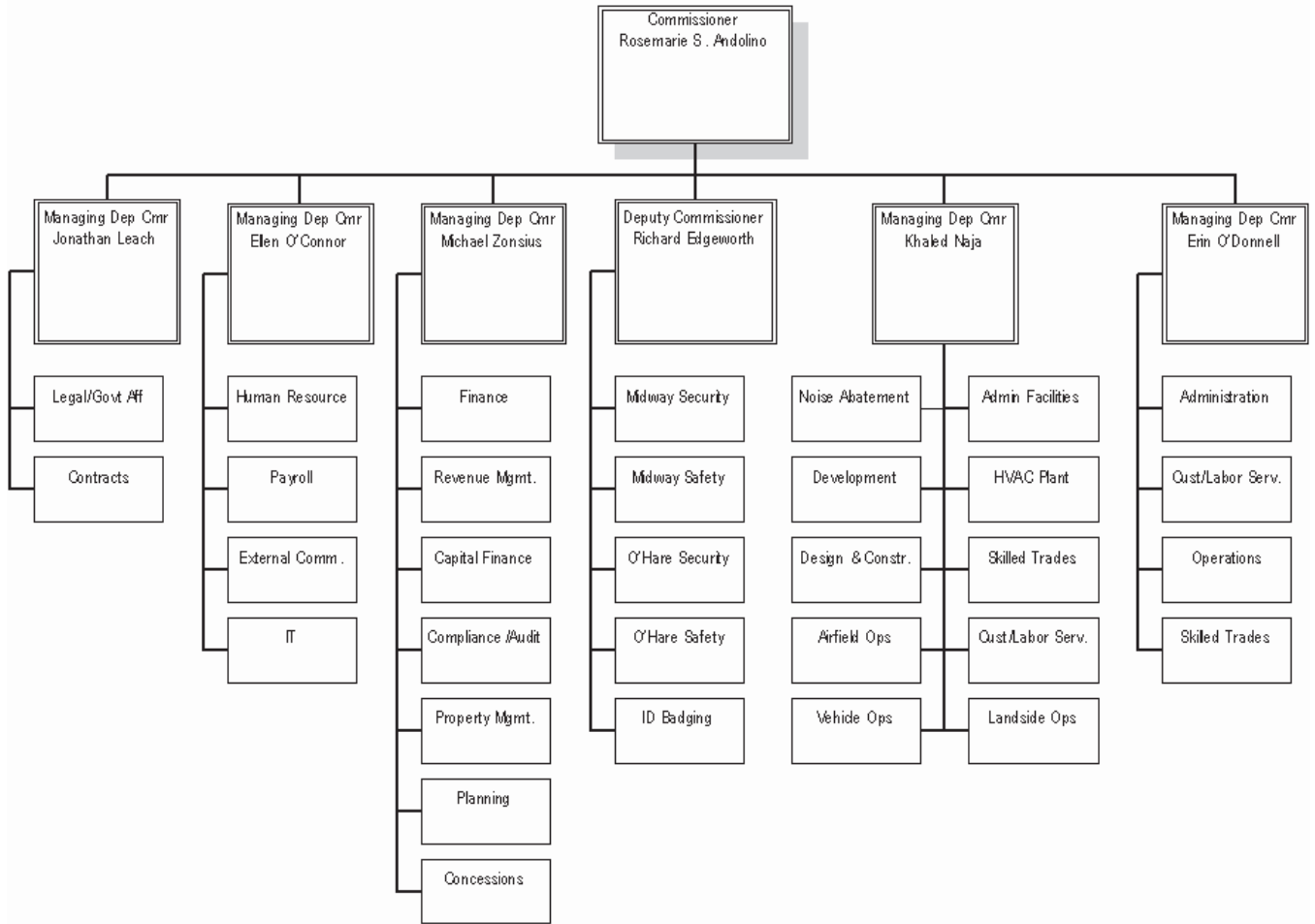
Significant Dates

Event	Date
Projected: Runway Commissioning Event 10C-28C	12/12/13
Projected: Runway Commissioning Event 9C -27C	12/10/15
Projected: Runway Commissioning Event 9R-27L - Extension	10/15/15
Projected: Runway Commissioning Event 10R – 28L	10/15/15

Grants

FEDERAL	
Grant or Program	Term
MDW DHS 310-0409, Closed Circuit Camera	NA
MDW DHS 205-0208, Law Enforcement Officer	10/07-9/12
MDW FAA 077-2009, Design Taxiway	NA
MDW FAA 078-2010, Construct Taxiway	NA
ORD DHS 415-0208, Canine	4/08-3/13
ORD DHS 323-0409, Electronic Detection System	NA
ORD DHS 225-0208, Law Enforcement Officer	10/07-9/12
ORD FAA 090-2007, Noise Mitigation	NA
ORD FAA 092-2007, Noise Mitigation	NA
ORD FAA 093-2007, Improve Rwy Safety Area	NA
ORD FAA 095-2008, Noise Mitigation	NA
ORD FAA 100-2009, Noise Mitigation	NA
ORD FAA 102-2009, Rehabilitate Rwy	NA
ORD FAA 110-2010, Construct and Extend Rwy	NA
ORD FAA 112-2010, Noise Mitigation	NA
ORD FAA 113-2010, Rehabilitate Taxiway	NA
ORD FAA 003-2009, Runway Status Lights	NA

Organizational Chart



Capital Projects

Program	Capital Project ID	Project Name	Funding Source	2010 Funding Amount
Midway	675	LAND ACQUISITION - RUNWAY PROTECTION ZONE	AVIATION REVENUE BOND-2010-MIDWAY	3,500,000
Midway	723	OBSTRUCTION REMOVAL	AVIATION REVENUE BOND-2010-MIDWAY	221,000
Midway	738	RESIDENTIAL SOUNDPROOFING 2004-2011	AVIATION REVENUE BOND-2010-MIDWAY	10,000,000
Midway	758	VEHICLE ACQUISITION	AVIATION REVENUE BOND-2010-MIDWAY	500,000
Midway	777	CONCOURSE A INFILL	AVIATION REVENUE BOND-2010-MIDWAY	5,121,911
Midway	778	MIDWAY CIP IMPLEMENTATION	AVIATION REVENUE BOND-2010-MIDWAY	1,000,000
Midway	33436	Consolidated Rental Car Facility	AVIATION REVENUE BOND-2010-MIDWAY	300,000
Midway	35236	Employee Parking Expansion & Parcel Acquisition	AVIATION REVENUE BOND-2010-MIDWAY	900,000
Midway	35239	Runway 4R / 22L High-Speed Exit TXWY P	AVIATION REVENUE BOND-2010-MIDWAY	66,086
Midway	35239	Runway 4R / 22L High-Speed Exit TXWY P	FEDERAL AIRPORT AID-2010-MIDWAY	198,257
Midway	35240	Runway 13C/31C High-Speed Exit to Taxiway A	AVIATION REVENUE BOND-2010-MIDWAY	226,100
Midway	35241	Runway 13L/31R	AVIATION REVENUE BOND-2010-MIDWAY	1,187,000
Midway	35246	Building Systems Digital Control System	AVIATION REVENUE BOND-2010-MIDWAY	100,000
Midway	35249	Hold Pad 31C Rehabilitation Phase 2	AVIATION REVENUE BOND-2010-MIDWAY	709,940
Midway	35250	Security Camera Upgrade	FEDERAL AIRPORT AID-2010-MIDWAY	2,734,418
O'Hare	117	TERMINAL 3 FACE INTERIOR UPGRADE	PASSENGER FACILITY CHARGE BONDS - 2010	513,110
O'Hare	117	TERMINAL 3 FACE INTERIOR UPGRADE	AVIATION REVENUE BOND - 2010	1,085,402
O'Hare	199	AVI GROUND TRANSPORTATION	AVIATION REVENUE BOND -	1,885,244

Program	Capital Project ID	Project Name	Funding Source	2010 Funding Amount
		O'HARE	2010	
O'Hare	199	AVI GROUND TRANSPORTATION O'HARE	AVIATION ENTERPRISE FUND - 2010	1,300,000
O'Hare	277	SECURITY ENHANCEMENTS City Discretionary	AVIATION REVENUE BOND - 2010	434,056
O'Hare	299	REHAB PEDESTRIAN WALKWAYS FROM T5 TO UPPER LEVEL ROADWAY T5	AVIATION REVENUE BOND - 2010	1,640,444
O'Hare	304	BAGGAGE SERVICE (DEPRESSED) ROADWAY REHABILITATION	AVIATION REVENUE BOND - 2010	286,923
O'Hare	329	HTW SYSTEM PUMP UPGRADE	AVIATION REVENUE BOND - 2010	707,064
O'Hare	450	CONCESSIONS	AVIATION REVENUE BOND - 2010	1,002,876
O'Hare	453	Airport Restroom Modernization all phases	AVIATION REVENUE BOND - 2010	9,465,166
O'Hare	482	CRITICAL INFRASTRUCTURE UPGRADE PROJECT - 2006	AVIATION REVENUE BOND - 2010	5,927,991
O'Hare	488	FUTURE ATS VEHICLE OVERHAUL (H5157)	AVIATION REVENUE BOND - 2010	455,687
O'Hare	501	FACE BID PACKAGE 1	PASSENGER FACILITY CHARGE BONDS - 2010	18,992,007
O'Hare	501	FACE BID PACKAGE 1	AVIATION REVENUE BOND - 2010	3,266,501
O'Hare	509	FACE BID PACKAGE 2	PASSENGER FACILITY CHARGE BONDS - 2010	6,079,001
O'Hare	509	FACE BID PACKAGE 2	AVIATION REVENUE BOND - 2010	633,998
O'Hare	535	TERMINAL 5 CDX Baggage	AVIATION REVENUE BOND - 2010	(559,044)
O'Hare	535	TERMINAL 5 CDX Baggage	AVIATION ENTERPRISE FUND - 2010	(684,487)
O'Hare	535	TERMINAL 5 CDX Baggage	FEDERAL AIRPORT AID - 2010 - O'HARE	1,906,609
O'Hare	538	REPLACE DOMESTIC HW CONVERTERS & PUMPS	AVIATION REVENUE BOND - 2010	190,939

Program	Capital Project ID	Project Name	Funding Source	2010 Funding Amount
O'Hare	543	TERMINAL 1 FACE UPGRADE	AVIATION REVENUE BOND - 2010	337,773
O'Hare	543	TERMINAL 1 FACE UPGRADE	PASSENGER FACILITY CHARGE-2010-O'HARE	1,219,024
O'Hare	582	EQUIPMENT ACQUISITION - HIGH SPEED SNOW REMOVAL TEAM	AVIATION REVENUE BOND - 2010	17,738,000
O'Hare	583	AIRSIDE CARGO TUNNEL REPAIR - Study (H6160)	AVIATION REVENUE BOND - 2010	532,175
O'Hare	643	REPLACE HTW/LTW CONVERTERS AND PUMPS Des/Const	AVIATION REVENUE BOND - 2010	6,832,305
O'Hare	654	Pump House Rehab (Lot B) (H3060)	AVIATION REVENUE BOND - 2010	1,971,054
O'Hare	666	EQUIPMENT MODERNIZATION	PASSENGER FACILITY CHARGE BONDS - 2010	265,436
O'Hare	33491	Rehab Pedestrian Corridor Expan Jts (2)	AVIATION REVENUE BOND - 2010	296,378
O'Hare	33494	T3 Interior Rehab - Terrazzo/Column Covers	AVIATION REVENUE BOND - 2010	61,033
O'Hare	33499	K Extension Sub Drainage Modifications	AVIATION REVENUE BOND - 2010	336,675
O'Hare	33503	T1 Roof Leak Repair (Study Only)	AVIATION REVENUE BOND - 2010	246,257
O'Hare	33505	Demolition of Existing DOA Office Space (T2)	AVIATION REVENUE BOND - 2010	200,000
O'Hare	33509	Consolidated Cooling System Analysis	AVIATION REVENUE BOND - 2010	431,790
O'Hare	33512	Update Single Line Diagrams	AVIATION REVENUE BOND - 2010	857,573
O'Hare	33516	T5 Upper Level Roadway Grout Pocket Repairs	AVIATION REVENUE BOND - 2010	2,186,222
O'Hare	33522	NE Cargo Development (Military Bond Component)	FEDERAL AIRPORT AID - 2010 - O'HARE	13,847,921
O'Hare	33523	Pedestrian Corridor	AVIATION REVENUE BOND - 2010	762,037
O'Hare	33531	Johnson Road Rehab and South Access Road Military Bond Component	AVIATION REVENUE BOND - 2010	(380,550)

Program	Capital Project ID	Project Name	Funding Source	2010 Funding Amount
O'Hare	33533	10L/28R Post Tension Slab Replacement	AVIATION ENTERPRISE FUND - 2010	(4,618,856)
O'Hare	33533	10L/28R Post Tension Slab Replacement	FEDERAL AIRPORT AID - 2010 - O'HARE	5,532,611
O'Hare	33549	Runway 4R/22L Rehab EMAS Design / Construction	AVIATION REVENUE BOND - 2010	(1,687,374)
O'Hare	33549	Runway 4R/22L Rehab EMAS Design / Construction	FEDERAL AIRPORT AID - 2010 - O'HARE	4,435,323
O'Hare	33553	Taxiway W/T Construction	AVIATION ENTERPRISE FUND - 2010	1,748,722
O'Hare	33554	Runway 9R/ 27L Rehab - Design	AVIATION REVENUE BOND - 2010	162,500
O'Hare	33554	Runway 9R/ 27L Rehab - Design	FEDERAL AIRPORT AID - 2010 - O'HARE	487,500
O'Hare	33556	UAL Conc B/C Apron Expansion Joint Repair	AVIATION REVENUE BOND - 2010	34,602
O'Hare	33558	Airport Surface Detection Equip Model X (ASDE-X)	AVIATION REVENUE BOND - 2010	760,000
O'Hare	33559	NE Cargo Lynx-Taxilane Construction	AVIATION REVENUE BOND - 2010	7,697
O'Hare	33561	Structural Restoration/Mods of Utility Ring Tunnel	PASSENGER FACILITY CHARGE BONDS - 2010	524,976
O'Hare	33561	Structural Restoration/Mods of Utility Ring Tunnel	AVIATION REVENUE BOND - 2010	302,705
O'Hare	33568	Replace AHU 9T-S10 at Concourse H/K Apex	PASSENGER FACILITY CHARGE BONDS - 2010	1,362,250
O'Hare	33570	Military Site Utilities	AVIATION ENTERPRISE FUND - 2010	11,163
O'Hare	33571	DOA Office Consolidation (Bldg 4)	AVIATION REVENUE BOND - 2010	8,042,930
O'Hare	33571	DOA Office Consolidation (Bldg 4)	AVIATION ENTERPRISE FUND - 2010	194,321
O'Hare	33574	General Land Planning	AVIATION ENTERPRISE FUND - 2010	1,414,319
O'Hare	33578	Concourse B/C Apron Exp. Jt Repair - Construction	AVIATION REVENUE BOND - 2010	754,027

Program	Capital Project ID	Project Name	Funding Source	2010 Funding Amount
O'Hare	33591	Access Control & Biometric Enhancement	AVIATION REVENUE BOND - 2010	1,046,560
O'Hare	33591	Access Control & Biometric Enhancement	AVIATION ENTERPRISE FUND - 2010	1,276,235
O'Hare	33600	Phase 4 Additional Signage	AVIATION REVENUE BOND - 2010	1,361,219
O'Hare	33604	Aviation Consulting Services	AVIATION REVENUE BOND - 2010	125,000
O'Hare	33606	Concourse E/F Signage (H1128)	AVIATION REVENUE BOND - 2010	1,892,484
O'Hare	33611	Upgrade Concourses E/F Food Court	AVIATION REVENUE BOND - 2010	172,702
O'Hare	33611	Upgrade Concourses E/F Food Court	AVIATION ENTERPRISE FUND - 2010	2,926
O'Hare	33617	Airport Equipment Acquisition 2001-2010	PASSENGER FACILITY CHARGE BONDS - 2010	1,002,394
O'Hare	33617	Airport Equipment Acquisition 2001-2010	AVIATION REVENUE BOND - 2010	11,099,186
O'Hare	33617	Airport Equipment Acquisition 2001-2010	AVIATION ENTERPRISE FUND - 2010	1,645,153
O'Hare	34445	Terminal HVAC Upgrades (H0072.07-01 thru .09-05)	AVIATION REVENUE BOND - 2010	5,475,976
O'Hare	34452	EPS Expansion Joint Replacement	AVIATION REVENUE BOND - 2010	3,234,535
O'Hare	35122	Elevated Parking Structure Upgrades (H5163)	AVIATION REVENUE BOND - 2010	784,733
O'Hare	35123	2008 Annual Parking Lot Preventive Maint (H5160)	AVIATION REVENUE BOND - 2010	1,158,131
O'Hare	35124	ATS Upgrades & Structural Inspection (H5162)	AVIATION REVENUE BOND - 2010	359,785
O'Hare	35170	Upper Level Roadway Landscaping - Design (H1097)	AVIATION ENTERPRISE FUND - 2010	61,145
O'Hare	35173	Upgrade LTW Secondary Heat System in T2 (H1131)	AVIATION REVENUE BOND - 2010	566,803
O'Hare	35174	T1 Curbside Skycaps and Vestibules (H1097.09)	AVIATION REVENUE BOND - 2010	630,000

Program	Capital Project ID	Project Name	Funding Source	2010 Funding Amount
O'Hare	35175	O'Hare CIP Implementation 2010 (H0009)	AVIATION REVENUE BOND - 2010	9,000,000
O'Hare	35177	Terminal Apron Pavement - 2009	AVIATION REVENUE BOND - 2009	3,884,994
O'Hare	35178	I-190 Collector Distributor	AVIATION ENTERPRISE FUND - 2010	590,983
O'Hare	35179	I-190 Bridge Over Bessie Coleman Construction	AVIATION REVENUE BOND - 2010	2,099,613
O'Hare	35180	10L/28R Runway Status Light (RWSL)	FEDERAL AIRPORT AID - 2010 - O'HARE	1,370,735
O'Hare	35182	Rehab H&R Electrical Systems ABCD Des/Const	AVIATION REVENUE BOND - 2010	3,867,914
O'Hare	35183	Airline Consulting Services 2010	AVIATION REVENUE BOND - 2010	459,817
O'Hare	35184	Closed Circuit Television Security Cameras	AVIATION ENTERPRISE FUND - 2010	(177,509)
O'Hare	35184	Closed Circuit Television Security Cameras	FEDERAL AIRPORT AID - 2010 - O'HARE	1,185,093
O'Hare	35185	Trunked Radio Site Upgrade	AVIATION REVENUE BOND - 2010	849,938
O'Hare	35186	T5 Security Equipment	AVIATION REVENUE BOND - 2010	2,714,400
O'Hare	35187	T1 B South EDS In-Line Baggage	AVIATION REVENUE BOND - 2010	1,069,329
O'Hare	35187	T1 B South EDS In-Line Baggage	FEDERAL AIRPORT AID - 2010 - O'HARE	9,623,956
O'Hare	35188	PA System Upgrade & Mods for ADA Compliance	AVIATION REVENUE BOND - 2010	3,394,900
O'Hare	35189	OEMC Relocations & Renovations	AVIATION ENTERPRISE FUND - 2010	671,909
O'Hare	35190	Vammas Snow Removal Equipment	AVIATION REVENUE BOND - 2010	1,342,675
O'Hare	35205	Taxiway N & Parallel Taxilane Construction Military Bond Component	AVIATION REVENUE BOND - 2010	156,184
O'Hare / Omp	854	PRELIMINARY ENGINEERING	AVIATION REVENUE BOND - 2010	1,000,000

Program	Capital Project ID	Project Name	Funding Source	2010 Funding Amount
O'Hare / Omp	855	PROPERTY ACQUISITION	AVIATION REVENUE BOND - 2010	50,563,420
O'Hare / Omp	856	WETLANDS MITIGATION	AVIATION REVENUE BOND - 2010	2,119,583
O'Hare / Omp	861	RUNWAY 10C/28C - DESIGN	AVIATION REVENUE BOND - 2010	16,130,933
O'Hare / Omp	862	RUNWAY 10C/28C CONSTRUCTION	PASSENGER FACILITY CHARGE BONDS - 2010	54,088,647
O'Hare / Omp	862	RUNWAY 10C/28C CONSTRUCTION	AVIATION REVENUE BOND - 2010	260,541,678
O'Hare / Omp	862	RUNWAY 10C/28C CONSTRUCTION	FEDERAL AIRPORT AID - 2010 - O'HARE	26,500,000
O'Hare / Omp	863	PROGRAM ADMINISTRATION	AVIATION REVENUE BOND - 2010	23,291,818
O'Hare / Omp	34459	Runway 9C - 27C Completion Phase	PASSENGER FACILITY CHARGE-2010-O'HARE	30,044,545
O'Hare / Omp	34459	Runway 9C - 27C Completion Phase	FEDERAL AIRPORT AID - 2010 - O'HARE	2,200,000
O'Hare / Omp	34460	Runway 9R Extension Completion Phase	PASSENGER FACILITY CHARGE-2010-O'HARE	6,251,742
O'Hare / Omp	34461	Runway 10R - 28L Completion Phase	PASSENGER FACILITY CHARGE-2010-O'HARE	20,419,371
O'Hare / Omp	34461	Runway 10R - 28L Completion Phase	FEDERAL AIRPORT AID - 2010 - O'HARE	6,552,375
O'Hare / Omp	34462	Taxiway LL Completion Phase	PASSENGER FACILITY CHARGE-2010-O'HARE	3,724,673
O'Hare / Omp	35203	Program Administration Completion Phase (OH0070)	PASSENGER FACILITY CHARGE-2010-O'HARE	17,500,974
O'Hare / Omp	35204	Noise Mitigation - Phase 1 all projects	AVIATION REVENUE BOND - 2010	5,790,776
O'Hare / Omp	35204	Noise Mitigation - Phase 1 all projects	FEDERAL AIRPORT AID - 2010 - O'HARE	18,000,000

Facility Locations

Location	Address	Zip	Phone
O'Hare International Airport - ORD	10000 Bessie Coleman Dr. Chicago, IL	60666	773-686-2000
Midway International Airport - MDW	5700 S. Cicero Ave. Chicago, IL	60638	773-838-0600

Unions Representing Department Employees

Unions
AFSCME
PUBLIC SAFETY EMPLOYEES UNION – UNIT II
TEAMSTERS
INT'L UNION OF OPERATING ENGINEERS
PIPE FITTERS' ASSOCIATION
NATIONAL CONFERENCE OF FIREMEN & OILERS
SIGN & PICORIAL PAINTERS UNION
INT'L BROTHERHOOD OF ELECTRICAL WORKERS (I.B.E.W.)
WINDOW CLEANERS UNION
INT'L ASSN. OF MACHINISTS AND AEROSPACE WORKERS
PAINTERS' DISTRICT
SHEET METAL WORKERS' INT'L ASSOCIATION
INT'L UNION OF OPERATING ENGINEERS
PUBLIC SERVICE EMPLOYEES UNION (SEIU)
CHGO & NORTHEAST ILLINOIS DISTRICT COUNCIL UNITED BROTHERHOOD OF CARPENTERS & JOINERS OF AMERICA
LABORS INT'L UNION
LABORORS INT'L UNION
ILLINOIS COUNCIL OF POLICE (ICOP)

SISTER AGENCIES

CHICAGO CITY COLLEGES

CHICAGO PUBLIC SCHOOLS

CHICAGO TRANSIT AUTHORITY

CHICAGO HOUSING AUTHORITY

CHICAGO PARK DISTRICT



City Colleges of Chicago
Martin Cabrera Jr., Chairman
Cheryl L. Hyman, Chancellor
226 West Jackson
Chicago, IL 60606
(312) 553-2510

MISSION STATEMENT

Through our seven colleges, we deliver exceptional learning opportunities and educational services for diverse student populations in Chicago. We enhance knowledge, understanding, skills, collaboration, community service and life-long learning by providing a broad range of quality, affordable courses, programs, and services to prepare students for success in a technologically advanced and increasingly interdependent global society. We work to eliminate barriers to employment and to address and overcome inequality of access and graduation in higher education.

The City Colleges is governed by a Board of Trustees of seven members; Seven appointed by the Mayor of the City of Chicago and one non-voting student Trustee.

GOALS

In November 2010, Mayor Daley and City Colleges of Chicago (CCC) launched a top-to-bottom reinvention of the 99-year old community college system, focused on the goal of ensuring that CCC students have the skills that make them ready to compete for the jobs of the 21st century and are better prepared to enter four-year universities.

With enrollment of approximately 120,000 students, ensuring that CCC better prepares its students is essential to Chicago's economic future.

As part of the reinvention, CCC has established four overarching, student-centered goals:

- Increase the number of students earning college credentials of economic value.
- Increase the rate of transfer to bachelor's degree programs following CCC graduation.



- Drastically improve outcomes for students requiring remediation.
- Increase the number and share of ABE/GED/ESL students who advance to and succeed in college-level courses.

To achieve these goals, CCC has launched a highly-collaborative, multi-staged process, involving CCC faculty, staff, and students and external advisory councils. These teams will develop and then implement solutions in eight key areas of CCC's educational and operational practices that require improvement in order to ensure students are prepared to succeed in the 21st century economy.

Program portfolio review: increase the economic value of credentials and the number of transfers to higher education.

Remediation: improve outcomes for students needing remediation, including more swiftly moving students into credit programs, and creating partnerships with Chicago Public Schools and others.

Adult Education: improve programs so that students are on the pathway to completion of their program and successfully transfer to college credit courses.

Student Support and Pathways: improve advising, tutoring, job placement, and transfer and other wraparound supports.

Faculty & Staff Development: create development programs that better support faculty and staff in their service to students, establish performance goals and evaluation methods.

Operational Excellence and Optimization: improve the return on non-instructional related investments, and build an investment strategy that supports student success.

Technology: drive significant improvement in both instructional and non-instructional technology and data integrity to ensure students, faculty and staff have the tools necessary to succeed.

Strategic Capital Planning and Investments: modernize facilities and ensure that updated resources and technologies are available to prepare students for success in their new careers.

Critical Programs/Services to Assist Residents

CCC provides Baccalaureate Transfer, Workforce, Adult Education, and Continuing Education. Listed below are examples of services provided to assist residents.

Foreclosure Prevention Workshops

This free workshop is for homeowners who want to know more about the current economic situation and the effect on home ownership.

People's Law School

In concert with the Chicago Legal Clinic, the City Colleges of Chicago offers free legal workshops in which distinguished judges and or lawyers explain in layman's terms how the legal system works and how it can help you.

Entrepreneurship Workshops: Provides opportunities for residents to learn the basics of entrepreneurship, such as Creating a Successful Business Plan (Online) and Starting Your Own Business

Computer Literacy Workshops for Seniors

Basic computer skills training targeted to senior residents.

Sustainable Urban Horticulture Program

In partnership with the Chicago Botanic Gardens and Windy City Harvest, participants acquire hands-on experience with sustainable vegetable production and learn essential business skills.

Washburne Culinary Institute

Washburne Culinary Institute offers an affordable, high quality culinary education. Certificate and Associate Degree programs prepare our graduates with skills for immediate employment.

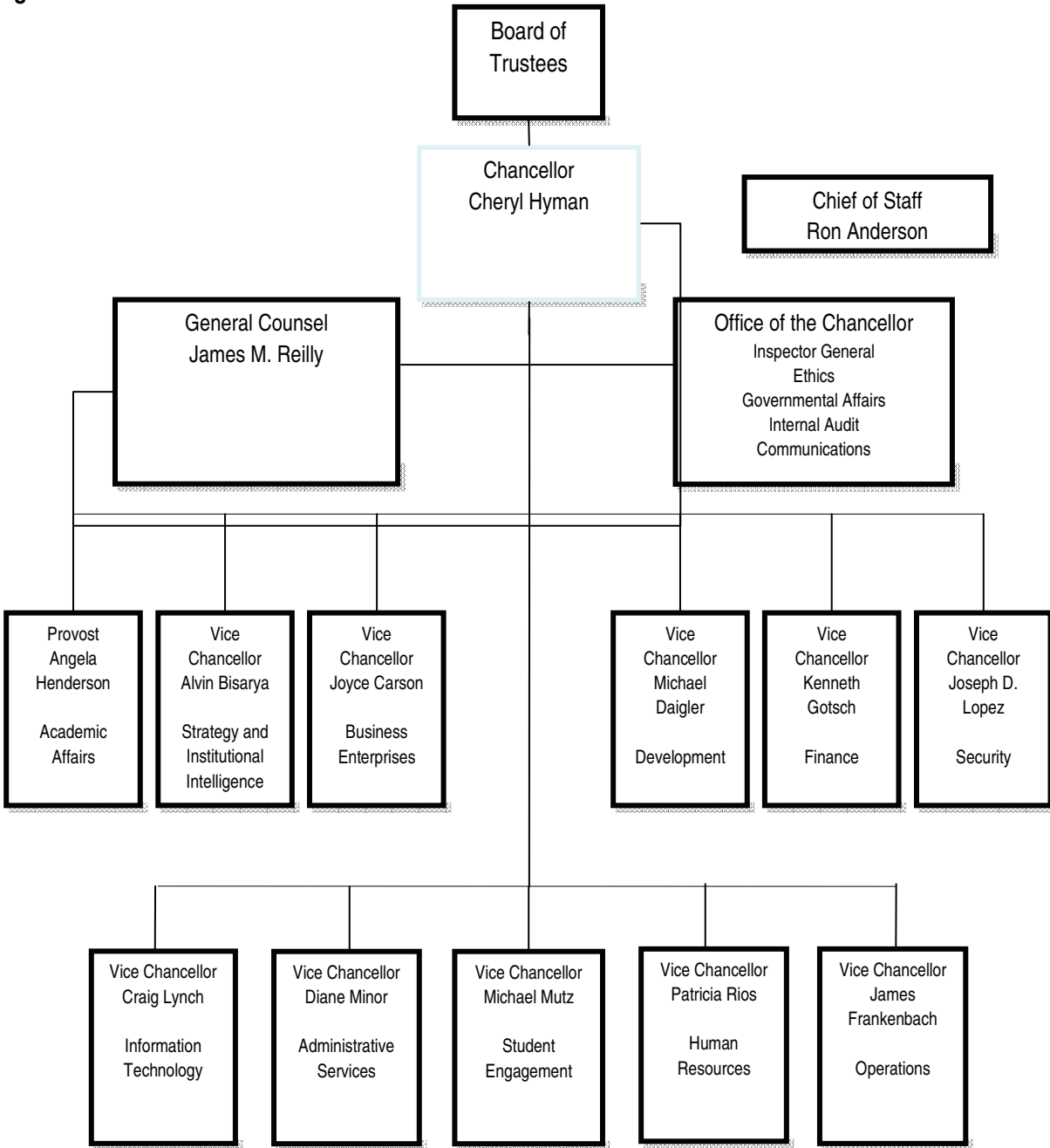
Dawson Technical Institute/Kennedy King College

Dawson Technical Institute is an Occupational Skills Center for the Construction Trades and it currently offers to the residents of Chicago courses in construction, including Air Conditioning and Refrigeration, Bricklayer Basic Certificate, Building Energy Technologies, Concrete Masonry, Construction Carpentry, Construction Management, Construction Painter, Overhead Electrical Line Worker, Plumbing and Fire Protection and Welder.

The Adult Education Program:

The CCC Adult Education program offers courses for adults who lack sufficient mastery of basic educational skills to enable the individuals to function effectively in society. This program is designed for those who do not have a secondary school diploma or its recognized equivalent, and have not achieved an equivalent level of education or are unable to speak, read, or write the English language.

Organizational Chart



FY 2011 Operating Budget Overview

The Fiscal Year 2011 Budget is prepared to support the new leadership's mission of reinventing the City Colleges of Chicago to operate as one cohesive, integrated district. CCC will provide rational programs with measures and outcomes, more effective remediation to prepare students for college level courses, stronger alliance with Business partners for relevant program offerings that will result in student job placements, enhanced system wide articulation agreements with four year institutions (like the one recently executed with the University of Illinois at Chicago (UIC)) for effective student transfer to a four year university, and increased accountability across the board to insure delivery of quality programs and services.

- The FY 2011 operating budget is balanced and totals \$454.4 million
- Includes \$139 million for capital. A Capital Advisory Committee created to assess needs
- City Colleges : Reinvolution towards a new operating model
 - Reprogrammed FY11 appropriations
 - Budgeted funds for reorganization and to address updated marketplace requirements, student experience and technology needs.
- Approved \$3.0 million in property tax levy reduction to help provide relief to city residents.
- "Right sizing" non-instructional staff at colleges and District Office.
- No Salary increase for all non-bargained for employees
- Reduce supplies, travel and other expenses by approximately \$4 million

Financial Challenges. City Colleges continues to face numerous challenges as it prepares for another fiscal year.

- The State does not have a structurally balanced budget. This uncertainty of funding negatively effects sound long term financial planning practices and the development of strong college academic programs.
- ICCB capital appropriations for Olive Harvey \$30 million, Wright \$5 million and Truman \$5 million have been appropriated for but not yet funded.
- Basic infrastructure and equipment are old and inadequate, requiring high maintenance and repair costs. Due to the aging building infrastructure at the City Colleges of Chicago, it is becoming increasingly difficult to attract students. Currently, there is a deferred maintenance backlog that exceeds \$600 million.
- The intense competition for student recruitment from public and private four-year institutions, as well as proprietary schools in Chicago continues.
- Many students entering the City Colleges system require additional assistance such as remedial math, English and tutoring costing District over \$20 million per year.
- State wide funding continues to remain fairly stagnant due to a lack of any inflationary increases in statewide funding for community colleges remaining well below FY2002 levels.

Funding Resources

- Community colleges initially were intended to be funded equally from three sources: property taxes, state funding and tuition and fees. The State is not funding its share.
 - Total FY2011 resources equal \$312.9 million from the following sources: 38% property taxes, 37% tuition and fees, 20% state, and 5% other.

- \$113 million tuition and fee revenue which is up \$12.2 over FY 2010 primarily due to double digit enrollment increases; as well as an increase in tuition from \$79 to \$87 per credit hour. Registration, activity and CDL fees increased \$5, \$20 and \$5, respectively.
- The District receives restricted grants totaling approximately \$67 million, with an additional \$75 million in financial aid passed through to students.
- Future year revenue gaps will be addressed by a multi-year forecast, meeting with students and staff to discuss possible revenue enhancements and expenditure reductions; as well as carefully monitoring expenditures and improving processes and efficiencies.

State Funds

- The District expects to receive approximately \$48 million in **credit hour** reimbursement this year.
- The District also receives approximately \$.4 million annually based on the amount of **square footage** occupied by the District.
- District will receive \$15 million in **alternative equalization grant** to replace a flawed equalization funding formula.
- The District receives approximately \$5.7 million in state **adult education grants**. These funds, combined with federal grants totaling approximately \$3.2 million, help to support the adult education program.

Where does the money go?

- Total District expenditures (all operating funds) for FY2011 are \$312.9 (million broken down as follows:
 - Sixty-seven percent (\$210 million) for salaries and fringe benefits of the approximately 7,100 employees.
 - Fourteen percent (\$43 million) for services
 - Ten percent (\$33 million) for travel, fixed charges, scholarship and waivers; as well as other which includes expenses associated with reinvention initiative
 - Nine percent (\$27 million) for supplies and utilities

Fund Type	FY2009 Audit	FY2010 Budget	FY2011 Budget	11 vs. 10 \$ Change	% Change
Operating Funds					
Unrestricted	\$262.7	\$294.5	\$312.9	\$18.4	6.2%
Restricted	130.7	122.6	141.5	18.9	15.4%
Total Operating	393.4	417.1	454.4	37.3	8.9%
Capital Fund	18.8	75.0	127.5	52.5	70.0%
Debt Service Funds	38.3	0.0	0.0	0.0	0.0%
Total Appropriation	\$450.5	\$492.1	\$581.9	\$89.8	18.2%

IMPORTANT DATES

Spring 2011 Term	Activity/Event
January 10, 2011 (Monday)	Spring 2011 Session begins
January 10-15, 2011 (Monday – Saturday)	Early registration for Spring 2011 Session
January 17, 2011 (Monday)	Martin Luther King Holiday
January 18, 2011 (Tuesday)	First day of classes for Spring 2011 Session
January 18-22, 2011 (Tuesday – Saturday)	Open registration for Spring 2011 Session
January 22, 2011 (Saturday)	Saturday classes begin
February 21, 2011 (Monday)	Presidents' Day (Holiday)
March 16, 2011 (Wednesday)	Mid-Term date for Spring 2011 Session
April 18-24, 2011 (Monday – Sunday)	Spring break
April 25, 2011 (Monday)	Last day for student initiated withdrawals
May 11, 2011 (Wednesday)	Graduation 2011
May 14, 2011 (Saturday)	Spring 2011 Sessions ends
August 22, 2011 (Monday)	Fall 2011 Session begins
September 11, 2011 (Sunday)	100 TH Anniversary of City Colleges of Chicago
December 10, 2011 (Saturday)	Fall 2011 Session ends

Private/Public Cooperative Agreements

Plum Cafes

The Cafes provide food service to students at Harold Washington College (HWC).

Compass Group, North American

Cafeteria services for six colleges and the five Childcare Centers.

French Pastry School, LLC (FPS)

The FPS, in partnership with Kennedy-King College offers a 24 week Pastry cooking program, a 16 week Cake program, and Continuing Education pastry courses.

Becks Bookstore

Two locations provide bookstore services for Harold Washington and Truman College students.

Follet Higher Education Group

In-house bookstores located at Daley College, Kennedy-King College, Malcolm X/Colleges, Olive-Harvey College, and Wright College.

Electrical Joint Apprenticeship Training Trust

The Board of Trustees in conjunction with Electrical Training Trust offers an Associate in Applied Science degree program in Electrical Construction Technology at Richard J. Daley College (Arturo Valasquez Institute).

Allied Health Care Agreements

Nursing and Allied Health programs have a multitude of clinical agreements across the city.

Boards & Advisory Boards

Title	Member	Responsibilities
Chairman of the Board	Martin Cabrera Jr.	Conducts the Board's public and executive session meetings; Chair of the Executive Committee
Vice-Chairman	Nancy Clawson	Conducts meetings in the Chairman's absence
Secretary	Terry E. Newman	Maintains the minutes of closed sessions, board meetings and any executive meetings
Board Member	Gloria Castillo	Chair of Committee of Human Resources
Board Member	Vacant	Chair of Committee on Finance and Administrative Services
Board Member	Everett Rand	
Board Member	Rev. Albert D. Tyson, III	Chair of Committee on Academic and Student Services
Student Board Member	Gwen Fulgern	Non-voting

Capital Projects

Table 1
City Colleges of Chicago
FY2011 Approved Capital Projects
(\$ thousands)

College and Project Description	FY2011	FY2012	Total
Daley College			
Design and Build-out of LaSalle Bldg.	\$100	\$1,100	\$1,200
Renovation & update science and nursing labs	1,800	800	2,600
Exterior Improvements	1,265	3,900	5,165
Main Building replacement	20,000	40,000	60,000
Miscellaneous projects	835	500	1,335
Total	\$24,000	\$46,300	\$70,300
Olive-Harvey College			
Replacement Building for temporary facilities	\$30,700	0	\$30,700
Interior Renovations	1,275	500	1,775
Campus entrance and signage	1,300	300	1,600
Athletic field	1,000		1,000
Ceiling tile replacement	2,700		2,700
New Transportation Building	0	21,187	21,187
Exterior Renovations	300	100	400
Renovate & update science and nursing labs	1,760	800	2,560
Total	\$39,035	\$22,887	\$61,922
Truman College			
Parking and student service center	\$25,000	\$2,000	\$27,000
College and Project Description			
Elevator	300		300
Pool/well point/conditioning Ph. II space	1,050		1,050
Capital Improvements	5,000		5,000
Miscellaneous projects	475	400	875
Renovation & update of science and nursing labs	300	200	500
Remodel existing student services offices	2,500	2,500	5,000
Total	\$34,625	\$5,100	\$39,725
Malcolm X College			
New Service Building	3,000		3,000
Renovation Phases I & II (moved to 2013)			
Miscellaneous projects	340	500	840
Student science and nursing labs, hardware, software and peripherals	825	100	925
Total	\$4,165	\$600	\$4,765
Kennedy-King Dawson Technical Institute			
Miscellaneous Projects	728	500	1,228

HVAC System Repair/Upgrade	\$1,500	\$2,000	\$3,500
Exterior improvements	400		400
Total	2,628	2,500	5,128
Kennedy-King College			
Demolition of old facility	1,000	100	1,100
Miscellaneous projects	500	500	1,000
Total	\$1,500	600	\$2,100
Harold Washington College			
College and Project Description	FY2011	FY2012	Total
Sustainable Green Roof/Student Lab		\$2,000	\$2,000
Upgrade science and nursing labs	850	200	1,050
Miscellaneous projects	500	500	1,000
Total	\$1,350	\$2,700	\$4,050
Wright			
Humboldt Park – feasibility study	\$100	0	\$100
Humboldt Park – Vocational Center Improvements	5,000	0	5,000
Upgrade- Science and nursing labs	1,725	100	1,825
Interior Renovations	2,735	200	2,935
Roof replacement	250	3,250	3,500
Total	\$9,810	\$3,550	\$13,360
District-Wide			
Miscellaneous projects	\$850	\$300	\$1,150
Renovation of 4 th -8 th FL Data Center	4,000		4,000
Parking Lot and Sidewalk Maintenance	450	100	550
Elevators at District Office	1,500	100	1,600
PA Systems District Wide	200		200
OIT Projects	13,200	1,000	14,200
Administration and Legal fees	200	200	400
Security upgrades/cameras/emergency stations	1,500	250	1,750
Total	\$21,900	\$1,950	\$23,850
Grand Total All Projects	\$139,013	\$86,187	\$225,200

A Capital Improvement Plan is a spending “blueprint” that identifies projects for maintaining, replacing or expanding the capital assets (i.e., assets with a long useful life) for the City Colleges. Sources of funding (i.e., capital resources) are outlined as well as the proposed uses (capital requirements). Proposed capital requirements include expenditures for all aspects of the Capital Improvement Plan, from architectural and engineering planning, land acquisition, construction and durable equipment purchases.

The Capital Improvement Plan will change over time as educational needs evolve, the nature of the educational programs and offerings change, and resource projections are refined. Its use is as a planning tool and to facilitate open discussion and debate. Capital improvement plans are typically reviewed and updated on an annual basis.

That review would also encompass identification, authorization and financing for specific capital projects drawn from the Capital Improvement Plan that are to be initiated during any given fiscal year.

The FY2011 to FY2015 Capital Improvement Plan recommends spending on capital assets and programs such as replacement and significant maintenance projects for buildings and internal capital assets (e.g., HVAC system), classrooms including technology upgrades, campus infrastructure (e.g., sidewalks and parking lots), and district-wide projects including information technology projects. The Capital Improvement Plan also recommends funding sources including bond proceeds, state funds and other existing assets.

The Department of Administrative Services has assessed the condition of existing capital assets and facilities, evaluated future capital requirements and made the recommendations contained in this document regarding the overall size of the Capital Plan, the projects and programs submitted by each campus responsible for capital investments, and on the appropriate balance of investments between these competing demands for scarce capital resources.

The Department of Finance has forecast available funding sources for the Capital Improvement Plan. These resources include bond proceeds, state grants, City of Chicago grants and loans, as well as existing CCC assets. A comparison of these resources to the capital requirements results in the identification of additional funding needs (i.e., the capital funding gap) required to complete the Capital Improvement Plan.

Capital Improvement Planning Process

The Capital Improvement Plan was prepared during FY2010 based upon a comprehensive survey of all existing capital assets – including buildings, campus infrastructure and parking lots – conducted by a team of architects and engineers (A&E) from Asset Planning Associates. The survey included a condition assessment of all existing capital assets as well as a cost estimate related to the ongoing replacement and maintenance of those assets. In addition, the administration of each campus provided estimates of additional capital requirements associated with academic enhancements needed to upgrade classrooms and laboratories in order to reflect current technological requirements as well as enhancements related to new academic programs envisioned for those campuses.

The survey data for the A&E team as well as proposed academic enhancements for each campus were evaluated by the Department of Administrative Services. Those evaluations included prioritizing each capital project based upon a set of evaluation and allocation criteria including life safety and/or environmental concerns, compliance with building code and other legal mandates, as well as asset renewal needs (i.e., typical life and replacement cycles) of capital assets. All survey, cost and maintenance data were incorporated into the CCC's comprehensive asset management system, ReCAPP (Renewal Capital Asset Priority Planning).

Capital Requirements

The result of these capital planning processes was the specification of total capital requirements for the City Colleges of Chicago, which totaled approximately \$807 million over the five year time frame of the Capital Improvement Plan (FY2011-FY2015). The figures from the five-year capital plan have been updated, and now include what was spent in FY2010 as well as the addition of cost estimates through FY2015.

The capital requirements were classified along multiple dimensions including the nature of the capital projects, year in which the project is to be initiated and location. Location classifications reflect the seven college campuses, the CCC's headquarters and capital assets that benefit the entire system (e.g., primarily information technology projects that are "district-wide"). Extensive detail along those dimensions is contained within in the ReCAPP system and summarized in the following tables and illustrated in the accompanying figures. Although this document is intended

to provide information for the FY2011 Capital Plan, it is important to understand the five-year capital requirements. The total need for FY2011-2012 is shown in Table 1, while Tables 2A and 2B illustrate the capital needs for FY2011-15. The complete five-year Capital Improvement Plan is available as a separate book at the following website:

Unions Representing Agency Employees

Employee Bargaining Units	Represented Employees	Term of Contract
CCCLOC IEA_NEA	Part-time Credit Lecturers	Expires 6/30/12
Local 7 AFL-CIO	Firemen and Oilers	Expires 6/30/12
Local 73 SEIU	Janitorial Employees	Expires 6/30/12
Local 399 AFL_CIO	Operating Engineers	Expires 6/30/12
Local 1708 IFT-AFT	College Clerical and Technical Employees	
Local 1220 IBEW	Radio and Television Broadcast Engineers	Expires 6/30/11
Local 1600 AFT AFL-CIO	Full time Faculty, Full and Part time Professionals and Security	Expires 7/15/13
Local 3506 AFSCME	Adult Educators	



Chicago Public Schools
Mary B. Richardson-Lowry, President
Terry Mazany, Interim CEO
125 S. Clark Street
Chicago, IL 60603
Phone: 773-553-1500
Email: tmazany@cps.k12.il.us

CENTRAL PURPOSE

Chicago Public Schools (CPS) serves approximately 403,000 students in more than 676 schools. It is the nation's third-largest school system. The mission of CPS is to ensure that every child is on track to graduate prepared for success in college, work and life. To reach that goal in an increasingly challenging budget environment; we are continuing to focus resources on the following key areas for the academic 2010-2011 year:

1. Maintaining and enhancing classroom resources;
2. Providing parents with options and students with enrichment opportunities;
3. Ensuring the safety of all CPS students;
4. Measuring the performance of all programs; improving efficiency and streamlining operations.

GOALS FOR 2011

Maintaining and enhancing classroom and supporting resources

In addition to maintaining projected classroom size at 28 for K-3, 31 for grades 4-8, and 33 for grades 9-12, the district will focus on:

Talented teachers

In partnership with the State of Illinois, and with the support of private funders such as The Chicago Public Education Fund, 1,804 CPS teachers have completed National Board Certification, making Chicago a leader among large urban school districts. Teachers become eligible in their fourth year of teaching and must meet rigorous standards to become NBCTs. More than 400 schools have at least one NBCT and 57 schools have 15 percent or more NBCTs on staff.

Differentiating instruction

To increase student performance, the district will invest in Response to Intervention (RtI) framework which is based on the principle that all children can learn using a multi-tiered approach to meet the needs of struggling students especially in the areas of reading and mathematics.

Early Childhood Education

Preschool for All – More than 16,000 children will be prepared for a successful entry to kindergarten. Program offers a minimum of 2.5 hours a day of preschool programming for three- and four-year-olds, and is designed to promote a comprehensive approach to early childhood development. The district also invests in Community Partnerships Programs which supports community child care center programs in preparing eligible children for successful entry to preschool or kindergarten.

Head Start – This program will allow CPS to prepare more than 6,500 low income children for entry to kindergarten. This focuses on education, socio-emotional development, physical and mental health, and nutrition services for preschool children and their families who have incomes at or below the Federal poverty level.

Full-Day Kindergarten – Program provides teacher positions to supplement district-funded half-day kindergarten teacher positions, thereby increasing time on task for kindergarten children.

Meeting the needs of all learners, including students with specialized needs

CPS anticipates that 13% of the student population will require specialized educational services, which can include direct classroom instruction and aide

support; evidence-based instructional supports; transportation; assistive technology; or clinical services. Investments include: teachers and aides; clinical and related services; specialized schools and services; and charter and contract support.

Providing parents with options and students with enrichment opportunities

CPS aims to maintain and create engaging learning environments that encourage all students, and the provision of challenging and rewarding experiences before, during, and after school, including:

Serving students through magnet schools, selective enrollment schools and programs, and Advanced Placement and International Baccalaureate Curriculum

The 86 Selective Enrollment Elementary Schools (SEES) schools are geared for students who consistently demonstrate superior general reasoning ability and/or potential to excel in specific academic, creative or artistic areas. Magnet cluster schools specialize in one of the programmatic areas: world language, fine and performing arts, technology and IB Middle Years Programme. CPS offers magnet cluster programs at 115 schools.

The nine Selective Enrollment High Schools provide academically advanced students with a challenging and enriched college preparatory experience.

Serving students through a network of charter and contract schools

Launched in 2004, Renaissance 2010 was an initiative to increase the number of high-quality educational options across Chicago by the end of 2010. In six years, 103 new Renaissance 2010 schools have created innovative options for students in 20 of the 25 priority communities identified by the project. In total, CPS has 82 charter campuses.

Supporting students in finding the right college and career opportunities for them

In addition to our College and Career Academies, career and technology education curriculum is available in 11 different industry areas including: Technology and Communications, Business and Finance, Construction and Architecture, Health

Science, Law and Public Safety, and culinary and Hospitality programs.

Expanding efforts to improve schools that have consistently struggled academically

The number of turnaround schools is 17 of which 12 are managed by the Academy for Urban School Leadership (AUSL) and the other 5 schools are managed by the CPS Office of School Improvement.

Continuing high-quality programs that support academic instruction and enrich the development of children outside the regular school day, including:

Supplemental Education Services provide tutoring services to 35,000 students, including 80 hours of targeted math and reading instruction to 3,300 students.

Community Schools impact 30,000 students and 5,000 parents in 140 schools by providing enrichment, sports, and health programs before and after the school day.

Additional Learning Opportunities

pilot programs are now in place in 15 elementary schools to increase after-school learning opportunities in math and reading using on-line tools. Through ALO, the short CPS school day is effectively increased by two hours a day. Programming is linked to classroom instruction and provides access to critical new technologies.

Sports programming serves approximately 41,000 elementary school students at more than 300 schools who participate in 17 sports and extra-curricular programs. At the high school level, more than 50,000 students at 120 schools participate in 31 sports.

Ensuring the safety of all CPS students

The district aims to reduce the likelihood that at-risk CPS students will engage in, or become victims of, violence; and create a safe, secure and supportive environment for CPS students to improve attendance and excel academically. To achieve these goals, CPS invested federal stimulus funds in the creation of an innovative Violence Prevention Initiative to serve at-risk students through the following programs:

Student Mentorship and Advocacy Services Partner with community groups to provide mentoring and advocacy services to the district's highest risk students

Culture of Calm: Provides self-awareness resources and anger management programs to 38 focused neighborhood high schools serving more than 38,000 students.

Safe Passage: Implement School Community Watch Programs in school neighborhood experiencing high incidence of violence. Program is designed to provide community members with opportunities to become involved with safe passage for students traveling to and from school.

In addition, the district partners with Chicago Police Department to provide off-duty Chicago police officers to 96 high schools.

Measuring the performance of all programs; improving efficiency and streamlining operations

Central Office departments have developed outcome-based performance metrics and are using the data to identify strategies to improve the efficiency and effectiveness of the services they provide to schools. We conduct quantitative and qualitative research to assist data-driven decision making for program improvement, assessing program impact and policy development.

During the past fiscal year, CPS reduced Central Office and other administrative costs to allow for a heightened focus on funding schools. All non-union employees who make \$50,000 or more will take 15 unpaid days through March 2011.

CPS also completed an overhaul aimed at creating a more efficient and performance-oriented structure for management of schools across the city.

Enhancements to the district's data infrastructure and technology services were also performed to maximize staff productivity and support teaching and learning through the provision of student data.

KEY FACTS

The following section provides detailed information about the makeup of the district, school population, and employees, as well as a snapshot of the larger community in which students and their families reside.

The information is meant to provide a board picture of factors that influence and inform our services to students and the entire school community of parents, partners, and constituents of the city of Chicago.

District Demographics

The majority of the district's 403,000 students attend traditional public elementary and high schools. Some students attend one of the non-traditional schools, which include charter, performance, alternative and contract schools.

Student Racial Breakdown

African-American:	45%
Latino:	41%
White:	9%
Asian/Pacific Islander:	3.6%
Native American:	0.2%

Student Population Characteristics

Socio-economically, CPS students are disproportionately low-income as compared to the rest of the state. 83.4% of CPS students come from low-income families and at least 10,000 homeless students are served by CPS schools annually. Students defined as low-income are those students, aged 3 through 17, who come from families receiving public aid, live institutions for neglected or delinquent children, are supported in foster home with public funds, or are eligible to receive free or reduced price lunches.

District Enrollment by Grade Level
(as of March 2011)

Grade Level	2010-11	2011-12
Preschool	22,912	22,845
Kindergarten	28,397	28,170
1st Grade	30,097	30,133
2nd Grade	29,277	29,507
3rd Grade	30,378	30,352
4th Grade	28,141	27,719
5th Grade	28,242	27,830
6th Grade	28,227	28,690
7th Grade	27,439	27,486
8th Grade	27,273	27,063
9th Grade	28,996	29,658
10th Grade	31,038	30,416
11th Grade	24,782	25,814
12th Grade	21,515	23,317
Ungraded SPED	16,228	16,878
Total	402,942	405,878

Bilingual Education

Approximately 63,000 CPS students, or 15.6% are English Language Learners (ELL). This population has increased from 12% in 2010, in part due to a new Illinois State Board of Education (ISBE) definition of English proficiency. CPS offers bilingual education in 13 languages, including Spanish, Mandarin, Cantonese, Polish, Ukrainian, Arabic, and Urdu, to address the needs of ELL students.

High School Graduation Rate (5 Year Cohort): The 2010 CPS graduation rate was 55.8% up from 52% in 2005.

Dropout Rate (5 Year Cohort): Dropouts include students in grades 9 – 12 whose names have been removed from the district-housed roster for any reason other than death, extended illness, graduation or completion of a program of study, transfer to another public/private school, or expulsion. The CPS dropout rate was 41.1% in 2010.

District Governance and Employees

The Chicago Board of Education is responsible for the oversight of CPS. The Board establishes policies, standards, goals and initiatives to ensure accountability. In 1988, the Illinois General assembly passed a school reform act which authorized Mayor Richard M. Daley to take control of Chicago's education system. In 1995, it empowered Mayor Daley to appoint the five-member Reform Board of Trustees who embarked upon comprehensive reform measure to improve CPS.

Employee Data as of March 2011

Total Employees: 41,207

Total Primary Positions:

Public schools: 36,285

Non-public schools: 55

Citywide: 3,379

Central/regional: 1,488

Racial Breakdown--All Staff

African-American: 39.2%

White: 36.5%

Latino: 20.6%

Asian/Pacific Islander: 2.9%

Native American: 0.7%

Racial Breakdown--Teachers

Total: 21,320

African-American: 29.0%

White: 50.0%

Latino: 16.6%

Asian/Pacific Islander: 3.6%

Native American: 0.8%

Racial Breakdown--Principals

Total: 576

African-American: 49.7%

White: 30.6%

Latino: 17.9%

Asian/Pacific Islander: 1.6%

Native American: 0.3%

Significant Upcoming Dates

ISAT Testing (Elementary Schools)	3/1 – 3/11
March Board Mtg	3/23/11
Spring Break	4/18 – 4/22/11
PSAE Testing (High Schools)	4/27 – 4/28/11
May Board Mtg	5/25/11
Last Day of School	6/17/11
Summer School Begins	6/20/11
June Board Mtg	6/22/11

Elementary: 482

Traditional elementary: 395

Magnet: 36

Middle: 10

Gifted centers: 12

Special education: 8

Contract: 8

Performance: 5

Classical: 4

Small: 4

High schools: 123

General/technical: 41

Performance: 15

Small school: 11

Achievement academy: 8

Alternative school: 8

Career academy: 8

Selective Enrollment: 9

Contract: 7

Military academy: 6

Magnet school: 5

Special education: 5

Charter schools: 71

Elementary: 42

High school: 29

Employees (as of 2-15-2011)

Full Time Positions	Amount
FTEs	41,303

2011 Budget

Fund	Amount
Operating Budget	\$5.3B
Debt Service Budget	\$0.5B
Capital Projects Budget	\$0.8B

Significant Dates

Event	Date
February Board Meeting	2/23/11
ISAT Testing	3/1-11/11
March Board Meeting	3/23/11
Spring Break	4/18-22/11
April Board Meeting	4/27/11
PSAE Testing	4/27-28/11
May Board Meeting	5/25/11
Last Day of School	6/17/11
June Board Meeting	6/22/11
July Board Meeting	6/27/11

Grants

FEDERAL	
Grant or Program	Term
Education Jobs Fund Grant	\$106.1M
ARRA-ESEA ED Grants	\$301.9M
Title I-Low Income	\$315.5M
Title I-School Improvement	\$17.4M
Title I-Neglected/Delinquent	\$1.7M
Title II-Improving Teacher	\$52.0M
Title II-Ed Technology	\$1.1M
Title III-Language Acquisition	\$9.9M
Title IV-Safe and Drug-Free	\$0.8M
Title IV-21 st Century Community	\$7.7M
Impact Aid/Indian Education	\$0.2M
Child Nutrition Program	\$172.6M
Special Education: IDEA	\$112.6M
STATE	
Grant or Program	Term
General State Aid	\$1,141.6M
State Aid Pension	\$42.9M
Flat Block Grant by ADA	N/A
Block Grants: Ed Service + General Education	\$628.8M
Vocational Education	\$5.5M
Drivers Education	\$4.3M
Orphanage	\$3.5M
Other/CDB Construction Grant	\$104.1M

Major Contracts

* The amounts listed below reflect total board authorized spending over the term of the contract and is not reflective of annual spend or actual spend to date.

DEPARTMENT	TITLE	AUTHORIZED AMOUNT
Area 30	AMEND BOARD REPORT 09-0128-PR14 AMEND BOARD REPORT 08-0924-PR13 RATIFY AN AGREEMENT WITH BANNER SCHOOLS AND PATHWAYS IN EDUCATION-ILLINOIS FOR ALTERNATIVE LEARNING OPPORTUNITIES PROGRAM SERVICES	\$6,820,050.00
Chief Ed Officer	APPROVE ENTERING INTO AN AGREEMENT WITH SCHOLASTIC, INC. FOR THE PURCHASE OF READ 180	\$15,000,000.00
Early Child Ed Ctr	APPROVE ENTERING INTO AGREEMENTS WITH VARIOUS PROVIDERS FOR HIGH QUALITY EARLY CHILDHOOD SERVICES	\$59,730,000.00
Extended Learning Op	AMEND BOARD REPORT 08-0123-PR11 AMEND BOARD REPORT 07-0926-PR9 APPROVE ENTERING INTO AGREEMENTS WITH VARIOUS EXTERNAL PARTNERS TO PROVIDE AFTER SCHOOL PROGRAMS AND SERVICES (COHORT 5)	\$9,700,000.00
Extended Learning Op	AMEND BOARD REPORT 10-0825-PR13 APPROVE ENTERING INTO AGREEMENTS WITH ISBE-APPROVED SUPPLEMENTAL EDUCATIONAL SERVICE PROVIDERS	\$54,120,933.00
Extended Learning Op	AMEND BOARD REPORT 10-0526-PR20 APPROVE EXERCISING THE OPTION TO RENEW THE AGREEMENT WITH VARIOUS EXTERNAL PARTNERS TO PROVIDE OUT-OF-SCHOOL TIME PROGRAMS AND SERVICES TO STUDENTS AND THEIR FAMILIES IN THE CHICAGO PUBLIC SCHOOLS COMMUNITY SCHOOLS INITIATIVE	\$14,200,000.00
FACILITY OPS & MNT	AMEND BOARD REPORT 10-0224-PR3 APPROVE THE PRE-QUALIFICATION STATUS OF AND ENTERING INTO AGREEMENTS WITH ARCHITECTURAL/ENGINEERING TO PROVIDE SERVICES	\$36,000,000.00
OPS & MNT	AMEND BOARD REPORT 09-1216-PR8 APPROVE EXERCISING THE FIRST OPTION TO EXTEND PRE-QUALIFICATION STATUS OF AND ENTERING INTO AGREEMENTS WITH CONTRACTORS TO PROVIDE VARIOUS TRADES WORK OVER \$10,000 FOR THE OPERATIONS AND MAINTENANCE PROGRAM	\$20,000,000.00
FACILITY OPS & MNT	AMEND BOARD REPORT 10-0428-PR13 APPROVE EXERCISING THE SECOND OPTION TO RENEW THE PRE-QUALIFICATION STATUS OF CONTRACTORS TO PROVIDE GENERAL CONTRACTING SERVICES	\$250,000,000.00
FACILITY OPS & MNT	AMEND BOARD REPORT 10-0526-PR1 AMEND BOARD REPORT 09-1123-PR3 AMEND BOARD REPORT 09-0422-PR11 APPROVE ENTERING INTO AN AGREEMENT WITH FRANK COONEY AND LOWERY MCDONNELL COMPANY FOR THE PURCHASE OF OFFICE, CLASSROOM AND LIBRARY FURNITURE	\$15,100,000.00
FACILITY OPS & MNT	APPROVE THE SECOND EXTENSION OF THE PRE-QUALIFICATION STATUS OF CONSULTANTS TO PROVIDE ENVIRONMENTAL CONSULTANT SERVICES	\$8,000,000.00
FACILITY OPS & MNT	APPROVE EXERCISING THE SECOND OPTION TO EXTEND PRE-QUALIFICATION STATUS OF CONTRACTORS AND ENTERING INTO AGREEMENTS WITH NEW CONTRACTORS TO PROVIDE VARIOUS TRADES OF WORK OVER \$10,000 FOR THE OPERATIONS AND MAINTENANCE PROGRAM	\$20,000,000.00
FACILITY OPS & MNT	APPROVE ENTERING INTO AN AGREEMENT WITH MB REAL ESTATE SERVICES LLC FOR PROPERTY MANAGEMENT SERVICES AT 125 SOUTH CLARK STREET AND APPROVE THE FUNDING OF THE DISBURSEMENT ACCOUNT RELATED THERETO	\$8,380,100.00
FACILITY OPS & MNT	APPROVE ENTERING INTO AN AGREEMENT WITH O'DONNELL, WICKLUND, PIGOZZI AND PETERSON ARCHITECTS FOR DESIGN MANAGEMENT SERVICES FOR THE CAPITAL IMPROVEMENT PROGRAM	\$7,000,000.00

DEPARTMENT	TITLE	AUTHORIZED AMOUNT
FACILITY OPS & MNT	APPROVE ENTERING INTO AGREEMENTS WITH VARIOUS CONTRACTORS FOR JOB ORDER CONTRACTING (JOC) SERVICES FOR THE CAPITAL IMPROVEMENT PROGRAM	\$50,000,000.00
FACILITY OPS & MNT	APPROVE ENTERING INTO AN AGREEMENT WITH HILL ENVIRONMENTAL OPERATIONS FOR BUILDING ENGINEERING SERVICES	\$11,820,720.00
FACILITY OPS & MNT	APPROVE ENTERING INTO AGREEMENTS WITH VARIOUS VENDORS TO PROVIDE PROFESSIONAL CUSTODIAL MANAGEMENT SERVICES	\$92,000,000.00
FACILITY OPS & MNT	APPROVE THE PRE-QUALIFICATION STATUS OF AND ENTERING INTO AGREEMENTS WITH CONTRACTORS TO PROVIDE ENVIRONMENTAL CONTRACTING SERVICES	\$7,500,000.00
FACILITY OPS & MNT	APPROVE EXERCISING THE FIRST OPTION TO RENEW PRE-QUALIFICATION STATUS AND ENTERING INTO AGREEMENTS WITH CONTRACTORS TO PROVIDE DEMOLITION AND SITE PREPARATION SERVICES FOR THE BOARD OF EDUCATION	\$15,000,000.00
FACILITY OPS & MNT	APPROVE EXERCISING THE FIRST OPTION TO RENEW THE AGREEMENT WITH TISHMAN CONSTRUCTION CORPORATION OF ILLINOIS FOR CONSTRUCTION MANAGEMENT SERVICES	\$10,000,000.00
Finance	APPROVE ENTERING INTO AN AGREEMENT WITH CANNON COCHRAN MANAGEMENT SERVICES, INC. FOR CLAIMS ADMINISTRATION SERVICES AND AUTHORIZE FUNDING OF ESCROW ACCOUNTS ASSOCIATED WITH THESE SERVICES	\$17,850,000.00
Food Svc Testing	APPROVE ENTERING INTO AN AGREEMENT WITH CHARTWELLS/THOMPSON FOR FOOD SERVICES MANAGEMENT	\$61,712,146.00
Food Svc Testing	APPROVE EXERCISING THE SECOND OPTION TO RENEW THE AGREEMENT WITH PREFERRED MEAL SYSTEMS FOR PREPARED MEALS-FROZEN PREPLATED AND DISTRIBUTION SERVICES	\$24,200,000.00
Food Svc Testing	APPROVE EXERCISING THE FIRST OPTION TO RENEW THE AGREEMENT WITH C AND M JV1 COMPANY, LTD FOR MILK SUPPLY AND DELIVERY SERVICES	\$21,000,000.00
Grants Mgmt Admin	APPROVE ENTERING INTO AGREEMENTS WITH SELECTED VENDORS TO PROVIDE CONSULTING SERVICES TO PRIVATE SCHOOLS IN CHICAGO PURSUANT TO THE NCLB TITLE I FEDERAL ENTITLEMENT PROGRAM	\$58,000,000.00
Grants Mgmt Admin	APPROVE EXERCISING THE FIRST OPTION TO RENEW THE AGREEMENTS WITH SELECTED VENDORS TO PROVIDE CONSULTING SERVICES TO PRIVATE SCHOOLS IN CHICAGO PURSUANT TO THE NCLB TITLE I FEDERAL ENTITLEMENT PROGRAM	\$16,000,000.00
HS Teach & Learn	APPROVE ENTERING INTO AGREEMENTS WITH IT'S ABOUT TIME, A DIVISION OF HERFF JONES, INC.; PASCO SCIENTIFIC, INC; AND SCIENCE KIT, LLC FOR THE PURCHASE OF IDS-HST SCIENCE EQUIPMENT AND MATERIALS KITS	\$6,500,000.00
Human Resources	AMEND BOARD REPORT 07-1219-PR18 APPROVE EXERCISING THE SECOND AND FINAL OPTION TO RENEW THE AGREEMENT WITH PRUDENTIAL GROUP LIFE AND DISABILITY INSURANCE COMPANY TO PROVIDE EMPLOYEE GROUP BASIC LIFE, VOLUNTARY LIFE, PERSONAL ACCIDENT AND DISABILITY INSURANCE	\$13,000,000.00
Human Resources	AMEND BOARD REPORT 08-0827-PR23 AMEND BOARD REPORT 05-1026-PR12 AMEND BOARD REPORT 04-0324-PR20 APPROVE ENTERING INTO AN AGREEMENT WITH BLUE CROSS BLUE SHIELD OF ILLINOIS FOR HEALTH CARE ADMINISTRATION SERVICES	\$81,000,000.00
Human Resources	AMEND BOARD REPORT 08-0827-PR26 AMEND BOARD REPORT 07-1219-PR19 APPROVE EXERCISING THE SECOND OPTION TO RENEW THE AGREEMENTS WITH UNITED HEALTH CARE INSURANCE COMPANY AND UNITED BEHAVIORAL HEALTH FOR HEALTH MAINTENANCE ORGANIZATION, BEHAVIORAL HEALTH AND FLEXIBLE SPENDING ACCOUNT SERVICES	\$26,000,000.00

DEPARTMENT	TITLE	AUTHORIZED AMOUNT
Human Resources	APPROVE ENTERING INTO AN AGREEMENT WITH SEDGWICK CLAIMS MANAGEMENT SERVICES, INC. FOR CLAIMS ADMINISTRATION SERVICES AND AUTHORIZE FUNDING OF ESCROW ACCOUNTS ASSOCIATED WITH THESE SERVICES	\$109,200,000.00
Human Resources	APPROVE ENTERING INTO AN AGREEMENT WITH HEALTH CARE SERVICE CORPORATION D\B/A BLUE CROSS BLUE SHIELD OF ILLINOIS TO PROVIDE PREFERRED PROVIDER ORGANIZATION (PPO) SERVICES	\$45,000,000.00
Human Resources	APPROVE ENTERING INTO AN AGREEMENT WITH DELTA DENTAL OF ILLINOIS FOR DENTAL PREFERRED PROVIDER OPRANIZATION (DPPO) AND DENTAL HEALTH MAINTENANCE ORGANIZATION (DHMO) SERVICES	\$14,000,000.00
Human Resources	APPROVE ENTERING INTO AN AGREEMENT WITH UNITED HEALTH CARE INSURANCE COMPANY TO PROVIDE PREFERRED PROVIDER ORGANIZATION (PPO) SERVICES	\$6,000,000.00
Human Resources	APPROVE ENTERING INTO AN AGREEMENT WITH VISION SERVICE PLAN OF ILLINOIS TO PROVIDE VISION CARE PLAN SERVICES	\$9,000,000.00
Human Resources	APPROVE ENTERING INTO AN AGREEMENT WITH CAREMARK PCS HEALTH LLC FOR CONSULTING, PHARMACY BENEFITS MANAGEMENT AND OTHER SERVICES	\$240,000,000.00
Information Tech Svc	AMEND BOARD REPORT 07-0228-PR5 AMEND BOARD REPORT 07-0124-PR9 AMEND BOARD REPORT 04-1215-PR18 AMEND BOARD REPORT 04-1117-PR6 APPROVE ENTERING INTO AGREEMENTS WITH SBC GLOBAL SERVICES, INC. D/B/A AT&T GLOBAL SERVICES ON BEHALF OF ITS AFFILIATES, AMENDING AGREEMENTS AND EXERCISING OPTION TO RENEW	\$9,891,446.35
Information Tech Svc	AMEND BOARD REPORT 07-1024-PR11 APPROVE EXERCISING THE FIRST AND SECOND OPTIONS TO RENEW THE AGREEMENT WITH MITEL NETWORKS SOLUTIONS, INC. FOR THE PURCHASE, INSTALLATION, TRAINING AND MAINTENANCE OF A CONVERGED VOICE AND DATA NETWORK SOLUTION	\$11,246,330.31
Information Tech Svc	AMEND BOARD REPORT 08-0723-PR15 APPROVE EXERCISING THE FIRST OPTION TO RENEW TWO AGREEMENTS WITH QUANTUM CROSSINGS, LLC FOR TELECOMMUNICATIONS MAINTENANCE, CABLING, AND SERVICES FOR MOVES, ADDS, AND CHANGES	\$6,234,200.00
Information Tech Svc	APPROVE ENTERING INTO AGREEMENTS WITH VARIOUS CONSULTANTS FOR COMPUTER MAINTENANCE AND SUPPORT SERVICES	\$30,000,000.00
Information Tech Svc	APPROVE ENTERING INTO AGREEMENTS WITH MITEL NETWORKS, INC. FOR VOICE NETWORK MAINTENANCE, MONITORING, AND ADVANCED SUPPORT SERVICES	\$8,254,096.80
Information Tech Svc	APPROVE ENTERING INTO AN AGREEMENT WITH SENTINELL TECHNOLOGIES FOR LOCAL AREA NETWORK SYSTEM IMPROVEMENT SERVICES	\$18,444,487.53
Information Tech Svc	APPROVE ENTERING INTO AN AGREEMENTS WITH SUN MICROSYSTEMS OR SENTINEL TECHNOLOGIES FOR NETWORK MAINTENANCE SERVICES	\$18,841,543.98
Information Tech Svc	APPROVE THE PRE-QUALIFICATION STATUS OF AND ENTERING INTO AGREEMENTS WITH VARIOUS CONSULTANTS TO PROVIDE SERVICES RELATED TO ORACLE SYSTEMS	\$6,000,000.00
Information Tech Svc	APPROVE ENTERING INTO TWO NEW AGREEMENTS WITH QUANTUM CROSSINGS, LLC FOR TELECOMMUNICATIONS WIRING/CABLING, NON-MITEL VOICE SYSTEM MAINTENANCE, TECHNICAL PROGRAMMING AND SUPPORT SERVICES	\$7,370,291.90
Information Tech Svc	APPROVE ENTERING INTO AN AGREEMENT WITH AT AND T MOBILITY NATIONAL ACCOUNTS, LLC FOR CELLULAR SERVICES, APPLICATIONS, EQUIPMENT, ACCESSORIES AND SUPPORT	\$6,082,080.18

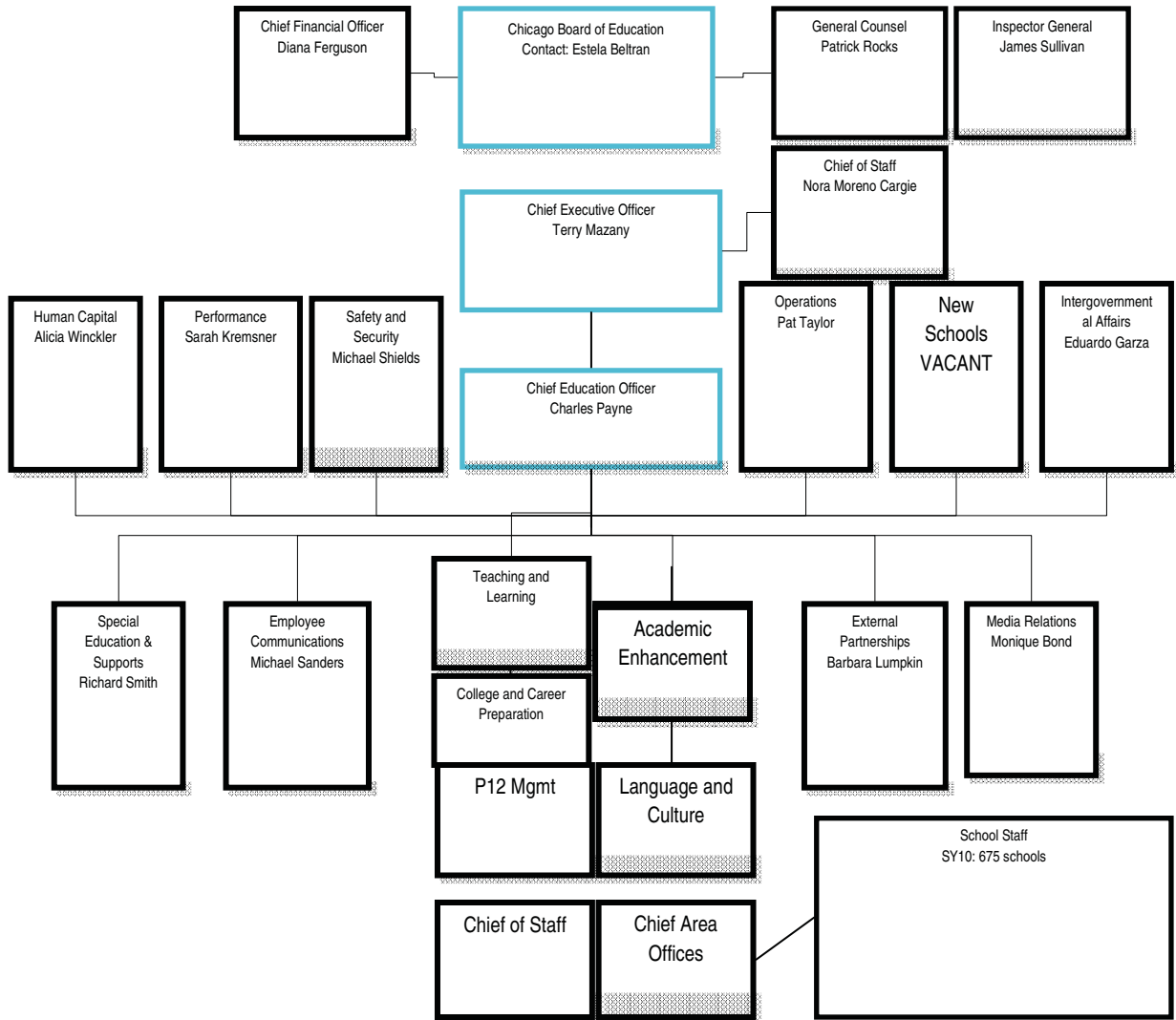
DEPARTMENT	TITLE	AUTHORIZED AMOUNT
Information Tech Svc	APPROVE EXERCISING THE FINAL OPTION TO RENEW THE PRE-QUALIFICATION STATUS OF AND THE AGREEMENTS WITH VARIOUS CONSULTANTS TO PROVIDE SERVICES RELATED TO ORACLE SYSTEMS	\$6,000,000.00
Nutrition Support Services	AMEND BOARD REPORT 10-0922-PR4 AMEND BOARD REPORT 10-0428-PR7 APPROVE EXERCISING THE FIRST OPTION TO RENEW THE AGREEMENT WITH C AND M JV1 COMPANY, LTD FOR MILK SUPPLY AND DELIVERY SERVICES	\$21,000,000.00
Nutrition Support Services	AMEND BOARD REPORT 10-0922-PR7 AMEND BOARD REPORT 10-0428-PR16 APPROVE EXERCISING THE SECOND OPTION TO RENEW THE AGREEMENT WITH PREFERRED MEAL SYSTEMS FOR PREPARED MEALS-FROZEN PREPLATED AND DISTRIBUTION SERVICES	\$24,200,000.00
Office of Mathematics	AMEND BOARD REPORT 09-0527-PR25 AMEND BOARD REPORT 08-0827-PR22 AMEND BOARD REPORT 07-1114-PR15 APPROVE ENTERING INTO AN AGREEMENT WITH EDUCATIONAL DEVELOPMENT CENTER, INC. FOR DEVELOPMENT OF SUPPORT FOR MATH INSTRUCTION SERVICES	\$5,000,000.00
Office of Performance	APPROVE EXERCISING THE FIRST OPTION TO RENEW THE SOFTWARE LICENSE OR SUBSCRIPTION AND SERVICES AGREEMENTS WITH NORTHWEST EVALUATION ASSOCIATION AND SCANTRON CORPORATION	\$5,000,000.00
Office of Performance	APPROVE EXERCISING THE OPTION TO RENEW THE MASTER AGREEMENTS WITH VARIOUS CONSULTANTS FOR PROGRAM EVALUATION SERVICES	\$6,000,000.00
Op Svc - Admin	AMEND BOARD REPORT 07-0228-PR4 APPROVE ENTERING INTO AN AGREEMENT WITH TAC AMERICAS, INC. TO PROVIDE ENERGY PERFORMANCE CONTRACTING SERVICES AT 125 SOUTH CLARK STREET CHICAGO, ILLINOIS (REVENUE NEUTRAL)	\$17,600,000.00
Op Svc - Admin	AMEND BOARD REPORT 07-1219-PR2 APPROVE ENTERING INTO AN AGREEMENT WITH ALLIED WASTE TRANSPORTATION INC. D/B/A ALLIED WASTE SERVICES OF CHICAGO FOR SOLID WASTE DISPOSAL AND RECYCLING SERVICES FOR ALL CHICAGO PUBLIC SCHOOLS	\$24,880,413.00
Op Svc - Admin	AMEND BOARD REPORT 08-0827-PR5 APPROVE ENTERING INTO AGREEMENTS FOR STUDENT TRANSPORTATION SERVICES (SCHOOL BUS SERVICE)	\$269,000,000.00
Op Svc - Admin	APPROVE THE PRE-QUALIFICATION STATUS OF CONTRACTORS TO PROVIDE MECHANICAL CONTRACTING SERVICES FOR THE BOARD OF EDUCATION	\$300,000,000.00
Procurement	APPROVE EXERCISING THE FIRST OPTION TO RENEW THE AGREEMENTS WITH VARIOUS VENDORS FOR THE PURCHASE OF LIBRARY BOOKS, REFERENCE BOOKS AND RELATED SERVICES	\$15,000,000.00
Procurement	APPROVE ENTERING INTO AN AGREEMENT WITH CENTRAL AUDIO VISUAL, INC. FOR THE PURCHASE OF AUDIO VISUAL EQUIPMENT	\$5,000,000.00
Procurement	APPROVE ENTERING INTO AGREEMENTS WITH VARIOUS VENDORS FOR THE PURCHASE OF JANITORIAL PRODUCTS	\$10,000,000.00
Procurement	APPROVE ENTERING INTO AGREEMENTS WITH VARIOUS VENDORS FOR THE PURCHASE OF GENERAL AND SPECIALIZED EDUCATIONAL SUPPLIES	\$12,000,000.00
Procurement	APPROVE ENTERING INTO AN AGREEMENT WITH CDW GOVERNMENT, INC. (CDW-G) FOR THE PURCHASE OF SOFTWARE RESALE AND SUPPORT SERVICES AND PRODUCTS	\$8,000,000.00
Procurement	APPROVE ENTERING INTO AGREEMENTS WITH VARIOUS VENDORS FOR THE SALE AND LEASE OF OUTPUT DEVICE EQUIPMENT AND RELATED SERVICES	\$5,000,000.00

DEPARTMENT	TITLE	AUTHORIZED AMOUNT
Procurement	APPROVE ENTERING INTO AN AGREEMENT WITH VWR EDUCATION, LLC DBA SCIENCE KIT AND FISHER SCIENCE EDUCATION FOR THE PURCHASE OF SCIENCE LABORATORY SUPPLIES, EQUIPMENT AND FURNITURE	\$7,000,000.00
Procurement	APPROVE ENTERING INTO AGREEMENTS WITH VARIOUS VENDORS AND LEASING AGENTS FOR THE PURCHASE AND LEASE OF DESKTOP AND LAPTOP COMPUTERS AND ASSOCIATED SERVICES	\$70,000,000.00
Procurement	APPROVE EXERCISING THE OPTION TO RENEW THE AGREEMENT WITH VARIOUS JANITORIAL VENDORS FOR THE PURCHASE OF BATHROOM TISSUE AND DISPENSER PRODUCTS	\$10,000,000.00
Procurement	APPROVE EXERCISING THE OPTION TO RENEW THE AGREEMENT WITH VARIOUS JANITORIAL VENDORS FOR THE PURCHASE OF HAND CARE/SOAP REFILLS AND DISPENSER PRODUCTS	\$10,000,000.00
Procurement	APPROVE EXERCISING THE OPTION TO RENEW THE AGREEMENT WITH VARIOUS JANITORIAL VENDORS FOR THE PURCHASE OF TOWELS AND DISPENSERS AND HAND DRYER PRODUCTS	\$10,000,000.00
Procurement	APPROVE EXERCISING THE FINAL OPTION TO RENEW THE AGREEMENT WITH OFFICE DEPOT, INC. FOR THE PURCHASE OF OFFICE SUPPLIES	\$27,000,000.00
Procurement	APPROVE EXERCISING THE SECOND OPTION TO RENEW THE AGREEMENTS WITH VARIOUS VENDORS FOR THE PURCHASE OF LIBRARY BOOKS, REFERENCE BOOKS AND RELATED SERVICES	\$6,000,000.00
Safety Security CW	APPROVE ENTERING INTO A LETTER OF INTENT AND AN AGREEMENT WITH YOUTH ADVOCATE PROGRAMS, INC. FOR YOUTH ADVOCACY SERVICES	\$5,150,000.00
Sch Sfty and Sec	APPROVE THE PRE-QUALIFICATION STATUS OF AND ENTERING INTO MASTER AGREEMENTS WITH VARIOUS VENDORS TO PROVIDE STAFF PROFESSIONAL DEVELOPMENT AND STUDENT DEVELOPMENT SERVICES	\$10,000,000.00
Sch Sfty and Sec	APPROVE ENTERING INTO AGREEMENTS WITH VARIOUS ORGANIZATIONS TO PROVIDE STUDENT MENTORSHIP AND ADVOCACY SERVICES	\$10,000,000.00
Spec Ed Citywide	APPROVE ENTERING INTO AGREEMENTS WITH VARIOUS PRIVATE SPECIALIZED SCHOOL PROVIDERS AND AUTHORIZING PAYMENTS TO PRIVATE SPECIALIZED SCHOOL PROVIDERS	\$37,639,668.00
Specialized Services	AMEND BOARD REPORT 06-0823-PR21 AMEND BOARD REPORT 06-0125-PR21 AMEND BOARD REPORT 05-1221-PR21 AMEND BOARD REPORT 04-0526-PR52 AMEND BOARD REPORT 01-0328-PR41 APPROVE THE PRE-QUALIFICATION STATUS OF LEAST RESTRICTIVE ENVIRONMENT CONSULTANTS TO PROVIDE CONSULTING SERVICES	\$40,000,000.00
Specialized Services	AMEND BOARD REPORT 10-0324-PR18 AMEND BOARD REPORT 09-0422-PR23 AMEND BOARD REPORT 08-0602-PR55 AMEND BOARD REPORT 07-1114-PR20 AMEND BOARD REPORT 07-0627-PR42 AMEND BOARD REPORT 06-0823-PR21 AMEND BOARD REPORT 06-0125-PR21 AMEND BOARD REPORT 05-1221-PR21 AMEND BOARD REPORT 04-0526-PR52 AMEND BOARD REPORT 01-0328-PR41 APPROVE THE PRE-QUALIFICATION STATUS OF LEAST RESTRICTIVE ENVIRONMENT CONSULTANTS TO PROVIDE CONSULTING SERVICES	\$30,663,578.05
Specialized Services	APPROVE ENTERING INTO AGREEMENTS WITH VARIOUS CONSULTANTS FOR BEHAVIORAL HEALTH SERVICES	\$5,670,209.00
Specialized Services	APPROVE ENTERING INTO ROOM AND BOARD AGREEMENTS WITH VARIOUS PRIVATE RESIDENTIAL SCHOOLS AND APPROVE PAYMENT OF ROOM AND BOARD TO THESE SCHOOLS	\$8,000,000.00
Teaching & Learning	APPROVE ENTERING INTO AGREEMENTS WITH VARIOUS VENDORS FOR THE PURCHASE OF RESPONSE INTERVENTION SERVICES (RTI)	\$30,000,000.00

Unions Representing Agency Employees

Employee Bargaining Units	Number of Represented Employees	Term of Contract
Chicago Teachers Union	31,408	7/1/2007 to 6/30/2012
Electrical Workers Local 134	5	7/1/2007 to 6/30/2012
Firemen and Oilers, Local 7	401	7/1/2007 to 6/30/2012
Hotel and Restaurant Local 1	3,135	7/1/2007 to 6/30/2012
Operating Engineers Local 143	754	7/1/2007 to 6/30/2012
Public Service Empl Local 73	6,405	7/1/2007 to 6/30/2012
State and Munic Teamsters, 726	28	7/1/2007 to 6/30/2012

Organizational Chart



Facility Locations

UNIT ID	ORACLE ID	SCHOOL NAME	ADDRESS	REGION	OWNERSHIP
4930	66451	21st Century Charter School			Owned
7300	46501	AASTA (at Orr)	730 N PULASKI RD	2	
2010	22011	Abbott Elementary (Closed See Air Force 1055)	3630 S WELLS ST	4	Owned
8765	87651	Acad. Of Scholastic Achie.	4651 W Madison St	3	
7950	66291	ACE Tech Charter	5410 S State St	4	Owned
1720	66031	ACT Charter	4319 W WASHINGTON BL	3	
9521		Addams (H/S) (CS) new Loc.	1814 S Union Ave	3	
2020	22021	Addams School	10810 S Ave H	6	Owned
2030	22031	Agassiz School	2851 N Seminary Ave	2	Owned
1055	45231	Air Force Academy High School	3630 S Wells St	3	Owned
7690	46471	Al Raby School	3545 W Fulton Blvd	3	Owned
6290	32011	Albany Park Academy	4929 N Sawyer Ave	1	Owned
8035	22041	Alcott Humanities HS	2957 N Hoyne Ave	1	Owned
2040	22041	Alcott School	2625 N Orchard St	2	Owned
2710	22641	Aldridge School	630 E 131st St	6	Owned
1120	66011	Alternative Learning HS	4655 S Dearborn St	4	Non-CPS
8708	70202	Altgeld Annex	7007 S Loomis	5	
2050	22051	Altgeld School	1340 W 71st St	5	Owned
2035	66551	Amandla Charter HS	6800 S Stewart Ave	5	Owned
2090	41111	Ames School	1920 N Hamlin Ave	2	Owned
1210	46031	Amundsen High School	5110 N Damen Ave	1	Owned
2060	31011	Andersen Community	1148 N Honore St	2	Owned
ANDS	28101	Andersen Multiplex	125 S Clark	2	
7480	31271	Anderson Community Academy	2300 W 64th St	5	
2481	22432	Anthony Branch	9800 S Torrence Ave	6	
4590	41021	Arai Middle School	900 W Wilson	1	Owned
3640	23421	Ariel Community School	1119 E 46th St	4	Owned
8710	70203	Armour Branch (See 2071 St. George Branch)	911 W 32nd Pl	4	
2070	22061	Armour School	950 W 33rd Pl	4	Owned
2080	22081	Armstrong School	2110 W Greenleaf Ave	1	Owned
5700	25221	Armstrong Specialty School	5345 W Congress Pkwy	3	Owned
5701		Armstrong Specialty School Annex	5345 W Congress Parkway	3	
1900	49061	Arts of Living School (Closed)	1855 N Sheffield	2	
7100	32081	Ashburn Community Area ES (St. Dennis)	8300 S Saint Louis Ave	5	Leased
6900	26191	Ashe School	8505 S Ingleside Ave	6	Owned
7803	66254	Aspira Charter - Early College	3986 W Barry Ave	2	Non-CPS
7800	66251	ASPIRA Charter - Mirta Ramirez Computer	1711 N California Ave	2	Owned

UNIT ID	ORACLE ID	SCHOOL NAME	ADDRESS	REGION	OWNERSHIP
		Science			
3500	66351	Aspira Charter at Haugan	3729 W Leland Ave	1	Owned
8735	70228	Aspira High School Alt.	2435 N Western	2	
8767	70236	Assoc. House El Cuarto Año	1116 N Kedzie Ave	3	
2100	31021	Attucks School (at Farren)	5055 S State St	4	Owned
2110	22091	Audubon School	3500 N Hoyne Ave	1	Owned
7020	66411	Austin Business and Entrepreneurship	231 N Pine Ave	3	Owned
1220	51011	Austin High School (See Austin Business 7020)	231 N Pine	3	Owned
1065	49141	Austin Polytech Academy	231 N Pine Ave	3	Owned
2130	22101	Avalon Park School	8045 S Kenwood Ave	5	Owned
MS05	27001	Avondale Area Elementary School (See Lorca 8330)	3231 N Springfield Ave	1	
2140	22121	Avondale School	2945 N Sawyer Ave	2	Owned
8660	22921	AZUELA	4707 W Marquette Rd	5	Owned
MS10	46551	Back of the Yards Area High School	2111 W 47th St	4	
6880	26161	Banneker School	6656 S Normal Blvd	5	Owned
2150	22131	Barnard School	10354 S Charles St	6	Owned
2160	22141	Barry School	2828 N Kilbourn Ave	2	Owned
2170	22151	Barton School	7650 S Wolcott Ave	5	Owned
2180	22161	Bass School	1140 W 66th St	5	Owned
2190	22171	Bateman School	4220 N Richmond St	1	Owned
4950	30051	Beard School	6445 W Strong St	1	Owned
6661	29322	Beasley CPC	5165 S State St	4	
6660	29321	Beasley Magnet	5255 S State St	4	Owned
2240	22201	Beaubien School	5025 N Laramie Ave	1	Owned
6540	25931	Beethoven School	25 W 47th St	4	Owned
2250	22211	Beidler School	3151 W Walnut St	3	Owned
2260	22221	Belding School	4257 N Tripp Ave	1	Owned
2270	22231	Bell School	3730 N Oakley Ave	1	Owned
3391	26772	Belmont Cragin - Center	6041 W Diversey Ave	2	Leased
4775	27011	Belmont Cragin Area Elementary School (See Prieto 8023)	Grand and Central	2	
3390	26771	Belmont Cragin Community Area ES (St. James)	2456 N Mango Ave	2	Leased
2280	22241	Bennett School	10115 S Prairie Ave	6	Owned
7340	55031	Best Academy (at Bowen)	2710 E 89th St	6	Owned
1020	46011	Best Practices High School (at Cregier Multiplex)	2040 W Adams St	3	Owned
8020	26611	Bethune School	3030 W Arthington St	3	Owned
7730	55141	Big Picture at Williams	2710 S DEARBORN ST	4	
5641	25152	Big Picture-Back of Yards (Chavez Ctr Annex)	4946 S Paulina	4	
7280	55061	Big Picture-Back of Yards (See Peace & Education 1123)	4946 S PAULINA ST	4	
7860	29381	Black Magnet	9101 S Euclid Ave	6	Owned

UNIT ID	ORACLE ID	SCHOOL NAME	ADDRESS	REGION	OWNERSHIP
7861	29382	Black Magnet Branch	7133 S Coles Ave	6	
2300	22261	Blaine School	1420 W Grace St	1	Owned
4990	30071	Blair Early Childhood Center	6751 W 63rd Pl	5	Owned
1230	46041	Bogan Technical High School	3939 W 79th St	5	Owned
6550	25941	Bond School	7050 S May St	5	Owned
5750	25261	Bontemps School	1241 W 58th St	5	Owned
MS15	27021	Boone Clinton Area Elementary School (West Ridge)	6700 N Whipple	1	
2320	22271	Boone School	6710 N Washtenaw Ave	1	Owned
2430	22371	Bouchet Academy	7355 S Jeffery Blvd	5	Owned
2432	22372	Bouchet Academy Branch	7401 S Chappel Ave	5	
8714	70205	Bouchet Academy Modular	2001 E 73rd St	5	
1240	46051	Bowen High School (See Best 7340)	2710 E 89TH ST	6	Owned
2340	22291	Bradwell School	7736 S Burnham Ave	5	Owned
6600	25991	Brennemann School	4251 N Clarendon Ave	1	Owned
2370	22311	Brentano Academy	2723 N Fairfield Ave	2	Owned
2380	22321	Bridge School	3800 N New England Ave	1	Owned
2390	22331	Bright School	10740 S Calhoun Ave	6	Owned
2391	22332	Bright School Branch	10501 S Torrence Ave	6	
7471		Brighton Park Annex	3825 S Washtenaw	4	
MS07	27031	Brighton Park I Area Elementary School (Calmecca)	3456 W 38th St	4	
MS01	27041	Brighton Park II Area Elementary School	48th and Campbell	4	
7470	26451	Brighton Park School	3825 S Washtenaw Ave	4	Owned
8749	46442	Bronzeville Alt. (new location)	220 W 45th Pl	4	
3990	66421	Bronzeville Lighthouse	8 W Root St	4	Owned
7270	55191	Bronzeville Scholastic Institute (at DuSable)	4934 S Wabash Ave	4	Owned
1500	47051	Brooks College Prep	250 E 111th St	6	Owned
5040	24631	Brown Academy	12607 S Union Ave	6	Owned
2400	22351	Brown School	54 N Hermitage Ave	3	Owned
2410	22361	Brownell School	6741 S Michigan Ave	5	Owned
2550	22491	Brunson School	932 N Central Ave	2	Owned
6980	30111	Buckingham Center	9207 S Phillips Ave	5	Owned
2440	22391	Budlong School	2701 W Foster Ave	1	Owned
6830	26121	Bunche School	6515 S Ashland	5	Owned
2450	22401	Burbank School	2035 N Mobile Ave	2	Owned
2460	22411	Burke School	5356 S King Dr	4	Owned
2470	22421	Burley School	1630 W Barry Ave	2	Owned
2480	22431	Burnham Academy	1903 E 96th St	6	Owned
2520	29021	Burnside Academy	650 E 91st Pl	6	Owned
2530	22471	Burr School	1621 W Wabansia Ave	2	Owned
2545	26911	Burroughs II Elementary School	1852 S Albany Ave	3	
2540	22481	Burroughs School	3542 S Washtenaw Ave	4	Owned
2560	31031	Byrd Academy	363 W Hill St	2	Owned

UNIT ID	ORACLE ID	SCHOOL NAME	ADDRESS	REGION	OWNERSHIP
2570	22501	Byrne School	5329 S Oak Park Ave	4	Owned
2580	22511	Caldwell School	8546 S Cregier	6	Owned
6610	26001	Calhoun North School	2833 W Adams St	3	Owned
1250	53081	Calumet Acad HS (See Perspectives 1962)	8131 S MAY ST	5	Owned
1251		Calumet Athletic Field	8131 S May St	5	
2610	22531	Cameron School	1234 N Monticello Ave	2	Owned
8766		Campos, Dr. Pedro Albizu	2739 W Division	3	
8600	22691	Camras Elementary School	3000 N Mango Ave	1	Owned
4260	23981	Canter Middle School	4959 S Blackstone Ave	4	Owned
2620	22541	Canty School	3740 N Panama Ave	1	Owned
4320	24051	Cardenas School	2345 S Millard Ave	4	Owned
4321	24052	Cardenas School Branch	2406 S Cenral Park (3600W)	4	
2630	22551	Carnegie School	1414 E 61st Pl	5	Owned
2641	28291	Carpenter Mutiplex	1250W Erie St	2	
2640	22561	Carpenter School	1250 W Erie St	2	Owned
2650	22571	Carroll School	2929 W 83rd St	5	Owned
8725	70217	Carson School	2550 W 56th St	5	
2660	22601	Carson School (Rachel)	5516 S Maplewood Ave	5	Owned
2670	22611	Carter School	5740 S Michigan Ave	5	Owned
1851		Carver Athletic Field	13100 S Doty W Ave	6	
2700	41011	Carver Middle School (See Chicago International 8110)	801 E 133RD PL	6	Owned
1850	46381	Carver Military Academy	13100 S Doty Ave	6	Owned
2690	22621	Carver Primary School	901 E 133rd Pl	6	Owned
4290	24011	Casals School	3501 W Potomac Ave	2	Owned
2720	22651	Cassell School	11314 S Spaulding Ave	6	Owned
2510	22461	Castellanos Middle School	2524 S Central Park Ave	4	Owned
4371	66432	Catalyst Elementary	5608 W Washington Blvd	3	Non-CPS
6730	26021	Cather School	2908 W Washington Blvd	3	Owned
8764	70234	CCA Academy	1231 S Pulaski Rd	3	
2123	30012	Center Factory Branch	2032 N Clybourn	3	
2740	22671	Chalmers School	2745 W Roosevelt Rd	3	Owned
2750	22681	Chappell School	2135 W Foster Ave	1	Owned
2760	22701	Chase School	2021 N Point St	2	Owned
2761	22702	Chase School Annex	2021 N Point Ave	2	
5640	25151	Chavez Center	4747 S Marshfield Ave	4	Owned
6670	45211	Chicago Academy Elementary	3400 N Austin Ave	1	Leased
8022	63091	Chicago Academy for Advanced Technology HS	1301 W 14th St	3	Owned
7770	46481	Chicago Academy High School	3400 N Austin Ave	1	Owned
MS23	46561	Chicago Ag West High School	3600 W 5th Ave	3	
1790	47091	Chicago Agricultural High School	3857 W 111th St	6	Owned
7360	55041	Chicago Discovery Academy (at Bowen)	2710 E 89th St	6	Owned

UNIT ID	ORACLE ID	SCHOOL NAME	ADDRESS	REGION	OWNERSHIP
8047	63051	Chicago High School for the Arts	3200 S Calumet Ave	4	Owned
6580	66371	Chicago International Charter Avalon South Shore	1501 E 83rd Pl	2	Non-CPS
7130	66231	Chicago International Charter Basil	1816 W Garfield Blvd	5	Non-CPS
4910	66071	Chicago International Charter Bucktown	2235 N Hamilton Ave	3	Non-CPS
4913	66074	Chicago International Charter Irving Park	3820 N Spaulding Ave	1	Non-CPS
8110	66077	Chicago International Charter Larry Hawkins	801 E 133rd Pl	6	Owned
8049	66076	Chicago International Charter LLOYD BOND	13300 S Langley Ave	6	Non-CPS
2420	66061	Chicago International Charter Longwood	1309 W 95th St	6	Non-CPS
4914	66075	Chicago International Charter Loomis Primary	9535 S Loomis St	6	Non-CPS
7740	66241	Chicago International Charter Northtown	3900 W Peterson Ave	1	Non-CPS
4220	66161	Chicago International Charter Prairie	11530 S Prairie Ave	6	Non-CPS
4911	66072	Chicago International Charter Ralph Ellison	1817 W 80th St	5	Non-CPS
2290	66181	Chicago International Charter Washington Park	6105 S Michigan Ave	5	Non-CPS
7120	66221	Chicago International Charter West Belden	2245 N McVicker Ave	2	Non-CPS
3180	66381	Chicago International Charter Wrightwood	8130 S California Ave	6	Non-CPS
7940	66281	Chicago Math and Science Academy Charter	7212 N Clark St	1	Non-CPS
1800	70070	Chicago Military Academy	3519 S Giles Ave	4	Owned
8053	63111	Chicago Talent Development HS	4319 W Washington Blvd	3	Non-CPS
7700	66481	Chicago Virtual Charter	38 S Peoria St	3	Non-CPS
1010	53011	Chicago Vocational High School	2100 E 87th St	6	Owned
6530	66201	Choir Academy Charter School of Chicago	3630 S WELLS	4	
2770	22721	Chopin School	2450 W Rice St	2	Owned
2780	30031	Christopher School	5042 S Artesian Ave	4	Owned
7830	31301	Claremont Academy	2300 W 64th St	5	Owned
6620	41051	Clark High School	5101 W Harrison St	3	Owned
2230	22191	Clark School	1045 S Monitor Ave	3	Owned
2791	22732	Clay Pre-K - Rainbow University	13231 S Burley	6	Leased
2790	22731	Clay School	13231 S Burley Ave	6	Owned
1840	51091	Clemente Academy	1147 N Western Ave	2	Owned
7980	50201	Clemente Achievement Academy	1147 N Western Ave	3	Owned
1841	51092	Clemente Athletic Field	1147 N Western Ave	2	
2800	22741	Cleveland School	3121 W Byron St	1	Owned
8758	70213	Clinton Annex	6330 N Washtenaw	1	
2811	22752	Clinton Branch		1	
2810	22751	Clinton School	6110 N Fairfield Ave	1	Owned
2820	22761	Clissold School	2350 W 110th Pl	6	Owned
5651	25162	Cockrell CPC	30 E 61st St	5	
7191	26352	Cole CPC	412 S Keeler Ave	3	
6170	26751	Coleman Academy	1441 W 119th St	6	Owned
2830	22771	Coles School	8441 S Yates Blvd	6	Owned
1045	49131	Collins Academy High School	1313 S Sacramento Dr	3	Owned
1880	46411	Collins High School (Closed See 1045 Collins	1313 S SACRAMENTO	3	Owned

UNIT ID	ORACLE ID	SCHOOL NAME	ADDRESS	REGION	OWNERSHIP
		Academy HS)	DR		
2840	22781	Colman School (Closed)	4655 S Dearborn	4	
5860	20071	Columbia Explorers Academy	4520 S Kedzie Ave	4	Owned
2850	22791	Columbus School	1003 N Leavitt St	2	Owned
1225	63061	Community Services West Academy	1239 S Pulaski Rd	3	Non-CPS
2860	22801	Cook School	8150 S Bishop St	5	Owned
2880	22821	Coonley School	4046 N Leavitt St	1	Owned
2891	22832	Cooper Branch		3	
2890	22831	Cooper School	1624 W 19th St	3	Owned
2900	22841	Copernicus School	6010 S Throop St	5	Owned
2910	22851	Corkery School	2510 S Kildare Ave	4	Owned
1860	46391	Corliss High School	821 E 103rd St	6	Owned
7910	30141	Courtenay School	1726 W Berteau Ave	1	Owned
0643	11910	CPS Central Offices	125 S Clark St	3	
7660	50161	Crane Achievement Academy	2245 W Jackson Blvd	3	Owned
1270	46081	Crane Tech High School	2245 W Jackson Blvd	3	Owned
4040	26661	Cregier Multiplex	2040 W Adams	3	
2940	31041	Crown Academy	2128 S Saint Louis Ave	3	Owned
4090	23881	Cuffe Academy	8324 S Racine Ave	6	Owned
4100	23891	Cullen School	10650 S Eberhart Ave	6	Owned
1820	53101	Curie Metro High School	4959 S Archer Ave	4	Owned
3160	23061	Curtis School	32 E 115th St	6	Owned
7670	50171	CVS Achievement Center	2100 E 87th St	6	Owned
9905		CYDI Comm.Youth Deve. Ins	7836 S Union	5	
6560	25951	Daley School	5024 S Wolcott Ave	4	Owned
2960	22881	Darwin School	3116 W Belden Ave	2	Owned
7180	26341	Davis Academy	6723 S WOOD St	5	Owned
7430	30131	Davis Developmental Center	9101 S JEFFERY AV	6	Owned
7000	29391	Davis Magnet Elementary Academy	6730 S Paulina St	5	Owned
2971	70220	Davis N Branch	2940 W 40th Pl	4	
MS21		Davis Replacement School (No Oracle ID)	6723 S Wood St	5	
2970	22891	Davis School	3014 W 39th Pl	4	Owned
2980	22901	Dawes School	3810 W 81st Pl	5	Owned
7420	31261	De Diego Academy	1313 N Claremont Ave	2	Owned
3630	23411	De Dominguez School	3000 S Lawndale Ave	4	Owned
7330	26401	De La Cruz School (See UNO Octavia Paz 5810)	2317 W 23RD PL	4	Owned
8050	26631	De Priest School	139 S Parkside Ave	3	Owned
2990	29031	Decatur School	7030 N Sacramento Ave	1	Owned
3000	22911	Delano School	3937 W Wilcox St	3	Owned
3001	22912	Delano School CPC	3905 W Wilcox St	3	
3010	22931	Deneen School	7240 S Wabash Ave	5	Owned
6740	26031	Dett School	2306 W Maypole Ave	3	Owned
3020	22941	Dever School	3436 N Osceola Ave	1	Owned

UNIT ID	ORACLE ID	SCHOOL NAME	ADDRESS	REGION	OWNERSHIP
6990	46521	Devry Adv Acad	3300 N Campbell	1	Non-CPS
3030	22951	Dewey Academy	5415 S Union Ave	4	Owned
3031	22952	Dewey Academy CPC	638 W 54th Pl	4	
4311	24032	Dickens School CPC	740 S Campbell Ave	3	
2950	22871	Dirksen School	8601 W Foster Ave	1	Owned
8045	26921	Disney II Magnet	3815 N Kedvale Ave	1	Owned
8000	29401	Disney Magnet	4140 N Marine Dr	1	Owned
3040	22971	Dixon School	8306 S Saint Lawrence Ave	6	Owned
3050	22981	Dodge School	2651 W Washington Blvd	3	Owned
6790	26071	Donoghue School (See Univ of Chicago 2600)	707 E 37th St	4	
6791	26072	Donoghue School CPC	707 E 37th St	4	
3070	22991	Doolittle East	535 E 35th St	4	Owned
3071	22992	Doolittle East CPC		4	
7620	26491	Doolittle West	521 E 35th St	4	Owned
3080	23001	Dore School	6108 S Natoma Ave	5	Owned
1980	50081	Dorsey School	9035 S Langley Ave	6	
3090	31051	Douglas Academy (Closed See 2680)	3200 S Calumet	4	
6630	41061	Douglass Middle Academy	543 N Waller Ave	2	Owned
3100	23011	Drake School	2722 S King Dr	4	Owned
3120	23021	Drummond School	1845 W Cortland St	2	Owned
8010	26601	DuBois School	330 E 133rd St	6	Owned
6860	26141	Dulles School	6311 S Calumet Ave	5	Owned
6890	26171	Dumas School	6650 S Ellis Ave	5	Owned
6891	26172	Dumas School CPC	6615 S Kenwood Ave	5	
1030	53021	Dunbar High School	3000 S King Dr	4	Owned
6050	25491	Dunne School	10845 S Union Ave	6	Owned
7870	26831	Durkin Park Elementary School (Old Lenart)	8445 S Kolin Ave	5	Owned
DURS	70080	Durso School (Closed 6650)	1601 W Taylor St	3	
7460	46541	DuSable Campus	4934 S Wabash	4	
1280	46091	DuSable High School (See Bronzeville Scholastic 7270)	4934 S WABASH AV	4	Owned
4140	66311	Dusable Leadership Charter School (SHABAZZ CHTR)	4934 S Wabash Ave	4	Owned
6760	26051	Dvorak Academy	3615 W 16th St	3	Owned
1600	66021	Dyett (H/S) & Middle	555 E 51st St	4	Owned
8070	41101	Dyett Middle School (Closed See 1600)	555 E 51st St	4	
7450	26441	Earhart School	1710 E 93rd St	6	Owned
3130	23031	Earle School	6121 S Hermitage Ave	5	Owned
3140	23041	Eberhart School	3400 W 65th Pl	5	Owned
3150	23051	Ebinger School	7350 W Pratt Ave	1	Owned
8141	68010	Eckersall Stadium	2423 E 82nd St	6	
3170	23071	Edgebrook School	6525 N Hiawatha Ave	1	Owned
2085	28081	Edison Park Elementary School	6220 N Olcott Ave	1	Owned

UNIT ID	ORACLE ID	SCHOOL NAME	ADDRESS	REGION	OWNERSHIP
2220	29011	Edison RGC	4929 N Sawyer Ave	1	Owned
3200	23081	Edwards School	4815 S Karlov Ave	4	Owned
3210	23091	Einstein School (Closed)	3663 S Wabash Ave	4	
4340	26681	Elementary Multiplex	6434 S University Ave	5	
3220	23101	Ellington School	243 N Parkside Ave	3	Owned
3221	23102	Ellington School Branch	241 N Central Ave	3	
3230	23121	Emmet School	5500 W Madison St	3	Owned
1681	46352	Englewood Athletic Field	6201 S Stewart Ave	5	
ENGW	28161	Englewood Campus			
1680	46351	Englewood Technical Preparatory Academy (See TEAM Englewood 8080)	6201 S STEWART AV	5	Owned
7380	55021	Entrepreneurship School	7627 S Constance Ave	5	Owned
8058	63081	EPIC Academy High School	8255 S Houston Ave	5	Owned
3240	29051	Ericson Academy	3600 W 5th Ave	3	Owned
2492		Erie Charter (See 5780)	2510 W Cortez	3	
5780	66331	Erie Elementary	1405 N Washtenaw Ave	3	Non-CPS
3250	23131	Esmond School	1865 W Montvale	6	Owned
3260	23141	Everett School	3419 S Bell Ave	4	Owned
7490	26461	Evergreen Academy	3537 S Paulina St	4	Owned
7990	26591	Evers School	9811 S Lowe Ave	6	Owned
7290	55071	Excel (at Orr)	730 N PULASKI Rd	2	
4660	26701	Fairfield Academy (Formerly Marquette East)	6201 S Fairfield Ave	5	Leased
4661	26702	Fairfield Branch (New Hope Lutheran)	6416 S Washtenaw	5	Leased
3270	23151	Falconer School	3020 N Lamon Ave	2	Owned
4861	30042	Family Guidance Center	2131 W Monroe St	3	
4640	24371	Faraday School	3250 W Monroe St	3	Owned
3280	23161	Farnsworth School	5414 N Linder Ave	1	Owned
1300	53091	Farragut Academy	2345 S Christiana Ave	4	Owned
3300	23171	Farren School	5055 S State	4	Owned
1310	46111	Fenger Academy	11220 S Wallace St	6	Owned
7970	50191	Fenger Achievement Academy	11220 S Wallace St	6	Owned
4581	24312	Ferguson CPC	1425 N Hudson	2	
3320	23191	Fermi School	1415 E 70th St	5	Owned
3330	23201	Fernwood School	10041 S Union Ave	6	Owned
8762	70215	Field Annex (Closed)	1709 W Lunt	1	
3350	23211	Field School	7019 N Ashland Ave	1	Owned
3760	23541	Finkl School	2332 S Western Ave	4	Owned
3360	23221	Fiske School	6145 S Ingleside Ave	5	Owned
3681	23462	Fleming Branch	4918 W 64th Pl	5	
1040	53031	Flower Career Academy (See Al Raby 7690)	3545 W Fulton Blvd	3	
1165	67091	Ford Academy	931 S Homan Ave	3	Non-CPS
1331		Foreman Athletic Field	3235 N LeClaire Ave	1	
1330	46131	Foreman High School	3235 N LeClaire Ave	1	Owned
3400	23241	Fort Dearborn School	9025 S Throop St	6	Owned

UNIT ID	ORACLE ID	SCHOOL NAME	ADDRESS	REGION	OWNERSHIP
3430	23261	Foster Park School	8530 S Wood St	6	Owned
3310	23181	Foundations School	2040 W ADAMS ST	3	
3420	29081	Franklin Magnet	225 W Evergreen Ave	2	Owned
5850	29411	Frazier International Baccalaureate	4027 W Grenshaw St	3	Owned
FRZM	29421	Frazier Multiplex		3	
6650	26901	Frazier Prep Acad	4027 W Grenshaw St	3	Owned
7780	26531	Frazier School (See Frazier Prep 6650)	4027 W Grenshaw	3	Owned
3440	23271	Fuller School	4214 S Saint Lawrence Ave	4	Owned
3450	23281	Fulton School	5300 S Hermitage Ave	4	Owned
3460	23291	Funston School	2010 N Central Park	2	Owned
3461		Funston School Branch	3616 W Armitage Ave	2	
FCHS		Future Commons High School (Closed)	244 E Pershing Rd	4	
1370	46161	Future Commons Tech Prep	244 E Pershing Rd	4	
1340	46141	Gage Park High School	5630 S Rockwell St	5	Owned
5840	66341	Galapogas Charter School	3814 W Iowa St	3	Non-CPS
3480	31081	Gale Academy	1631 W Jonquil Ter	1	Owned
4160	29141	Galileo Academy	820 S Carpenter St	3	Owned
3490	29091	Gallistel Language Academy	10347 S Ewing Ave	6	Leased/Owned
3491	29092	Gallistel Language Academy Branch	10200 S Ave J	6	Leased
8064	63101	Garfield Park Preparatory Academy	3250 W Monroe St		Owned
5420	24951	Garvey School (Marcus)	10309 S Morgan St	6	Owned
3510	23301	Garvy School (John)	5225 N Oak Park Ave	1	Owned
8720		Gary Mod.	3737 W 31st St	4	
3520	23311	Gary School	3740 W 31st St	4	Owned
8153	68100	Gately Stadium	810 E 103rd St	6	
3530	23321	Gillespie School	9301 S State St	6	Owned
3540	23331	Gladstone School	1231 S DAMEN AV	3	Owned
2025	63011	Global Citizenship Academy	4647 W 47th St	4	Non-CPS
7550	55111	Global Vision Academy (at Bowen)	2710 E 89th St	6	Owned
3560	23341	Goethe School	2236 N Rockwell St	2	Owned
7840	26561	Goldblatt School	4257 W Adams St	3	Owned
2482	22433	Goldsmith Branch	10211 S Crandon Ave	6	
3570	23351	Gompers School	12302 S State St	6	Owned
3821	23612	Good Sheppard Branch of Zapata School	2728 S Kolin St	4	Leased
3290	29061	Goodlow Magnet	2040 W 62nd St	5	Owned
3590	23371	Goudy School	5120 N Winthrop Ave	1	Owned
3600	23391	Graham School	4436 S Union Ave	4	Owned
8724	70206	Graham School Branch	745 W 45th St	4	
1950	49101	Graham Training Center High School	2347 S Wabash Ave	4	Owned
GRNT	44011	Grant Campus Unit	145 S Campbell Ave	3	
3610	31091	Grant School	145 S Campbell	3	
3620	23401	Gray School	3730 N Laramie Ave	1	Owned
7600	55171	Greater Lawndale High School For Social	3120 S Kostner Ave	4	Owned

UNIT ID	ORACLE ID	SCHOOL NAME	ADDRESS	REGION	OWNERSHIP
		Justice			
2730	22661	Greeley School	832 W Sheridan Rd	1	Owned
4410	24131	Green School	1150 W 96th St	6	Owned
3650	23431	Greene School	3525 S Honore	4	Owned
3651	23432	Greene School Branch (Closed)	3625 S Hoynes	4	
3660	23441	Gregory School	3715 W Polk St	3	Owned
3670	23451	Gresham School	8524 S Green St	6	Owned
3680	23461	Grimes School	5450 W 64th Pl	5	Owned
3580	23361	Grissom School	12810 S Escanaba Ave	6	Owned
7050	26311	Guggenheim School	7141 S Morgan St	5	Owned
3690	29121	Gunsaulus Academy	4420 S Sacramento Ave	4	Owned
3700	23481	Haines School	247 W 23rd Pl	4	Owned
3710	23491	Hale School	6140 S Melvina	5	Owned
8712	70204	Haley, Alex Modular	11413 S Eggleston	6	
2360	22301	Haley, Alex School	11411 S Eggleston Ave	6	Owned
3730	23501	Hamilton School	1650 W Cornelia Ave	1	Owned
3742	23513	Hamline Early Childhood	4652 South Bishop St	4	
3740	23511	Hamline School	4747 S Bishop St	4	Owned
3741	23512	Hamline School Branch	1548 W 48th St	4	
3750	23531	Hammond School	2819 W 21st Pl	3	Owned
2350	32021	Hampton School	3434 W 77th St	5	Owned
1200	46021	Hancock High School	4034 W 56th St	5	Owned
6381	25792	Hansberry CPC	4055 W Arthington St	3	
8143	68090	Hanson Park Athletic Field	5411 W Fullerton Ave	2	
4770	24461	Hanson Park School	5411 W Fullerton Ave	2	Owned
8771	68020	Hanson Park Stadium	5411 W Fullerton Ave	2	
1350	51021	Harlan Academy High School	9652 S Michigan Ave	6	Owned
1360	46151	Harper High School	6520 S Wood St	5	Owned
3780	23561	Harte School	1556 E 56th St	5	Owned
3790	23571	Hartigan Community Arts Specialty School (See Bronzeville Lighthouse 3990)	8 W Root St	4	
3800	23581	Harvard School	7525 S Harvard	5	Owned
1100	50021	Harvey School	2245 N McVicker Ave	2	
3810	23591	Haugan Magnet	4540 N Hamlin Ave	1	Owned
7070	32061	Haugan Middle Campus	3729 W Leland Ave	1	
3830	29131	Hawthorne Academy	3319 N Clifton Ave	1	Owned
3840	31111	Hay Community Academy	1018 N Laramie Ave	2	Owned
1290	50061	Hayes School (Closed)	6533 S Stewart Ave	5	
3850	23621	Hayt School	1518 W Granville Ave	1	Owned
3881	23652	Healy Annex	3010 S Parnell	4	
3880	23651	Healy School	3010 S Parnell Ave	4	Owned
3890	23671	Hearst School	4640 S Lamon Ave	4	Owned
3904	23683	Hedges Middle School Branch	1954 W 48th St	4	Leased
3900	23681	Hedges School	4747 S Winchester Ave	4	Owned

UNIT ID	ORACLE ID	SCHOOL NAME	ADDRESS	REGION	OWNERSHIP
3902	23682	Hedges West Branch	1954 W 48th St	4	
3910	23711	Hefferan School	4409 W Wilcox St	3	Owned
3920	23721	Henderson School	5650 S Wolcott Ave	5	Owned
3930	31121	Hendricks Academy	4316 S Princeton Ave	4	Owned
3940	23731	Henry School	4250 N Saint Louis Ave	1	Owned
6570	25971	Henson School	1326 S Avers Ave	3	Owned
3950	23741	Herbert School	2131 W Monroe St	3	Owned
8021	22441	Hernandez Middle School	3510 W 55th St	5	Owned
1660	50071	Hernandez School	3545 W Fulton Blvd	3	
3970	23771	Herzl School	3711 W Douglas Blvd	3	Owned
3971	23772	Herzl School CPC	1401S Hamlin Ave	3	
4000	23801	Hibbard School	3244 W Ainslie St	1	Owned
7210	31251	Higgins Academy	11710 S Morgan St	6	Owned
7250	26371	Hinton School	644 W 71st St	5	Owned
1380	47031	Hirsch High School	7740 S Ingleside Ave	5	Owned
4010	23811	Hitch School	5625 N McVicker Ave	1	Owned
4020	23821	Holden School	1104 W 31st St	4	Owned
4030	23831	Holmes School	955 W Garfield Blvd	5	Owned
4130	31131	Hope College Prep High School	5515 S Lowe Ave	5	Owned
8067	63031	Hope Contract School	1628 W Washington	3	Owned
8780		Houston, Charles / Prologue	9035 S Langley	6	
4060	23851	Howe School	720 N Lorel Ave	2	Owned
4370	66431	Howland Catalyst	1616 S Spaulding Ave	3	Owned
HWLD	66521	Howland Multiplex			
4070	23861	Howland School (See Howland Catalyst 4370)	1616 S Spaulding	3	Owned
4080	23871	Hoyne School	8905 S Crandon Ave	6	Owned
1671		Hubbard Athletic Field	6200 S Hamlin Ave	5	
1670	46341	Hubbard High School	6200 S Hamlin Ave	5	Owned
8060	22451	Hughes L. School (Langston)	240 W 104th St	6	Owned
MS20	27061	Hughes Replacement School	226 W 104th St	6	
4110	23901	Hughes School (Charles Evans)	4247 W 15th St	3	Owned
4121	23912	Hurley Branch (with Ashburn)	8300 S St Louis	5	
4120	23911	Hurley School	3849 W 69th Pl	5	Owned
1390	46171	Hyde Park Academy	6220 S Stony Island Ave	5	Owned
1770	67041	IDOC/CPS	8007 S Cottage Grove Ave	5	Non-CPS
2126	30013	IDOC/Healy Branch	100 N Western Ave	3	
ISHS		Industrial Skill Center High School (Closed)	244 E Pershing Rd	4	
7680	55151	Infinity Math, Science Tech. High School (at Little Village)	3120 S Kostner Ave	3	Owned
8745	70230	Instituto Del Progresso	2570 S Blue Island	4	
8026	63131	Instituto Health Sciences Career Academy	122 S Michigan Ave	3	Non-CPS
4890	29191	Inter-American Magnet	851 W Waveland Ave	1	Owned
4780	41031	Irving Park Middle School	3815 N KEDVALE AV	1	Owned

UNIT ID	ORACLE ID	SCHOOL NAME	ADDRESS	REGION	OWNERSHIP
5350	24881	Irving School	749 S Oakley Blvd	3	Owned
4690	29171	Jackson Academy	1340 W Harrison St	3	Owned
8090	26651	Jackson M. School	917 W 88th St	6	Owned
4170	23921	Jahn School	3149 N Wolcott Ave	1	Owned
4180	23931	Jamieson School	5650 N Mozart St	1	Owned
2120	30011	Jefferson N. Alternative School	1100 S Hamilton Ave	3	Non-CPS
4190	23941	Jefferson T. School	1522 W Fillmore	3	Owned
4200	23951	Jenner Academy	1119 N Cleveland Ave	2	Leased
6920	29341	Jensen Academy	3030 W Harrison St	3	Owned
5540	25051	Johns Community Academy/Barbara Sizemore Academy	6936 S HERMITAGE AV	5	Owned
6940	26231	Johnson School	1420 S Albany Ave	3	Owned
6941	26232	Johnson School CPC	1504 S Albany	3	
1060	47021	Jones Magnet High School	606 S State St	3	Owned
2330	22281	Joplin School	7931 S Honore St	5	Owned
2870	22811	Jordan School	7414 N Wolcott Ave	1	Owned
8799	68030	Jorndt Field (Winnemac Park)	5101 N Leavitt St	1	
5971	25412	Joyner CPC	1315 S Blue Island Ave	3	
1890	46421	Juarez High School	2150 S Laffin St	3	Owned
1870	46401	Julian High School	10330 S Elizabeth St	6	Owned
2651	22572	Julius Rosenwald Branch - Carroll School	2541 W 80th St	5	
4230	23961	Jungman School	1746 S Miller St	3	Owned
3370	29071	Kanoon Magnet	2233 S Kedzie Ave	4	Owned
4960	29211	Keller Magnet	3020 W 108th St	6	Owned
3410	23251	Kellman School	751 S Sacramento Blvd	3	Leased
4240	23971	Kellogg School	9241 S Leavitt St	6	Owned
MS08	46571	Kelly Curie Gage Park Area High School (See SOLORIO HS 8550)	5400 S St Louis	4	
1400	46181	Kelly High School	4136 S California Ave	4	Owned
8149	68080	Kelvyn Park Athletic Field	4343 W Wrightwood Ave	2	
1410	46191	Kelvyn Park High School	4343 W Wrightwood Ave	2	Owned
1420	46201	Kennedy High School	6325 W 56th St	5	Owned
1710	46361	Kenwood Academy	5015 S Blackstone Ave	4	Owned
1711		Kenwood Athletic Field	5015 S Blackstone Ave	4	
4270	23991	Kershaw School	6450 S Lowe Ave	5	Owned
4280	24001	Key School	517 N Parkside Ave	2	Owned
4300	24021	Kilmer School	6700 N Greenvew Ave	1	Owned
1760	46371	King High School	4445 S Drexel Blvd	4	Owned
4310	24031	King School	740 S Campbell Ave	3	Owned
4330	24071	Kinzie School	5625 S Mobile Ave	5	Owned
4350	24081	Kipling School	9351 S Lowe Ave	6	Owned
7810	66261	KIPP Ascend Charter School	1616 S Avers Ave	3	Owned
7710	55121	KIPP Chicago Youth Village Academy		4	
8732	70209	Kohn Annex	10432 S State	6	

UNIT ID	ORACLE ID	SCHOOL NAME	ADDRESS	REGION	OWNERSHIP
4360	24091	Kohn School	10414 S State St	6	Owned
4390	31151	Kozminski Academy	936 E 54th St	4	Owned
4391		Kozminski Athletic Field	936 E 54th St	4	
2055	63041	Kwame Nkrumah Academy Elementary School	901 E 95th St	6	Non-CPS
4400	24121	Lafayette School	2714 W Augusta Blvd	2	Owned
8737	70229	Lake View Alt.	240 W Randolph	3	
MS19	27051	Lakeshore East Area New School			
1430	46211	Lakeview High School	4015 N Ashland Ave	1	Owned
1440	46221	Lane Tech High School	2501 W Addison St	1	Owned
8150	68040	Lane Tech Stadium	2501 W Addison St	1	
3980	23791	Lara Academy	4619 S Wolcott Ave	4	Owned
1910	49071	Las Casas High School	8401 S SAGINAW AV	6	Leased
4420	29161	LaSalle Academy	1734 N Orleans St	2	Owned
8040	29101	LaSalle II Magnet Elementary School	1148 N Honore St	3	Owned
6750	26041	Lathrop School	1440 S Christiana Ave	3	Owned
9401	69401	Latino Youth Center Charter School	2200 S Marshall	4	
6260	25671	Lavizzo School	138 W 109th St	6	Owned
4430	31161	Lawndale Academy	3500 W Douglas Blvd	3	Owned
4550	24261	Lawrence School	9928 S Crandon Ave	6	Owned
6775	66561	LEARN Charter ES - Excel	2401 W Congress Pkwy	3	Non-CPS
8072	66562	LEARN Charter ES - North Lawndale	212 S Francisco	3	Non-CPS
6770	66211	LEARN Charter ES - Romano Butler Campus	1132 S Homan Ave	3	Non-CPS
8029	66563	LEARN Charter School-South Chicago Campus	8914 S Buffalo Ave	6	Owned
L902		Leased Facility at (1900 N Austin)	1900 N Austin		
L320		Leased Facility at (320 S Elizabeth)	320 S Elizabeth		
MS02	27071	Lee / Pasteur Elementary School (See Azuela 8660)	4707 W Marquette	5	
7170	26331	Lee School	6448 S Tripp Ave	5	Owned
5870	67071	Legacy Charter School	4217 W 18th St	3	Owned
7320	26391	Leland School	5221 W Congress Pkwy	3	Owned
4440	24141	LeMoyn School (Closed; Occupied by Inter-American 4890)	851 W Waveland Ave	1	
7240	29361	Lenart Center	8101 S LaSalle St	5	Owned
4450	24151	Lewis School	1431 N Leamington Ave	2	Owned
4451	24152	Lewis School Branch	5035 W North Ave	2	
4471	24172	Libby Annex	5340 S Loomis (1400W)	4	
4470	24171	Libby School	5300 S Loomis Blvd	4	Owned
1125	66301	LINC Alternative High School	4655 S Dearborn St	3	Non-CPS
1620	46321	Lincoln Park High School	2001 N Orchard St	2	Owned
4480	24191	Lincoln School	615 W Kemper Pl	2	Owned
1450	46231	Lindblom High School	6130 S Wolcott	5	Owned
7110	46511	Lindblom Math and Science Academy	6130 S Wolcott Ave	5	Owned
4490	24201	Linne School	3221 N Sacramento Ave	1	Owned

UNIT ID	ORACLE ID	SCHOOL NAME	ADDRESS	REGION	OWNERSHIP
4491	24202	Linne School Annex	3318 N Whipple St	1	
2590	22521	Little Village Academy	2620 S Lawndale Ave	4	Owned
1130	49121	Little Village Area New High School	3120 S KOSTNER AV	4	
4500	24221	Lloyd School	2103 N Lamon Ave	2	Owned
4510	24231	Locke School	2828 N Oak Park Ave	2	Owned
4730	66151	Locke, Alain Charter School	3141 W Jackson Blvd	3	Non-CPS
7560	41091	Logandale Middle School	3212 W George St	2	Owned
8330	22341	LORCA Elementary School	3231 N Springfield Ave	1	Owned
4530	24241	Lovett School	6333 W Bloomingdale Ave	2	Owned
4540	24251	Lowell School	3320 W Hirsch St	2	Owned
4380	24101	Lozano Bilingual Center	1424 N Cleaver St	2	Owned
4381	24102	Lozano Branch	1501 N Greenview (1432W)	2	
4662		Lutheran School - Fairfield Annex		5	
4560	24281	Lyon School	2941 N McVicker Ave	2	Owned
4561	24282	Lyon School Branch	6041 W Diversey	1	
6310	41041	Madero Middle School	3202 W 28th St	4	Owned
4570	24301	Madison School	7433 S Dorchester Ave	5	Owned
4580	24311	Manierre School	1420 N Hudson Ave	2	Owned
1460	53111	Manley Academy	2935 W Polk St	3	Owned
4610	24331	Mann School	8050 S Chappel Ave	5	Owned
6590	31231	Marconi Academy	230 N Kolmar Ave	3	Owned
1085	49151	Marine Military Academy at Grant	145 S Campbell Ave	3	Owned
4620	24341	Marquette School	6550 S Richmond St	5	Owned
4621	24342	Marquette School Branch	6601 S Kedzie	5	
N144		Marsh Area - New School	9810 S Exchange	6	
4630	24361	Marsh School	9822 S Exchange Ave	6	Owned
1470	47041	Marshall High School (See Faraday 4640)	3250 W Adams St	3	Owned
7520	41081	Marshall Middle School	3900 N Lawndale Ave	1	Owned
3591	23372	Marti Center (Demolished)	5126 N Kenmore Ave	1	
8025	24381	MASON HS	4217 W 18th St	3	Owned
4650	24381	Mason School	4217 W 18th St	3	Owned
4651	24382	Mason School CPC	4216 W 19th St	3	
1480	46241	Mather High School	5835 N Lincoln Ave	1	Owned
4670	31171	May Academy	512 S Lavergne Ave	3	Owned
4680	24401	Mayer School	2250 N Clifton Ave	2	Owned
4700	24411	Mayo School	249 E 37th St	4	Owned
7150	26321	Mays Academy	838 W Marquette Rd	5	Owned
3770	23551	McAuliffe School	1841 N Springfield Ave	2	Owned
4710	24421	McClellan School	3527 S Wallace St	4	Owned
6820	26111	McCorkle School	4421 S STATE ST	4	Owned
4721		McCormick Mod.	2712 S Sawyer	4	
4720	24431	McCormick School	2712 S Sawyer Ave	4	Owned

UNIT ID	ORACLE ID	SCHOOL NAME	ADDRESS	REGION	OWNERSHIP
6910	26201	McCutcheon School	4865 N Sheridan Rd	1	Owned
6911	26202	McCutcheon School Branch	4850 N Kenmore Ave	1	
4750	29181	McDade School	8801 S Indiana Ave	6	Owned
7390	26421	McDowell School	1419 E 89th St	6	Owned
4760	24451	McKay School	6901 S Fairfield Ave	5	Owned
4761	24452	McKay School Early Childhood Center	7050 S Washtenaw Ave	5	Leased
7880	26821	McKinley Park Elementary School (Fatima)	3456 W 38th St	4	Leased
7040	26301	McNair Center	4820 W Walton St	2	Owned
4800	24471	McPherson School	4728 N Wolcott Ave	1	Owned
4810	24481	Medill Elementary School (See Chicago Academy for Advanced Technology 8022)	1301 W 14TH ST	3	Owned
4820	24491	Medill Intermediate	1326 W 14th Pl	3	
7190	26351	Melody School	412 S Keeler Ave	3	Owned
3190	31061	Metcalfe Academy	12339 S Normal Ave	6	Owned
5160	66461	Metropolitan Academy of Science			
6410	22111	Midway Academy	5434 S LOCKWOOD AV	4	
MLBN		Millburn Alternative School	545 E Oakwood Blvd	4	
6921	29342	Miller CPC	3030 W Harrison St	3	
5880	25331	Mireles Academy	9000 S Exchange Ave	6	Owned
4840	24511	Mitchell School	2233 W Ohio St	2	Owned
4841	24512	Mitchell School Branch	2325 W Erie St	2	
6950	26251	Mollison School	4415 S Dr Martin L King Jr Dr	4	Owned
4851	24532	Monroe Branch	3651 W Schubert Ave	2	
4850	24531	Monroe School	3651 W Schubert Ave	2	Owned
4860	30041	Montefiore Special School	1310 S Ashland Ave	3	Owned
4870	24551	Moos School	1711 N California Ave	2	Owned
1491		Morgan Park Athletic Field	1744 W Pryor Ave	6	
1490	46251	Morgan Park High School	1744 W Pryor Ave	6	Owned
4830	24501	Morgan School	8407 S Kerfoot Ave	6	Owned
4880	24571	Morrill School	6011 S Rockwell St	5	Owned
4900	24581	Morse School (See Polaris Charter 4150)	620 N Sawyer Ave	2	Owned
6800	26091	Morton Academy	431 N Troy St	2	Owned
7530	55101	Moses Vines Prep Academy (at Orr)	730 N PULASKI RD	2	
4940	24591	Mount Greenwood School	10841 S Homan Ave	6	Owned
4980	24601	Mount Vernon School	10540 S Morgan St	6	Owned
5000	24611	Mozart School	2200 N Hamlin Ave	2	Owned
5010	70030	Mulligan School	1855 N Sheffield Ave	2	Owned
7630	55181	Multicultural Arts School (at Little Village)	3120 S Kostner Ave	4	Owned
6640	26011	Munoz Marin Primary (Consolidated into Lowell 4540)	3320 W Evergreen Ave	2	Owned
5020	24621	Murphy School	3539 W Grace St	1	Owned
5030	29221	Murray Academy	5335 S Kenwood Ave	4	Owned
7920	66271	Namaste Charter	3737 S Paulina St	4	Non-CPS

UNIT ID	ORACLE ID	SCHOOL NAME	ADDRESS	REGION	OWNERSHIP
8744	70211	Nash Anex	4824 WOhio	2	
5050	24641	Nash School	4837 W Erie St	2	Owned
6480	32031	National Teachers Academy	55 W Cermak Rd	4	Owned
4970	30061	Near North Center	739 N Ada St	2	Owned
1050	47011	Near North High School	1450 N Larrabee	2	Owned
5060	24651	Neil School	8555 S Michigan Ave	6	Owned
5070	24661	Nettelhorst School	3252 N Broadway St	1	Owned
7060	22071	New Field Primary School	1707 W Morse Ave	1	Owned
7540	46491	New Millennium School of Health (at Bowen)	2710 E 89th St	6	Owned
5080	29231	Newberry Magnet	700 W Willow St	2	Owned
4050	23841	Nia School	2040 W ADAMS ST	3	
2200	22181	Nicholson School	6006 S Peoria St	5	Owned
5090	24671	Nightingale School	5250 S Rockwell St	4	Owned
3721		Ninos Heroes / Old Sullivan Building (See 7090 South Chicago Community)	8255 S Houston	5	
3720	31101	Ninos Heroes Academic	8344 S Commercial Ave	6	Owned
5101		Nixon Anex	4150 W Dickens Av	2	
5100	24681	Nixon School	2121 N Keeler Ave	2	Owned
5111	24692	Nobel Branch Rose of Sharon	4256 W Walton St	2	
5110	24691	Nobel School	4127 W Hirsch St	2	Owned
1147		Noble Street - Bain NUSH (See 8077 Rowe Charter)			
8078	66572	Noble Street - Chicago Bulls College Prep Campus (at Cregier Multiplex)	2040 W Adams St		Owned
1935	66146	Noble Street - Comer Campus	7200 S Ingleside Ave	5	Non-CPS
1934	66145	Noble Street - Golder College Prep	1454 W Superior St	3	Non-CPS
8079	66573	Noble Street - Muchin College Prep Campus	1 N State St		Non-CPS
1931	66142	Noble Street - Pritzker College Prep	4131 W Cortland Ave	2	Non-CPS
1932	66143	Noble Street - Rauner College Prep	1337 W Ohio	3	Non-CPS
1933	66144	Noble Street - Rowe-Clark	3645 W Chicago Ave	3	Non-CPS
1936	66147	Noble Street Charter - UIC College Prep	1231 S Damen Ave	3	Owned
1930	66141	Noble Street Charter High School	1010 N Noble St	2	Non-CPS
8028	66148	Noble Street Charter School Englewood Campus	6350 S Stewart Ave		Owned
1140	46431	North Grand High School	4338 W Wabansia Ave	2	Owned
3060	66111	North Kenwood Charter School (University of Chicago)	1119 E 46th St	4	Owned
1105	66091	North Lawndale Charter High School	1616 S Spaulding Ave	3	Owned
1106	66092	North Lawndale College Prep at Collins	1313 S Sacramento Dr	3	Owned
7890	26841	North River Elementary School (Mercy)	4416 N Troy St	1	Leased
1740	46061	Northside College Prep.	5501 N Kedzie Ave	1	Owned
1690	49021	Northside Learning Center	3730 W Bryn Mawr Ave	1	Owned
MS06	27081	Northwest Elementary School (Not Built)			
4600	41121	Northwest Middle School	5252 W Palmer St	2	Owned
5120	24711	Norwood Park School	5900 N Nina Ave	1	Owned

UNIT ID	ORACLE ID	SCHOOL NAME	ADDRESS	REGION	OWNERSHIP
1780	66041	Nuestra America (Acorn Charter School)	3814 W Iowa	3	
OAKW		Oakenwald School (Old 5130)	4071 S Lake Park (41st & Lake Park)	4	
8083	24731	Ogden International HS	1250 W Erie St	3	Owned
MS12		Ogden Replacement Elementary School (No Oracle ID)	24 W Walton	3	
5150	24731	Ogden School	1443 N Ogden Ave	3	Owned
5170	24741	Oglesby School	7646 S Green St	5	Owned
5180	24751	O'Keeffe School	6940 S Merrill Ave	5	Owned
1180	50041	Olive School	5125 S Princeton	4	
6571	25972	Olive School CPC	1326 S Avers Ave	3	
8727	70237	Olive-Harvey Middle School	10001 S Woodlawn	6	
5190	24761	Onahan School	6634 W Raven St	1	Owned
5200	24771	Oriole Park School	5424 N Oketo Ave	1	Owned
7610	31281	Orozco Academy	1940 W 18th St	3	Owned
7611		Orozco Academy (See 7610)	1940 W 18th Pl	3	Owned
1830	28151	Orr Comm. Acad. (H/S) *R	730 N Pulaski Rd	2	Owned
5220	24791	Otis School	525 N Armour St	2	Owned
5230	24801	O'Toole School	6550 S Seeley Ave	5	Owned
6960	26261	Overton School	221 E 49th St	4	Owned
6961	26262	Overton School CPC	4935 S Indiana Ave	4	
5240	29241	Owen Academy	8247 S Christiana Ave	5	Owned
3470	31071	Owens Academy	12450 S State St	6	Owned
6930	26221	Paderewski School	2221 S Lawndale Ave	4	Owned
5260	24821	Palmer School	5051 N Kenneth Ave	1	Owned
5290	24841	Park Manor School	7037 S Rhodes Ave	5	Owned
5270	31181	Parker Community Academy	6800 S Stewart Ave	5	Owned
5271	31182	Parker Community Academy CPC	323 W 69th St	5	
5280	24831	Parkman School	245 W 51st St	4	Owned
5300	31201	Parkside Academy	6938 S East End Ave	5	Owned
1170	50031	Partee School (Closed)	8101 S LaSalle Ave	6	
6850	66191	Passages Charter School	1643 W Bryn Mawr Ave	1	Non-CPS
5311	24852	Pasteur Branch	5426 S Lockwood	5	Leased
5310	24851	Pasteur School	5825 S Kostner Ave	5	Owned
1091		Payton Branch (St. Joseph North)	1065 N Orleans	2	Leased
1090	70020	Payton High School	1034 N Wells St	2	Owned
5330	24861	Peabody School	1444 W Augusta Blvd	2	Owned
1123	67021	Peace & Education High School	4946 S Paulina St	4	Non-CPS
5340	24871	Peck School	3826 W 58th St	5	Owned
5360	24891	Peirce School	1423 W Bryn Mawr Ave	1	Owned
5370	24911	Penn School	1616 S Avers Ave	3	Owned
2930	22861	Perez School	1241 W 19th St	3	Owned
2931		Perez School Branch	1241 W 19th St	3	
5400	29251	Pershing Magnet	3113 S Rhodes Ave	4	Owned

UNIT ID	ORACLE ID	SCHOOL NAME	ADDRESS	REGION	OWNERSHIP
2680	26871	Pershing West Middle (Douglas)	3200 S Calumet Ave	4	Owned
1960	66051	Perspective Charter School	1930 S Archer Ave	3	Non-CPS
1962	66053	Perspectives Calumet HS	8131 S May St	5	Owned
1963	66054	Perspectives Calumet Middle School	8131 S May St	5	Owned
1961	66052	Perspectives Charter - Calumet Campus	8131 S May St	5	Owned
5570	25081	Perspectives Charter - IIT (Old Raymond)	3663 S Wabash	4	Owned
1964	66056	Perspectives Charter - IIT Math & Science Academy	3663 S Wabash Ave	4	Owned
5410	24941	Peterson School	5510 N Christiana Ave	1	Owned
7960	50181	Phillips Achievement Academy HS	244 E Pershing Rd	5	Owned
1511		Phillips Athletic Field	244 E Pershing Rd	4	
1510	46261	Phillips High School	244 E Pershing Rd	4	Owned
7310	55011	Phoenix Academy (JROTC Service Corps Acad)	145 S Campbell Ave	3	Owned
5210	24781	Piccolo Elementary School	1040 N Keeler Ave	2	Owned
7400	41071	Piccolo Middle School	1040 N Keeler Ave	2	
5430	24961	Pickard School	2301 W 21st Pl	3	Owned
4210	31141	Pilsen Academy	1420 W 17th St	3	Owned
8730	70208	Pilsen Mod.	1420 W 17th St	3	
5440	24971	Pirie School	650 E 85th St	6	Owned
5450	24981	Plamondon School	2642 W 15th Pl	3	Owned
2045	63021	Plato Learning Academy	5545 W Harrison St	3	Non-CPS
5460	29261	Poe School	10538 S Langley Ave	6	Owned
4150	67081	Polaris Charter	620 N Sawyer Ave	2	Owned
5480	25001	Pope School	1852 S Albany Ave	3	Owned
5490	25011	Portage Park School	5330 W Berteau Ave	1	Owned
MS13	27101	Powell Replacement Elementary School	Rainbow Beach Park	5	
7010	26291	Powell School	7511 S South Shore Dr	5	Leased
5500	25021	Prescott School	1632 W Wrightwood Ave	2	Owned
6810	26101	Price School	4351 S Drexel Blvd	4	Owned
8023	22581	Prieto School	2231 N Central Ave	2	Owned
7850	26851	Princeton CES	5125 S PRINCETON AV	4	
6460	25871	Pritzker School	2009 W Schiller St	2	Owned
1990	50101	Proctor School (Closed)	5125 S Princeton	5	
8670	66581	Prologue - Joshua Johnston Charter School for Fine Art and Design	1060 E 47th St		Non-CPS
8778	70235	Prologue Alternative HS	640 W Irving Park Road		
1135	66491	Prologue Early College	1135 N Cleaver Rd	3	Non-CPS
1070	53041	Prosser High School	2148 N Long Ave	2	Owned
6700	66471	Providence Englewood at Bunche	6515 S Ashland Ave	5	Owned
5510	25031	Prussing School	4650 N Menard Ave	1	Owned
5520	31211	Pulaski Academy	2230 W McLean Ave	2	Owned
5530	25041	Pullman School	11311 S Forrestville Ave	6	Owned
3550	29111	Randolph Magnet	7316 S Hoyne Ave	5	Owned

UNIT ID	ORACLE ID	SCHOOL NAME	ADDRESS	REGION	OWNERSHIP
8781	70239	Randolph, Asa Phillip Alt HS	10509 S Torrence		
5550	25061	Ravenswood School	4332 N Paulina St	1	Owned
5560	25071	Ray School	5631 S Kimbark Ave	5	Owned
5580	25091	Reavis School	834 E 50th St	4	Owned
6020	25461	Recovering the Gifted Child	2221 S Lawndale	3	
6870	26151	Reed School	6350 S Stewart Ave	5	Owned
5590	25101	Reilly School	3650 W School St	1	Owned
5591	70222	Reilly School Annex	3303 N Lawndale Ave	1	Leased
5600	25111	Reinberg School	3425 N Major Ave	1	Owned
5610	25121	Revere School	1010 E 72nd St	5	Owned
1110	53051	Richards High School	5009 S Laffin St	4	Owned
7140	45221	Rickover Naval Academy High School	5900 N Glenwood Ave	1	Owned
5620	25131	Riis School	1018 S Lytle	3	
7570	50111	Robeson Achievement Academy	6835 S Normal Blvd	5	Owned
1321		Robeson Athletic Field	6835 S Normal Blvd	5	
1320	46121	Robeson High School	6835 S Normal Blvd	5	Owned
6780	26061	Robinson School	4225 S Lake Park Ave	4	Owned
4871	24552	Rocha Branch (Closed)	1437 N California Ave	2	
8775	68051	Rockne Stadium	1117 S Central Ave	3	
1080	50011	Rodriguez	5900 N Glenwood	1	
ROEN		Roentgen	15 S Homan Ave	4	
5630	25141	Rogers School	7345 N Washtenaw Ave	1	Owned
1520	46271	Roosevelt High School	3436 W Wilson Ave	1	Owned
7510	26481	Roque De DuPrey School	2620 W Hirsch St	2	Owned
2652	22573	Rosenwald Carroll	2601 W 80th St	5	
5650	25161	Ross School	6059 S Wabash Ave	5	Owned
8077	66571	Rowe Charter	1424 N Cleaver St		Owned
7350	30121	Rudolph Learning Center	110 N Paulina St	3	Owned
5660	25181	Ruggles School	7831 S Prairie Ave	5	Owned
5390	24931	Ruiz School	2410 S Leavitt St	4	Owned
5670	25191	Ryder School	8716 S Wallace St	6	Owned
5680	25201	Ryerson School	646 N Lawndale Ave	2	Owned
7790	29371	Sabin Magnet	2216 W Hirsch St	2	Owned
6720	30101	Salazar Center	160 W Wendell St	2	Owned
6430	26721	Sandoval School	5534 S Saint Louis Ave	5	Owned
4250	29151	Saucedo Academy	2850 W 24th Blvd	4	Owned
5690	25211	Sauganash School	6040 N Kilpatrick Ave	1	Owned
5710	25231	Sawyer School	5248 S Sawyer Ave	4	Owned
5720	29271	Sayre Academy	1850 N Newland Ave	2	Owned
5730	25241	Scammon School	4201 W Henderson St	1	Owned
		Schiller CPC			
5761	25272	CPC		2	
5760	25271	Schiller Middle (See Skinner North 8024)	640 W SCOTT ST	2	Owned

UNIT ID	ORACLE ID	SCHOOL NAME	ADDRESS	REGION	OWNERSHIP
5950	25391	Schmid School	9755 S Greenwood Ave	6	Owned
5790	25281	Schneider School	2957 N Hoyne Ave	2	Owned
7230	55081	School of Leadership (at South Shore High School)	7627 S Constance Ave	5	Owned
7220	55091	School of Technology (at South Shore High School)	7627 S Constance Ave	5	Owned
7370	55051	School of the Arts (at South Shore High School)	7627 S Constance Ave	5	Owned
5800	25291	Schubert School	2727 N Long Ave	2	Owned
1530	46281	Schurz High School	3601 N Milwaukee Ave	1	Owned
7580	50121	Sengstacke Achievement Academy (See also 1190)	4747 S Union Ave	4	Owned
1190	50051	Sengstacke School (See also 7580; Moved to 4747 S Union)	2641 S Calumet Ave	4	Owned
1541	47062	Senn Academy Branch	5900 N Glenwood	1	
7650	50151	Senn Achievement Center	5900 N Glenwood Ave	1	Owned
1540	47061	Senn High School, Nicholas	5900 N Glenwood Ave	1	Owned
5820	25301	Seward School	4600 S Hermitage Ave	4	Owned
5821	25302	Seward School Branch	4541 S Wood St	4	Leased
5830	25321	Sexton School	6020 S Langley Ave	5	Owned
4520	66121	Shabazz Charter School	7823 S Ellis Ave	5	Non-CPS
SHKP	70060	Shakespeare School (Closed. See 3640 Ariel)	4434 S Lake Park Ave	4	
2281	22242	Shedd School Branch	200 E 99th St	6	
4920	29201	Sheridan Magnet	533 W 27th St	4	Owned
5890	25341	Sherman School	1000 W 52nd St	4	Owned
5900	25351	Sherwood School	245 W 57th St	5	Owned
5910	25361	Shields School	4250 S Rockwell St	4	Owned
5911	25362	Shields School Branch	4420 S Fairfield	4	Leased
5920	25371	Shoemith School	1330 E 50th St	4	Owned
5930	25381	Shoop School	11140 S Bishop St	6	Owned
1150	53061	Simeon High School	8147 S Vincennes Ave	5	Owned
1750	49051	Simpson Academy	1321 S Paulina St	3	Owned
5130	66401	Sizemore Acad (SHABAZZ CHTR)	6936 S Hermitage Ave	4	Owned
5941	29282	Skinner Branch	225 S Aberdeen	3	
8024	22591	Skinner North	640 W Scott St	2	Owned
5940	29281	Skinner School	1260 W Adams St	3	Owned
3870	23641	Smith School	744 E 103rd St	6	Owned
5960	25401	Smyser School	4310 N Melvina Ave	1	Owned
5970	25411	Smyth School	1059 W 13th St	3	Owned
5980	25431	Solomon School	6206 N Hamlin Ave	1	Owned
8550	46101	SOIORIO HS	5400 S St Louis Ave	4	Owned
5740	25251	Songhai Institute	11725 S Perry Ave	6	Owned
0959	11680	South Central Alt. (Elem.)	1021 E 83rd St		
7090	32071	South Chicago Community Area Elementary School (See EPIC 8058)	8255 S HOUSTON AV	5	Owned

UNIT ID	ORACLE ID	SCHOOL NAME	ADDRESS	REGION	OWNERSHIP
3960	23751	South Loop School	1212 S Plymouth Ct	3	Owned
3961	23752	South Loop School Branch	1915 S Federal St	3	
1550	51041	South Shore Academy (See Entrepreneurship 7380)	7529 S CONSTANCE AV	5	Owned
8700	70201	South Shore Branch	7529 S Constance	5	
1551	51042	South Shore Branch - Fund 270 Only	7533 S Constance Ave	5	
2015	22251	South Shore Fine Arts Academy	1415 E 70th St	5	Owned
MS16	46581	South Shore Replacement High School	1955 E 75th St	5	
SEAE	22631	Southeast Area Elementary School	125 S Clark St		
MS27	46591	Southeast Area High School			
MS11	46601	Southside Area High School	92nd and Vincennes	6	
1700	49031	Southside Occupational Academy	7342 S Hoyne Ave	5	Owned
6435	27091	Southwest Area Elementary School (Irene C. Hernandez)	3510 W 55th St	4	
MS09	46611	Southwest Area High School	77th and Kedzie	5	
5990	30091	Spalding Elementary School	1628 W Washington	3	
1650	49011	Spalding High School (See Hope Contract School 8067)	1628 W Washington	3	Owned
6000	25441	Spencer Academy	214 N Lavergne Ave	3	Owned
8750	70212	Spencer Annex	214 N LAvergne	3	
7930	46461	Spry Community Links High School	2400 S Marshall Blvd	4	Owned
6010	25451	Spry School	2400 S Marshall Blvd	4	Owned
9250	69250	St Priscilla School (Bridge Branch)	7001 W Addison	1	Leased
1111	53052	St. Augustine Branch (Richards HS Branch)	5009 S Laffin St	4	
0010	10110	St. Benedictine	7033 S Honore		
7011	26292	St. Bride School (Powell Branch)	7765 S Coles	5	Leased
9090	69090	St. Denis School (Fairfield Branch)			
2071	22062	St. George Branch (New Armour Annex)	911 W 32nd Pl	4	
SJRM		St. Jerome	1709 W Lunt		
5643		St. John of God - Chavez Center Branch	5114 S Elizabeth	4	Leased
5642	25153	St. Joseph South - Chavez Upper Grade Center	4821 S Hermitage	4	Leased
4771	24462	St. Stanislaus - Hanson Park Branch	2319 N Lorel	2	Leased
7760	26521	Stagg School	7424 S Morgan St	5	Owned
8171	68060	Stagg Stadium	1035 W 74th St	5	
6812	26761	State Prekg Demo Center (inside Price Fine Arts School)	4019 S 4357 South Drexel Boulevard	4	
1560	46291	Steinmetz High School	3030 N Mobile Ave	2	Owned
2129	30014	STEP School	3400 N Austin Ave	3	
6031	25472	Stevenson Branch (Old Rainey Park)	4350 W 79th St	5	
6030	25471	Stevenson School	8010 S Kostner Ave	5	Owned
6040	25481	Stewart School	4525 N Kenmore Ave	1	Owned
5770	30081	Stock School	7507 W Birchwood Ave	1	Owned
6060	25501	Stockton School	4420 N Beacon St	1	Owned
6061	25502	Stockton School CPC	4425 N Magnolia Ave	1	

UNIT ID	ORACLE ID	SCHOOL NAME	ADDRESS	REGION	OWNERSHIP
6070	29291	Stone Academy	6239 N Leavitt St	1	Owned
6080	25521	Stowe School	3444 W Wabansia Ave	2	Owned
6340	26881	Suder Montessori Magnet ES	2022 W Washington Blvd	3	Owned
6090	25531	Suder School (See Suder Montessori 6340)	2022 W Washington Blvd	3	Owned
6100	25541	Sullivan Area New School	8331 S Mackinaw	6	Owned
6101	25542	Sullivan Branch	8739 S Exchange Ave	5	
1570	46301	Sullivan High School	6631 N Bosworth Ave	1	Owned
8729	70238	Sullivan House (Alt) (CH)	8164 S South Chicago		
6160	67061	Summers, Vivian (Elem& H/S)	30-32 E 112th Pl		
6110	31221	Sumner Academy	4320 W 5th Ave	3	Owned
6120	25561	Sutherland School	10015 S Leavitt St	6	Owned
6130	25571	Swift School	5900 N Winthrop Ave	1	Owned
1580	46311	Taft High School	6530 W Bryn Mawr Ave	1	Owned
6140	25581	Talcott School	1840 W Ohio St	2	Owned
6680	26781	Talman (St. Clair)	5450 S Talman Ave	4	Leased
6970	26281	Tanner School	7350 S Evans Ave	5	Owned
7160	26791	Tarkington Park	3330 W 71st St	5	Owned
6150	25591	Taylor School	9912 S Ave H	6	Owned
1260	46071	Teacher Prep High School	244 E Pershing Rd	4	
0900	11060	Teachers Academy for Mathematics and Science	501 W 35th St	4	
8080	49161	TEAM Englewood Comm Academy	6201 S Stewart Ave	5	Owned
3380	23231	Telpochcalli School	2832 W 24th Blvd	4	Owned
6840	26131	Terrell School (Closed) (See 7950 ACE Tech Charter)	5410 S State	4	
1970	49111	Tesla Alternative School (Closed)	6657 S Kimbark	5	
6710	26891	Thomas Early Childhood Center	3625 S Hoyne Ave	4	Leased
6190	29301	Thorp Academy (Ole)	6024 W Warwick Ave	1	Owned
6180	25601	Thorp School (James)	8914 S Buffalo Ave	6	Owned
1590	53121	Tilden Academy	4747 S Union Ave	4	Owned
4740	24441	Till Math and Science	6543 S Champlain Ave	5	Owned
TLTM	28271	Tilton Multiplex	223 N Keeler Ave	3	
6210	25621	Tilton School	223 N Keeler Ave	3	Owned
6220	25631	Tonti School	5815 S Homan Ave	5	Owned
6221	25632	Tonti School Branch	4950 S Laporte Ave	5	
N172		Tonti/Peck/Sandoval Area - New School	55th and St Louis (55th st & Central Park)	5	
5320	66081	Triumphant Charter School	4949 S Seeley	4	
6230	25651	Trumbull School	5200 N Ashland Ave	1	Owned
7900	26571	Truth School	1443 N Ogden Ave	2	Owned
7901	26572	Truth School CPC	1409 N Ogden Ave	2	
3110	29041	Turner-Drew Academy	9300 S Princeton Ave	6	Owned
6240	25661	Twain School	5134 S Lotus Ave	4	Owned
2600	66321	University of Chicago Charter - School Donoghue Campus	707 E 37th St	4	Owned

UNIT ID	ORACLE ID	SCHOOL NAME	ADDRESS	REGION	OWNERSHIP
3061	66112	University of Chicago Charter - Woodlawn	6420 S University Ave	5	Owned
3062	66113	University of Chicago Charter - Woodson	4444 S Evans Ave	4	Owned
UNOH	66901	UNO Academy High School Campus	954 W Washington Blvd		
3343	66394	UNO Archer Heights HS	4248 W 47th St	4	Non-CPS
3344	66395	UNO Archer Heights North	4248 W 47th St	4	Non-CPS
3345	66396	UNO Archer Heights South	4248 W 47th St	4	Non-CPS
3341	66392	UNO De Las Casas	1641 W 16th St	3	Non-CPS
UNOE	66399	UNO Elementary Campus	125 S Clark St		
3342	66393	UNO Fuentes	2845 W Barry Ave	2	Non-CPS
8094	66398	UNO Gage Park Campus	2744 W Pershing Rd		Non-CPS
3346	66397	UNO Marquez	2916 W 47th St	4	Non-CPS
5810	66131	UNO Octavio Paz Intermediate	2317 W 23rd Pl	4	Non-CPS
3340	66391	UNO Tomayo	5135 S California Ave	4	Non-CPS
2210	26861	Uplift Community School	900 W Wilson Ave	1	Owned
8027	66442	Urban Prep Academy for Young Men Charter High School - South Shore	1014 E 47th St		Non-CPS
7030	66441	Urban Prep Academy-Englewood Campus	6201 S Stewart Ave	5	Owned
8096	63071	Urban Prep Charter Academy for Young Men High School - East Garfield Park	2908 W Washington Blvd		Owned
1940	49091	Urban Youth High School (See 4130 Hope Academy)	5515 S Lowe Ave	5	Owned
6250	29311	Vanderpoel Magnet	9510 S Prospect Ave	6	Owned
1920	49081	Vaughn High School	4355 N Linder Ave	1	Owned
2920	26731	Vick Center	2554 W 113th St	6	Owned
1145	46621	VOISE Academy High School	231 N Pine Ave	3	Owned
6270	25681	Volta School	4950 N Avers Ave	1	Owned
6280	25691	Von Humboldt School	2620 W Hirsch St	2	Owned
6282	25692	Von Humboldt School CPC	1345 N Rockwell St	2	
1610	47081	Von Steuben Metro	5039 N Kimball Ave	1	Owned
8030	26621	Wacker School	9746 S Morgan St	6	Owned
6300	25711	Wadsworth School	6420 S University Ave	5	Owned
6301	25712	Wadsworth School CPC	6407 S Blackstone Ave	5	
6320	25731	Walsh School	2015 S Peoria St	3	Owned
6330	25751	Ward School (James)	2701 S Shields Ave	4	Owned
5470	24991	Ward School (Laura S.)	410 N Monticello Ave	2	Owned
6200	11890	Warehouse	4720 S St Louis (47th st & drake)	4	
6350	25761	Warren School	9239 S Jeffery Ave	6	Owned
WSHB	16010	Washburne School	3233 W 31st St		
6360	25771	Washington Elementary School (George)	3611 E 114th St	6	Owned
1630	46331	Washington High School	3535 E 114th St	6	Owned
5380	24921	Washington School (Harold)	9130 S University Ave	6	Owned
6370	25781	Waters School	4540 N Campbell Ave	1	Owned
6380	25791	Webster, Hansberry School	4055 W Arthington St	3	Owned
5250	24811	Wells (Ida B)	244 E Pershing Rd	5	Owned

UNIT ID	ORACLE ID	SCHOOL NAME	ADDRESS	REGION	OWNERSHIP
1640	51071	Wells Academy High School	936 N Ashland Ave	2	Owned
6390	25811	Wentworth School	6950 S Sangamon St	5	Owned
5140	24721	West Park Academy	1425 N Tripp Ave	2	Owned
6400	25821	West Pullman School	11941 S Parnell Ave	6	Owned
8440	22381	West Ridge Elementary School	6700 N Whipple St	2	Owned
8770	70231	West Town Academy	2021 W Fulton		
9201	69562	West Town Academy			
7260	26381	Westcott School	409 W 80th St	5	Owned
1160	53071	Westinghouse College Prep	3223 W Franklin Blvd	3	Owned
7590	50131	Westinghouse Transition HS (See 1160)	3223 W Franklin	3	
8768		Westside Alt. H/S	820 N Central Ave		
2691	22622	Wheatley CPC	801 E 133rd Pl	6	
6420	25831	Whistler School	11533 S Ada St	6	Owned
7440	26431	White School	1136 W 122nd St	6	Owned
6441	25842	Whitney Annex	2815 S Komensky	4	
6440	25841	Whitney School	2815 S Komensky Ave	4	Owned
6450	25861	Whittier School	1900 W 23rd St	4	Owned
6470	25881	Wildwood School	6950 N Hiawatha Ave	1	Owned
7720	55131	Williams Preparatory Academy	2710 S Dearborn St	4	Owned
6490	25891	Williams School	2710 S Dearborn St	4	Owned
7200	55161	Williams School of Medicine (at DuSable)	4934 S Wabash Ave	4	Owned
3860	23631	Woodlawn School	6657 S Kimbark Ave	5	Owned
7080	31241	Woods Community Academy	6206 S Racine Ave	5	Owned
7750	26501	Woodson North School	4414 S Evans	4	
7820	26541	Woodson South School	4414 S Evans	4	Owned
7822	26542	Woodson South School CPC	4511 S Evans Ave	4	
4460	52011	World Language High School (at Little Village)	3120 S Kostner Ave	3	Owned
7500	26471	Wright School	627 N Harding Ave	2	Owned
6500	25901	Yale School	7025 S Princeton Ave	5	Owned
6510	25911	Yates School	1839 N Richmond St	2	Owned
1730	49041	York Alternative High School	2700 S California Ave	4	Non-CPS
6521		Young Athletic Field	1434 N Parkside Ave	2	
1810	47101	Young Magnet High School (Whitney)	211 S Laflin St	3	Owned
6520	25921	Young School (Ella Flagg)	1434 N Parkside Ave	2	Owned
2490	66171	Young Womens Leadership Charter	2641 S Calumet Ave	4	Owned
1121	66101	Youth Connection Charter School	10 W 35th St	4	Non-CPS
3820	23611	Zapata School	2728 S Kostner Ave	4	Owned



Chicago Transit Authority
Terry Peterson, Chairman
Richard L. Rodriguez, President
567 W. Lake Street
Chicago, IL 60661
Phone: (312) 681-5000
Email: rrodriguez@transitchicago.com

Central Purpose

To deliver quality, affordable transit services that links people, jobs and communities.

Key Facts

The Chicago Transit Authority (CTA) operates the nation's second largest public transportation system. On an average weekday, 1.7 million rides are taken on CTA. The CTA is a regional transit system that serves 40 suburbs, in addition to the City of Chicago, and provides 81 percent of the public transit trips in the six-county Chicago metropolitan area either with direct service or connecting service to Metra and Pace.

CTA has 1,782 buses that operate over 141 routes and 2,230 route miles. Buses make about 19,442 trips a day and serve 11,577 posted bus stops. On the rapid transit system, CTA's 1,190 rail cars operate over eight routes and 224.1 miles of track. CTA trains make about 2,157 trips each day and serve 144 stations.

Chicago is one of the few cities in the world that has rail service to two major airports. CTA's Blue Line takes customers to O'Hare International Airport. Orange Line trains, which operate clockwise on the Loop 'L' structure, travel to Midway Airport. CTA also provides around-the-clock service on certain routes. During late night and early morning hours, major rail lines and some of CTA's bus routes offer "Night Owl" service, much of it with connecting schedules and routing.

CTA generates revenue from both farebox collections and nonfarebox revenues, and also receives supplemental funding for operating expenses through the Regional Transportation Authority (RTA). The RTA was established in 1974 to oversee local transportation operators in the six-county Chicago



metropolitan area. Illinois state law requires the three RTA service boards— CTA, Metra (the suburban rail system) and Pace (the suburban bus system) — to recover collectively at least 50 percent of operating costs from farebox and other system revenues. The CTA recovery ratio for 2009 was 63.4 percent.

The governing arm of CTA is the Chicago Transit Board. The board consists of seven members, four appointed by the Mayor of the City Chicago and three by the Governor of the State of Illinois.

Goals for 2011

Department	Goal
Technology	Enhance Bus Tracker and Train Tracker applications.
Business Development and Supply Chain	Select a private partner for open fare payment system and begin planning and design.
Business Development and Supply Chain	Select consultant and complete identification and valuation of assets for corporate sponsorship opportunities.
Employee Relations	Prepare for expiration of collective bargaining agreements.
Service Planning	Update service standards.
Human Resources	Develop centralized employee recognition program.

Private/Public Cooperative Agreements

Project	Description
North/Clybourn Refurbishment	Entered into an agreement with Apple, Inc., whereby Apple refurbished the North/Clybourn Station. The station is adjacent to their new Lincoln Park store. Improvements included new brick walls, windows, entrance doors, sidewalks, paving, landscaping and signage. All costs of the exterior work were paid by Apple.
Co-Promotions	Program that allows not-for-profit organizations and government entities to share and trade promotional opportunities with the CTA. Such entities can advertise, free of charge, on unsold bus and rail interior advertising cards, in exchange for media or other means that the CTA can utilize to promote itself and communicate its own messages, for which it would otherwise have to pay. The CTA particularly looks for exchange opportunities that promote ridership to an event or area that CTA serves, provide positive publicity, enhance community relations, or have a positive impact on CTA customers.

Employees

Full Time Positions	Amount
	9,133 (As of 1/26/11)

2011 Budget

	Amount
Operating	\$1,337,756,348
Capital	\$599,561,000

Significant Dates

Event	Date
2 nd Option on Rail Car Contract Expires	February
Corporate Sponsorship Consultant Contract Awarded	April
Time and Attendance Implementation Complete	April
Open Fare Contract Awarded	July
2012 Budget Released	September
CBAs Expire (Except Local 1)	December

Capital Projects

Project	Scheduled Completion
Cermak Station	2nd Quarter of 2011
Howard Signals	1st Quarter of 2011
Loop Signals	1st Quarter of 2011

Chicago Transit Board members

Appointment
Terry Peterson, Chairman
Jacquelyne Grimshaw, Vice Chairman
John Bouman
Henry Chandler, Jr.
Kathryn McClain
Charles Robinson
Alejandro Silva

Grants

Application Date	Amount Applied For	Source	Funding Program	Description	Award Date	Amount Awarded
08/01/09	1,177	DCEO	Electric Efficiency Program	Lighting Upgrades at the 95th Terminal	01/15/10	1,177
11/01/09	22,600	DCEO	ARRA Workforce Invest.	LEED Credentials for CTA Workforce	01/15/10	22,600
11/24/09	1,500,000	FTA	TIGGER	North Park Electrification (bus plug-in array)	03/03/10	1,500,000
01/14/10	522,500	FTA	Alternatives Analysis	FY 2010 Alternatives Analysis Projects	04/09/10	522,500
11/19/09	77,321,848	RTA	RTA/IDOT Bonds	RTA Bond Program	04/23/10	77,321,848
03/09/10	15,254,439	RTA	Y-CAP	Transfer Cap - Operating Offset Projects	05/13/10	15,254,439
02/05/10	310,464	FTA	UWP Core	Capital Program Development (TIP Preparation)	07/01/10	310,464
02/15/10	34,560	FTA	UWP Competitive	Updating System Annual Ridership Forecasting Model	07/01/10	34,560
02/15/10	35,328	FTA	UWP Competitive	Service Change Elasticities	07/01/10	35,328
02/15/10	80,640	FTA	UWP Competitive	Pedestrian Modeling for CTA Facilities	07/01/10	80,640
02/15/10	288,000	FTA	UWP Competitive	Update Fares Modeling Capability	07/01/10	288,000
02/10/10	150,000,000	FTA	Livability	BRT Pilot - 4 Corridors Chicago, Halsted, 79th, Jeffery	07/07/10	11,000,000
10/01/09	134,000	DCEO	Thermal Efficiency	Install High Speed Garage Doors - 4 Locations	07/13/10	134,000

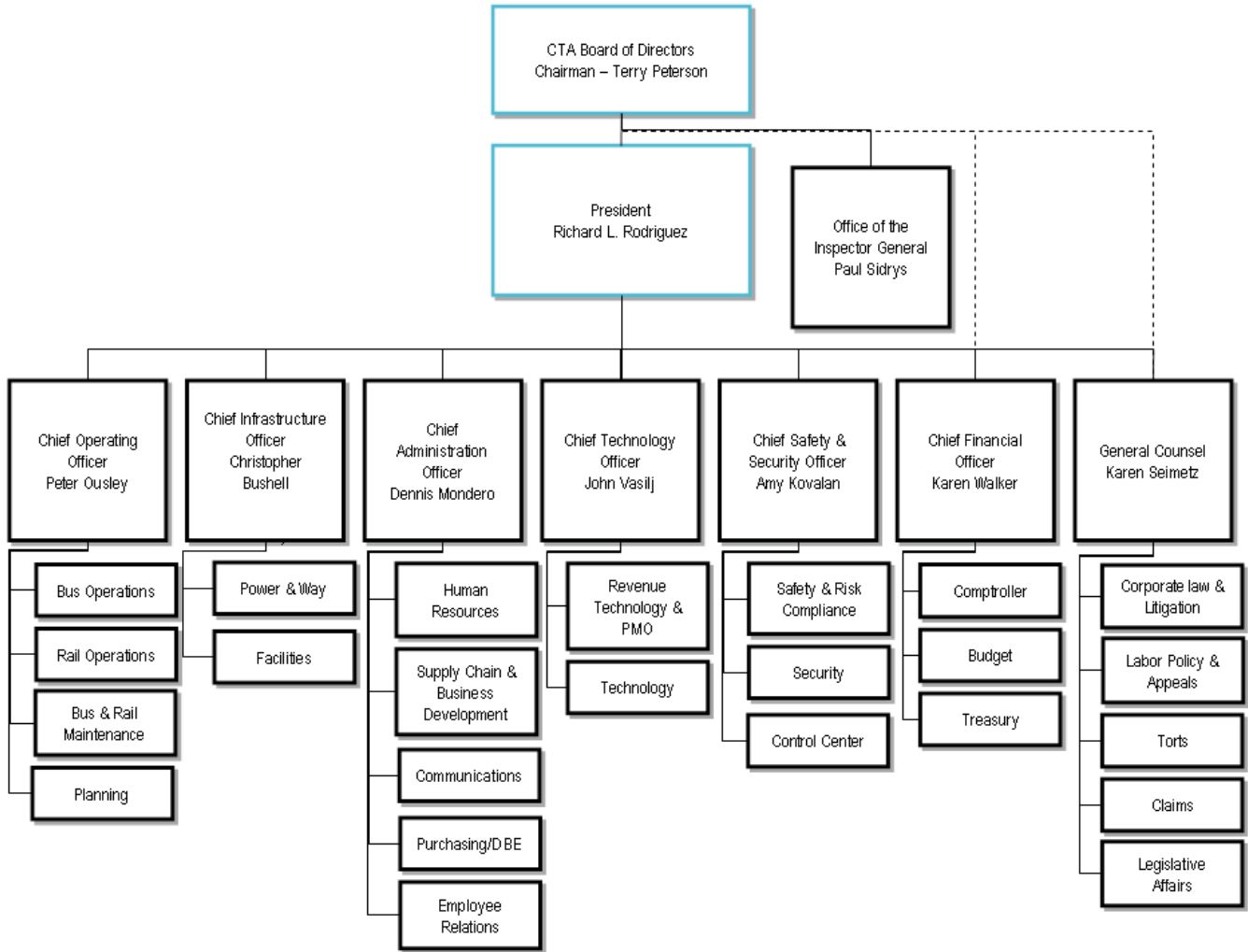
Application Date	Amount Applied For	Source	Funding Program	Description	Award Date	Amount Awarded
03/11/10	95,911,716	FTA	5309 FGM	FY 2010 Fixed Guideway Modernization Projects	07/19/10	95,911,716
03/11/10	139,100,007	FTA	5307 Formula	FY 2010 Formula Projects	07/19/10	139,100,007
03/23/10	304,744	FTA	New Start Earmark	Brown Line Expansion	07/27/10	304,744
03/02/10	6,848,791	DHS	TSGP	Security Cameras - Rail Cars	08/06/10	6,848,791
11/01/09	50,000	DCEO	Solar/Wind Rebate Program	Solar Panel Rebate for Installation at 95th Street Station	08/13/10	50,000
03/31/10	19,200	FTA	CMAQ	CTA Station Bike Parking Improvements	09/10/10	19,200
03/31/10	223,374	FTA	CMAQ	Yellow Line Weekend Service (3rd Year)	09/10/10	223,374
03/31/10	361,708	FTA	CMAQ	Purple Line Weekend Express Service	09/10/10	361,708
03/31/10	640,000	FTA	CMAQ	University Pass Program (4th Year)	09/10/10	640,000
06/17/10	105,006,720	FTA	Bus & Bus Facilities	Bus Garage Rehabilitation Program	10/04/10	32,000,000
06/17/10	5,400,000	FTA	Bus & Bus Facilities	Transit Asset Management System	10/04/10	5,400,000
08/19/10	5,098,561	RTA	RTA - State General Revenue Fund	Preventive Maintenance & Systemwide Infrastructure Improvements (4 projects)	10/18/10	5,098,561
08/23/10	72,522,896	RTA/IDOT	RTA/IDOT Bonds 2010	Application for FY 2010 RTA Bond - 2 projects	10/19/10	72,522,896
06/09/10	2,008,000	RTA	ICE	Open Standards-Based Fare Payment System	10/25/10	1,182,224

Application Date	Amount Applied For	Source	Funding Program	Description	Award Date	Amount Awarded
08/10/10	4,505,490	FTA	TIGGER II	Purchase Up to Five All-Electric Vehicles	10/28/10	2,210,490
06/01/10	36,462,265	RTA	RTA Bonds 2010	FY 2010 RTA Bond Initiative Projects	11/15/10	36,462,265
07/09/10	2,000,000	FTA	Alternatives Analysis Program -Livability	Western Corridor BRT	12/21/10	1,600,000

Major Contracts

Name	Description
Technology Resource Acquisitions for Programs of Regional Transit (TRANSPORT)	A multidiscipline Information Technology procurement whose goal is to establish a suite of indefinite-delivery indefinite-quantity contracts for IT support services that will enable CTA business units to accomplish their mission objectives. The recommended multiple award contracts will offer a broad range of services and solutions to fulfill the majority of IT service needs in five categories. Category 1 – for communications infrastructure engineering design, development, implementation and integration, was approved by the Chicago Transit Board at its January meeting. Category 2 – for operations and maintenance – is anticipated to be awarded at the January 2011 Board meeting. Categories 3, 4 and 5 will be awarded at subsequent Board meetings.
Manufacture and Delivery of Rail Cars by Bombardier Transit Corporation	This contract is for the manufacture and purchase of 406 new rail cars, with additional options that could bring the total purchase to 706 cars. The total contract is not to exceed \$933 million, however, CTA currently has funding for the base order of 206 and an additional option in the contract for 200 rail cars for a total of \$577 million.
Purchase of Electrical Power	CTA purchases electrical power from Illinois Commerce Commission approved resellers of electric power. Deregulation of electricity suppliers allows CTA to purchase electricity on the open market. CTA has purchased electricity from market sources for several years thereby lowering its utility costs. CTA's current contract for the purchase of electric power runs through the end of 2012.
Oracle Enterprise Resource Planning System	In December 2003 CTA implemented an Oracle Enterprise Resource Planning System to manage its financial transactions including Purchasing and Inventory Management. CTA uses Version 11i of the Oracle applications. Oracle released Version 12 of the applications. CTA must upgrade to Release 12 no later than November 2013 when Oracle will stop providing new critical patches, tax, legal and regulatory updates to Release 11i applications.

Organizational Chart



Unions Representing Agency Employees

Agreement	Employee Bargaining Units
Expires 12/31/11	Local 241 (Bus Operations)
	Local 308 (Rail Operations)
	District 8 (Machinists)
	Local 8A-28A (Painters)
	IBEW, Local 9 (Electricians)
	Local 73 (Sheet Metal Workers)
	Local 130 (Plumbers)
	IBEW, Local 134 (Electricians, Controllers, Yardmasters, Roadmasters)
	Local 597 (Pipefitters)
	Local 700 (Teamsters)
	Local 701 (Mechanics)
	Local 1027 (Carpenters)
	Local 1247 (Blacksmiths)
Expires 12/31/11	Local 399 (Operating Engineers)
Expires 12/31/11	Local 9777 (Steelworkers)
Expires 5/31/12	Local 1 (Ironworkers)



Chicago Housing Authority
James Reynolds, Chairperson
Lewis A. Jordan, Chief Executive Officer
600 E. Van Buren, 12th Floor
Chicago, IL 60605
Phone: (312) 913-7040
Email: ljordan@thecha.org

Central Purpose

CHA is the largest owner of rental housing in the City of Chicago, providing homes to more than 50,000 families and individuals, while supporting healthy communities in neighborhoods all across the city. CHA has more than 9,000 apartments in buildings designated for seniors and more than 8,600 units of family housing. It also oversees the administration of more than 37,000 Housing Choice Vouchers that allow low-income families to rent in the private market.

Organizational Overview

The CHA is governed by a board of ten members appointed by the Mayor of the City of Chicago.

CHA as a Moving to Work Agency

- CHA's Plan for Transformation was approved by the US Department of Housing and Urban Development (HUD) in February 2000 along with the original Moving to Work (MTW) Demonstration Agreement
- The Amended and Restated MTW Agreement was executed on June 26, 2008, which extends CHA's participation in the MTW Demonstration until 2018
- Original Commitment: Replacement of 25,000 housing units

Goals of the Plan for Transformation

- Reintegrate families and housing
- Improve the quality of affordable housing
- Provide opportunity for CHA residents to live better lives
- Spur the revitalization of communities dominated by CHA developments

Progress through the Plan

- Improved quality of housing stock
- Improved resident satisfaction



- Increased resident incomes and employment
- Better access to community and supportive services
- Solid financial and organizational structure of agency
- Rise in housing values and increase residential and commercial investments in communities surrounding mixed income communities

CHA Portfolio Information

- 13 Family Housing Developments (includes Horner Superblock)
- 41 Senior-Designated Housing Developments (includes Kenmore and Britton Budd)
- 31 Mixed-Income Housing Developments (includes Hilliard Family/Senior)
- 5 Scattered Site Regions (more than 2,600 units)

Unit Delivery Information

Overall Delivery through 2010

- 20,288 Total Housing Units Completed through FY2010 (81% completion), this includes:
 - 9,277 senior units
 - 2,561 scattered-site/Property Investment Initiative units
 - 3,779 family rehab units
 - 3,052 public housing units in mixed-income developments
 - 1,390 existing project-based vouchers (PBVs) since FY2009
 - 229 new PBV units through Property Rental Assistance program

2010 Unit Delivery Only

- 1,086 Units Delivered in FY2010
 - 99 senior units
 - 12 scattered site units
 - 6 public housing units through Property Investment Initiative
 - 623 family rehab
 - 117 public housing units in mixed-income developments
 - 229 new PBV units through Property Rental Assistance program

2011 Planned Unit Delivery

- 1,026 housing units planned for FY2011, this includes
 - 110 public housing units in mixed-income sites
 - 104 senior units
 - 12 scattered site units
 - 94 family rehab
 - 60 public housing units through Property Investment Initiative
 - 646 PBV units through Property Rental Assistance Program

Critical Programs/Services to Assist Residents

Social Services

Case Management Services. CHA provides comprehensive case management services to all residents of public housing. Through their case management agency, public housing residents can access a range of further services including education, training and employment opportunities; youth programs and events; asset

building resources; mental and physical clinical health services; and supports for seniors.

Services for Seniors. Through Resident Service Coordinators in senior-designated developments, CHA offers a range of services for seniors, including advocacy, health and wellbeing programming, social events and referrals to other services.

Family Self-Sufficiency Program. Developed by the U.S. Department of Housing and Urban Development, the Family Self-Sufficiency program enables public housing residents and families using a Housing Choice Voucher to build financial assets as their household increases earned income from wages.

Choose to Own Homeownership Program. Housing Choice Voucher holders who participate in the Homeownership program receive training and counseling on homebuyer education and pre-qualification application assistance. When they purchase a home, their voucher is used to help pay their mortgage, rather than rent.

All Clear Utility Assistance. CHA offers one-time assistance to eligible CHA residents to keep current with their utility payments and remain lease compliant. Participating residents pay 50 percent of their utility debt; the program pays the other 50 percent, up to \$250. This program is in partnership with ComEd and Peoples Gas.

Tobacco Prevention Project. CHA has partnered with the Respiratory Health Association of Metropolitan Chicago on a Tobacco Prevention Project at four non-smoking CHA developments. The program conducts workshops and provides resources on smoking cessation for residents.

With Every Heartbeat is Life. This program, developed by the U.S. Department of Housing and Urban Development and the National Institute of Health, focuses on circulatory health issues such as heart attacks, hypertension, stroke, etc. At select properties, this program provides a 10-week curriculum on topics such as nutrition, exercise and health screening.

Education and Workforce Development
City Colleges of Chicago Tuition Support. Through an intergovernmental agreement, CHA

public housing residents can enroll in any of the City Colleges of Chicago at no cost (after financial aid).

Literacy Programming. Through their case management providers, public housing residents can access Adult Basic Education and GED programs. In addition, contextualized literacy programs allow residents to get employment experience while improving basic skills.

Section 3 Employment. CHA’s Section 3 program allows public housing residents and other low-income individuals in their communities to attain training and employment with companies that contract with CHA. CHA’s Section 3 policy focuses on direct hiring of public housing residents.

Transitional Jobs. CHA contracts with agencies to provide Transitional Jobs – time-limited, subsidized jobs that combine real work, skill development and supportive services to transition participants successfully to unsubsidized employment. This model has been found to be effective across the country in helping those with multiple barriers to employment find and keep jobs.

Opportunity Chicago. This workforce development collaborative is convened by The Partnership for New Communities and engages public, private and non-profit partners. The initiative supports contextualized literacy, Transitional Jobs and bridge programs that connect education to jobs.

Youth Services

Support for City Youth Programming. CHA works with City of Chicago agencies and

departments including the Chicago Park District and the Department of Family and Support Services to give youth living in public housing access to summer and year-round programming. Programs focus on sports, educational support, recreation, arts activities and more.

Summer Academic Programs. CHA works with the City of Chicago and corporate and non-profit partners to provide CHA youth with a range of summer academic opportunities. These include Learn and Earn, which also provides a career exploration component; Chance for CHAnge, which is a science, technology, engineering and math camp; and Next Step College Prep, which focuses on math, reading and comprehension.

Youth Employment Programs. Youth living in CHA public housing have access to employment opportunities throughout the school year and over the summer through CHA’s many partners. Key organizations and agencies include After School Matters, the Chicago Park District, the Chicago Police Department and the Chicago Public Schools.

Organizational Information

Employees

Full Time Positions	Amount
445	\$42.3 M

2011 Budget

Fund	Amount
GENERAL	\$917.3M

Significant Dates

Event	Date
Monthly Board Meetings – January	1/18/2011
Monthly Board Meetings – February	2/25/2011
Monthly Board Meetings – March	3/15/2011
FY2010 MTW Annual Report to HUD	3/31/2011
Monthly Board Meetings – April	4/19/2011
Monthly Board Meetings – May	5/17/2011
Monthly Board Meetings – June	6/21/2011
Annual Board Meetings – July	7/19/2011
Monthly Board Meetings – August	8/16/2011
Monthly Board Meetings – September	9/20/2011
Monthly Board Meetings – October	10/18/2011
FY2012 MTW Annual Plan to HUD	10/25/2011
Monthly Board Meetings – November	11/15/2011
Monthly Board Meetings – December	12/20/2011
Moving to Work Agreement End Date	12/31/2018

Grants

FEDERAL			
Grant or Program	Term*	# of Grants	Total Grant Amount
Capital Grants Portfolio	7/15/2010 - 7/14/2014	15	\$577,345,886
ARRA-Capital Fund Recovery Competition Portfolio	9/24/2009 – 9/24/2012	27	\$66,085,799
HOPE VI Portfolio**	Demolition: 9/1/2000 – 03/31/2012 Revitalization: 9/23/1997 – 12/31/2019	27	\$85,867,542
ROSS Portfolio	7/30/2008 – 7/29/2011	3	\$1,356,317
STATE			
Grant or Program	Term		
State of Illinois Agency Portfolio	3/1/2009 – 2/29/2012	4	\$870,948
TOTALS		76	\$731,526,492

*Multiple grant terms exist. Latest term provided.

**Grant term end date provided as listed in HUD eLOCCS system

Board of Commissioners

James Reynolds, Chairperson
Hallie Amey
Devera Beverly
Dr. Mildred Harris
Michael Ivers
Myra King
Carlos Ponce
Bridget Reidy
Sandra Young

Major Contracts*

Types of Contracts Awarded in FY2010	Number	Dollars
Construction	18	\$117,750,129.01
Professional Services	62	\$116,076,471.64
Supply & Delivery	5	\$221,754.00
TOTAL	85	\$234,048,354.65

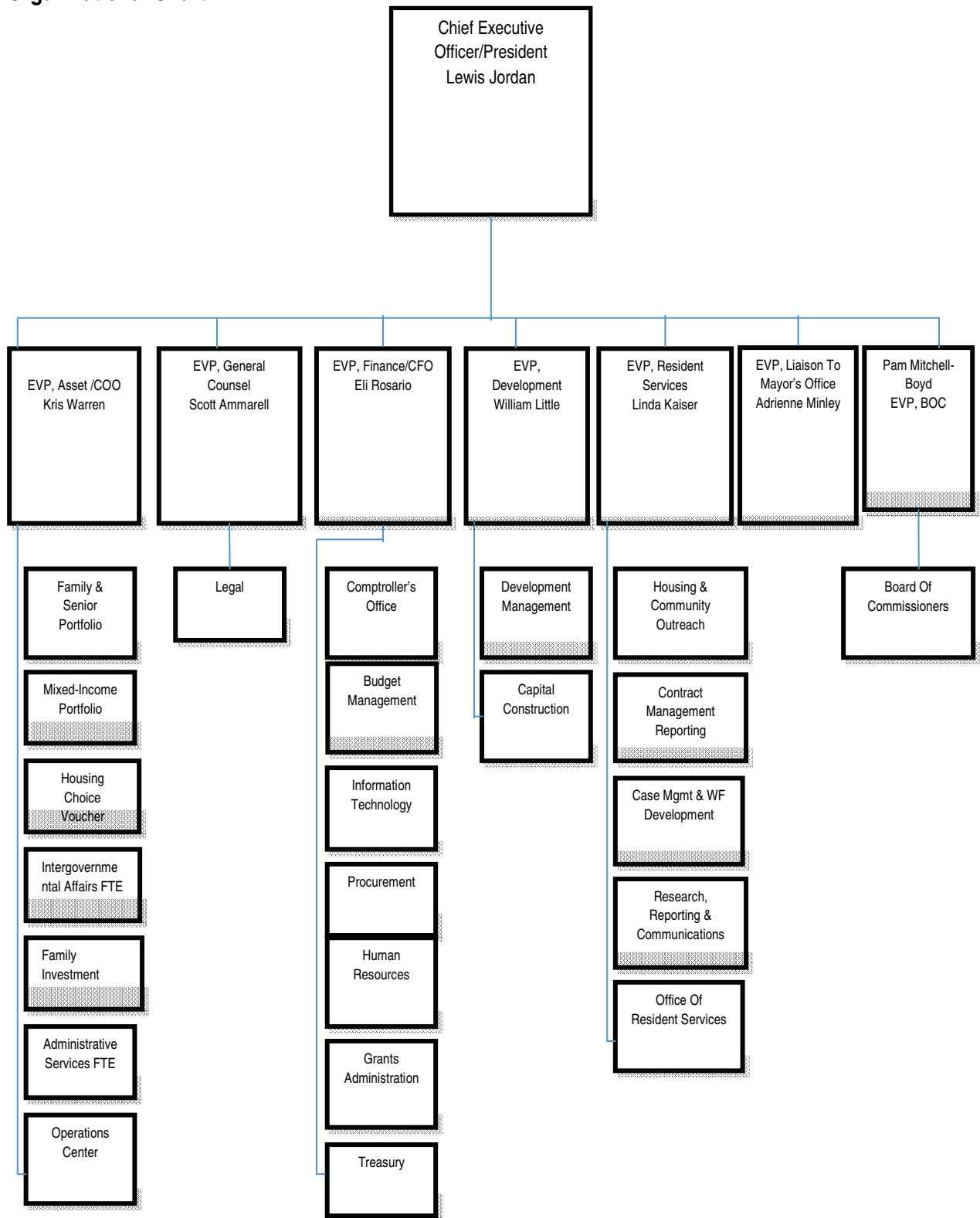
*Awarded to 76 Different Vendors

Capital Projects* (list)

Future Projects	Status
Washington Park	Developer selected
Lathrop Homes	Developer selected
Harold Ickes Homes	Undergoing Community Planning
LeClaire Courts	Undergoing Community Planning

*Please see CHA's Annual Reports for a yearly update on ongoing capital projects:

Organizational Chart



Facility Locations

Location	Address	Zip	Phone	Hours
Main Headquarters	60 E. Van Buren	60605	(312) 742-8500	8 a.m. – 5 p.m.
Charles A. Hayes Family Investment Ctr.	4859 S. Wabash	60615	(312) 786-6986	8 a.m. – 5 p.m.
HCV Satellite Office – West	2750 W. Roosevelt	60608	(312) 935-2600	8 a.m. – 5 p.m.
HCV Satellite Office – South	1741-49 E. 75 th St.	60649	(312) 935-2600	8 a.m. – 5 p.m.
HCV Satellite Office – Southwest	10 W. 35 th St.	60616	(312) 935-2600	8 a.m. – 5 p.m.

Unions Representing Agency Employees

	Employee Bargaining Units
1/2/08 to 12/31/10 **	Service Employees International Union, Local 73
6/1/08 to 5/31/11	International Union Of Operating Engineers

**We are currently in contract negotiations with Local 73.



Chicago Park District

Bryan Traubert, President
 Timothy J. Mitchell, General Superintendent and CEO
 541 N. Fairbanks Court
 Chicago, IL 60611
 Phone: (312) 742-4800
 Email: timothy.mitchell@chicagoparkdistrict.com

Central Purpose

- Enhance the quality of life throughout Chicago by becoming a leading provider of recreation and leisure opportunities
- Provide safe, inviting and beautifully maintained parks and facilities
- Create a customer focused and responsive park system

Key Facts

The Chicago Park District owns 7,614 acres of green space on which rests 578 parks, 260 field houses, and 26 miles of pristine lakefront with 32 beaches, making it the largest municipal park manager in the nation. Park District field houses, playgrounds, gardens and other facilities are the backbone of recreation for communities throughout the city. The District integrates its mission into everyday activities by focusing on four core values: accessibility, physical activity, environmental stewardship and partnerships.



Employees

Full Time Employees	Amount
	1,459 (as of 2/28/11)

2011 Budget

	Amount
Operating	\$397,569,544
Capital	\$36,000,000

Department	Goal
Community Recreation	Offer high quality programs with an emphasis on increasing participation at underserved facilities and parks.
Green Initiatives	Reduce energy use district- wide through energy efficiency retrofits.
Natural Resources	Increase the number of trees planted through the district- wide tree planting program.
Natural Resources	Develop the Natural Areas Master Plan; develop and expand two new nature areas; attract more volunteer stewards and volunteers in the stewardship program; and develop management plans for 10 nature areas.
Planning and Development	Synthesize recently acquired lakefront trail user data to craft long-term plan for trail improvements.
Security	Work with Office of Emergency Mgmt. and Communication in monitoring and installing cameras & lighting in parks.
Communications	Strengthen the District's relationship w/corporate sector to secure additional sponsorship dollars.
Legislative and Community Affairs	Increase capital partnerships and help raise community awareness regarding capital shortfalls, gaps and fundraising mechanisms.
Park Services	Increase permits and special events revenue by 5%.

Private/Public Cooperative Agreements

Project	Description
Parkways Foundation	Parkways Foundation was created in 1994 to raise private funds for projects within the Chicago Park District for the enrichment of the physical and cultural landscape of Chicago's neighborhoods. Parkways also works to raise needed funds for the growth and enhancement of educational programs and camps in Chicago's neighborhoods.
Grant Park Music Festival	The Grant Park Music Festival is the nation's only remaining free, outdoor classical music series. Since 1936, the Chicago Park District has had a partnership with and subsidized the festival.
Garfield Park Conservatory Alliance	Through its partnership with the Chicago Park District, since 1994 the Garfield Park Conservatory Alliance strengthens community through the unique combination of the Garfield Park Conservatory Campus, other botanical resources, and the engagement of community members.
Lincoln Park Zoo	In 1994 the Chicago Park District entered into a 30-year agreement with the Lincoln Park Zoological Society to operate the Lincoln Park Zoo.
Special Children's Charities	In cooperation with the Chicago Park District Special Children's Charities is committed to providing year-round sports training, recreational and social programs for the children and adults of Special Olympics Chicago.

Significant Dates

Event	Date
Area budget meetings	May
Community budget hearings	July
Department budget submittals	August
Regional public hearings	September
2012 Budget recommendations to Board	October
Release budget recommendations to public/final public hearing	November
Final board vote/budget approval	December

Chicago Park District Board Members

Bryan Traubert, President
Robert J. Pickens, Vice President
M. Laird Koldyke
Rouhy Shalabi
Matthew Scott Hanlon, D.O.
Juan Rangel
Vacant

Grants

Application Date	Amount Applied For	Source	Funding Program	Description	Award Date	Amount Awarded
4/1/2005	447,075.00	HUD	Economic Development Initiative- Special Purpose	Ping Tom Park Development	4/1/2005	447,075.00
11/18/2005	148,500.00	HUD	Economic Development Initiative- Special Purpose	Haas (Joseph F.) Park Fieldhouse	11/18/2005	148,500.00
1/1/2008	198,000.00	HUD	Economic Development Initiative- Special Purpose	Haas (Joseph F.) Park Fieldhouse	1/1/2008	198,000.00
9/20/2007	192,448.00	HUD	Economic Development Initiative- Special Purpose	Davis Square Park Reconstruction	9/20/2007	192,448.00
4/1/2009	686,000.00	HUD	Economic Development Initiative- Special Purpose	Theater On The Lake	4/1/2009	686,000.00
10/20/2009	190,000.00	HUD	Economic Development Initiative- Special Purpose	Mt. Greenwood Playground	10/20/2009	190,000.00
11/18/2009	686,000.00	HUD	Neighborhood Initiative Project	Lane Tech Stadium Improvement Project	11/18/2009	686,000.00
11/30/2009	2,300.00	Openlands/U. S. Forest Service	Donation	North Park Village Nature Center Openlands Donation	11/30/2009	2,300.00
9/10/2010	3,100,000.00	IDNR/Federal Wildlife Service	N/A	Gateway Harbor	9/10/2010	3,100,000.00
7/1/2008	80,000.00	IDPH	Beach Testing	Beach Testing Grant	7/1/2008	80,000.00
5/15/2008	2,500.00	The Conservation Fund	Northern Illinois Wetlands Conservation Account	Humboldt Park	5/15/2008	2,500.00
4/7/2010	10,000,000.00	DCEO	Member Initiative	District Wide \$10 Million improvements	4/7/2010	10,000,000.00

Application Date	Amount Applied For	Source	Funding Program	Description	Award Date	Amount Awarded
4/1/2007	200,000.00	DCEO	Member Initiative	Kennedy (Dennis J.) Park & Mt. Greenwood Park Playground	4/1/2007	200,000.00
1/1/2007	100,000.00	DCEO	Member Initiative	Riis (Jacob A.) Park Renovations	1/1/2007	100,000.00
4/1/2006	30,000.00	DCEO	Member Initiative	Garfield (James A.) Park Engineering Study	4/1/2006	30,000.00
4/1/2007	10,000.00	DCEO	Member Initiative	Gompers (Samuel) Park Railing	4/1/2007	10,000.00
1/1/2006	150,000.00	DCEO	Member Initiative	Haas (Joseph F.) Park Street Closure	1/1/2006	150,000.00
1/1/2006	125,000.00	DCEO	Member Initiative	Kosciuszko (Thadeuz) Park Improvements	1/1/2006	125,000.00
10/1/2007	11,685.00	Illinois Arts Council	N/A	District Wide (IAC Music Theatre Workshop)	10/1/2007	11,685.00
9/1/2007	11,770.00	Illinois Arts Council	N/A	District Wide IAC Teen Art Expo	9/1/2007	11,770.00
4/1/2007	1,500.00	Illinois Arts Council	N/A	District Wide Arts at Play	4/1/2007	1,500.00
6/1/2008	5,000.00	Illinois Arts Council	N/A	District Wide Arts@Play	6/1/2008	5,000.00
9/1/2008	8,250.00	Illinois Arts Council	N/A	District Wide Arts@Play	9/1/2008	8,250.00
9/1/2008	8,225.00	Illinois Arts Council	N/A	Imagination Theater (AIE)	9/1/2008	8,225.00
9/1/2008	12,070.00	Illinois Arts Council	N/A	District Wide IAC Teen Art Expo	9/1/2008	12,070.00
1/15/2009	3,990.00	Illinois Arts Council	N/A	Youth Employment in the Arts	1/15/2009	3,990.00
4/4/2006	180,000.00	DCEO	Member Initiative	43rd St & Oakenwald Acquisition	4/4/2006	180,000.00
1/1/2006	75,000.00	DCEO	Member Initiative	Kosciuszko (Thadeuz) Park Roof	1/1/2006	75,000.00

Application Date	Amount Applied For	Source	Funding Program	Description	Award Date	Amount Awarded
4/1/2006	100,000.00	DCEO	Member Initiative	Welles (Gideon) Park Playground	4/1/2006	100,000.00
4/1/2007	50,000.00	DCEO	Member Initiative	Schreiber Park Site Improvements	4/1/2007	50,000.00
9/1/2006	25,000.00	DCEO	Member Initiative	Independence Park Bungalow	9/1/2006	25,000.00
4/1/2007	25,000.00	DCEO	Member Initiative	Brands Park Improvements	4/1/2007	25,000.00
7/1/2006	25,000.00	DCEO	Member Initiative	Kilbourn Park Paths and Walks	7/1/2006	25,000.00
7/1/2006	25,000.00	DCEO	Member Initiative	Horner (Henry) Park Comfort Station	7/1/2006	25,000.00
4/1/2007	35,000.00	DCEO	Member Initiative	Kennedy Park (REVISED from Mt. Greenwood Park) Playground	4/1/2007	35,000.00
4/1/2007	75,000.00	DCEO	Member Initiative	Kennedy (Dennis J.) Park Playground	4/1/2007	75,000.00
6/29/2007	8,000,000.00	DCEO	Member Initiative	Celotex Park Development	6/29/2007	8,000,000.00
4/1/2007	15,000.00	DCEO	Member Initiative	Clarendon Park Improvements	4/1/2007	15,000.00
4/1/2007	200,000.00	DCEO	Member Initiative	Riis (Jacob A.) Park Locker Room Improvements	4/1/2007	200,000.00
4/1/2007	100,000.00	DCEO	Member Initiative	Mozart (Amadeus) Park Lighting and Ballfields	4/1/2007	100,000.00
7/1/2006	400,000.00	DCEO	Member Initiative	Hamilton (Alexander) Park Improvements	7/1/2006	400,000.00
4/1/2007	41,000.00	DCEO	Member Initiative	Langley Park (Basketball Court) and Arcade Park (Benches)	4/1/2007	41,000.00
4/1/2007	75,000.00	DCEO	Member Initiative	Independence Park Benches	4/1/2007	75,000.00

Application Date	Amount Applied For	Source	Funding Program	Description	Award Date	Amount Awarded
10/1/2006	25,000.00	DCEO	Member Initiative	Park-View Park Playground & Landscaping	10/1/2006	25,000.00
4/1/2007	25,000.00	DCEO	Member Initiative	Kilbourn Park Patio	4/1/2007	25,000.00
4/1/2007	25,000.00	DCEO	Member Initiative	Brands Park Improvements	4/1/2007	25,000.00
4/1/2007	25,000.00	DCEO	Member Initiative	Horner (Henry) Park Fieldhouse	4/1/2007	25,000.00
4/1/2007	25,000.00	DCEO	Member Initiative	Clark (Richard) Park Ballfield	4/1/2007	25,000.00
4/1/2007	50,000.00	DCEO	Member Initiative	Essex Park playground	4/1/2007	50,000.00
4/1/2007	50,000.00	DCEO	Member Initiative	Merrill (George W.) Park Fencing	4/1/2007	50,000.00
4/1/2007	100,000.00	DCEO	Member Initiative	Gompers (Samual) Park Lighting	4/1/2007	100,000.00
4/1/2007	100,000.00	DCEO	Member Initiative	Hansberry (Lorraine) Park, Harding (Frederick) Park, Fuller (Melvin) Park & Harris (Harriet) Park Improvements	4/1/2007	100,000.00
4/1/2007	500,000.00	DCEO	Member Initiative	Lowe (Samuel J.) Park, Lindblom (Robert) Park, Sherman (John B.) Park, Armour (Philip) Square Park, and Davis (Dr. Nathan) Square Park Improvements	4/1/2007	500,000.00
4/1/2007	25,000.00	DCEO	Member Initiative	Gross (Theodore A.) Park Field Improvements.	4/1/2007	25,000.00

Application Date	Amount Applied For	Source	Funding Program	Description	Award Date	Amount Awarded
4/1/2007	110,000.00	DCEO	Member Initiative	Edgebrook Park, Gompers Park, Sauganash Park, & Wildwood Park Ballfield Improvements	4/1/2007	110,000.00
4/1/2007	80,000.00	DCEO	Member Initiative	Lincoln (Abraham) Park (Lincoln Park Conservatory, Fountain Girl, Rustic Pavilion)	4/1/2007	80,000.00
10/1/2006	95,000.00	DCEO	Member Initiative	Lincoln (Abraham) Park (Mondog)	10/1/2006	95,000.00
4/1/2007	50,000.00	DCEO	Member Initiative	Merryman (Theron W.) Park Renovations	4/1/2007	50,000.00
4/1/2007	40,000.00	DCEO	Member Initiative	South Lakeview Park Site Improvements	4/1/2007	40,000.00
4/1/2007	200,000.00	DCEO	Member Initiative	Kelvyn (William) Park Spraypool	4/1/2007	200,000.00
4/1/2007	50,000.00	DCEO	Member Initiative	Davis Square Park Improvements	4/1/2007	50,000.00
4/1/2007	50,000.00	DCEO	Member Initiative	Dvorak Park Lockers & Benches	4/1/2007	50,000.00
4/1/2007	50,000.00	DCEO	Member Initiative	Kelly (Edward J.) Park Ballfield Improvement	4/1/2007	50,000.00
4/1/2007	50,000.00	DCEO	Member Initiative	McGuane (John F.) Park Lighting	4/1/2007	50,000.00
4/1/2007	75,000.00	DCEO	Member Initiative	McKinley (William) Park Door Replacement	4/1/2007	75,000.00
4/1/2007	25,000.00	DCEO	Member Initiative	Wilson (John P.) Community Center Gym Improvements	4/1/2007	25,000.00

Application Date	Amount Applied For	Source	Funding Program	Description	Award Date	Amount Awarded
4/1/2007	500,000.00	DCEO	Member Initiative	Clarendon Park Gym Floor & Other Improvements	4/1/2007	500,000.00
4/1/2007	175,000.00	DCEO	Member Initiative	Don Nash Community Center Park Building Improvements & Repair	4/1/2007	175,000.00
4/1/2007	50,000.00	DCEO	Member Initiative	Russell (Martin J.) Square Park Scoreboard	4/1/2007	50,000.00
4/1/2007	75,000.00	DCEO	Member Initiative	Kennedy (Dennis J.) Park Playground	4/1/2007	75,000.00
4/1/2007	50,000.00	DCEO	Member Initiative	Beverly Park (REVISED from Mt. Greenwood Park) Spraypool	4/1/2007	50,000.00
4/1/2007	75,000.00	DCEO	Member Initiative	Kennedy (Dennis J.) Park Comfort Station	4/1/2007	75,000.00
4/1/2007	25,000.00	DCEO	Member Initiative	DuSable Park Improvements	4/1/2007	25,000.00
4/1/2007	400,000.00	DCEO	Member Initiative	Austin Town Hall Park Fieldhouse Repairs	4/1/2007	400,000.00
4/1/2007	30,000.00	DCEO	Member Initiative	Oriole Park Gym Improvements	4/1/2007	30,000.00
4/1/2007	49,000.00	DCEO	Member Initiative	Riis (Jacob A.) Park Locker Room Improvements	4/1/2007	49,000.00
4/1/2007	150,000.00	DCEO	Member Initiative	Jackson (Andrew) Park Paths	4/1/2007	150,000.00
4/1/2007	50,000.00	DCEO	Member Initiative	South Shore Cultural Center Improvements	4/1/2007	50,000.00
4/17/2003	200,000.00	IDNR	BAAD	South Western Avenue Boat Launch	4/17/2003	200,000.00
5/12/2004	166,467.88	IDNR	Illinois Bicycle Path	Lincoln (Abraham) Park Melrose-Addison Bike Path	5/12/2004	166,467.88

Application Date	Amount Applied For	Source	Funding Program	Description	Award Date	Amount Awarded
12/14/2004	400,000.00	IDNR	Bicycle Path Program	Lincoln Park (Lawrence to Foster & Addison to Melrose) Bike Paths Extension	12/14/2004	400,000.00
2/21/2007	67,158.28	IDNR/Chicago Wilderness	C-2000/Ecosystems	Lincoln Park / Montrose Beach Salix Interior	2/21/2007	67,158.28
4/1/2008	15,000.00	Conservation Fund & IDNR & USDA Forest Service (USFS)	Chicago Wilderness Biodiversity RecoveryPlann / Chicago Wilderness	Winnemac Park & McCormick Bird Sanctuary	4/1/2008	15,000.00
4/14/2008	19,992.00	ISBE	Member Initiative	Smith (Joseph Higgins) Park	4/14/2008	19,992.00
5/6/2009	416,000.00	IDNR	OSLAD	Albany/Whipple/ Bloomingdale Development	5/6/2009	416,000.00
5/6/2009	729,300.00	IDNR	OSLAD	Jefferson Park Development	5/6/2009	729,300.00
9/18/2008	2,000.00	Illinois Association of Park Districts	N/A	Pottowattomi Park Power Play Grant	9/18/2008	2,000.00
12/11/2002	2,200,000.00	IDNR	OSLAD	Stearns Quarry Park Development	12/11/2002	2,200,000.00
1/22/2004	991,500.00	City of Chicago	IDNR OSLAD	Park 504 (24th & Federal) Development & Improvements	1/22/2004	991,500.00
3/25/2005	856,800.00	IDNR	OSLAD	Kedvale Park Soccer Field	3/25/2005	856,800.00
8/24/3436	561,250.00	IDNR	IDNR	Lucy Parsons Park Development	8/24/3436	561,250.00
2/9/2010	600,248.30	City of Chicago	DCEO Member Initiative	Park 523 (USX Site) Development	2/9/2010	600,248.30
7/1/2008	50,000.00	DCEO	Member Initiative	Sheil Park Playground	7/1/2008	50,000.00
6/1/2009	15,000.00	DCEO	Member Initiative	Eugene Field Playground	6/1/2009	15,000.00

Application Date	Amount Applied For	Source	Funding Program	Description	Award Date	Amount Awarded
3/25/2005	2,200,000.00	City of Chicago/IDNR	OSLAD	Palmer Square	3/25/2005	2,200,000.00
10/1/2008	50,000.00	DCEO	Member Initiative	Commercial Club Park Playground	10/1/2008	50,000.00
1/1/2009	50,000.00	DCEO	Member Initiative	Holstein Park Locker Room Improvements	1/1/2009	50,000.00
9/1/2009	7,570.00	Illinois Arts Council	N/A	District Wide IAC Teen Art Expo	9/1/2009	7,570.00
6/1/2008	55,013.80	DCEO & ComEd	DCEO	DCEO/ComEd Energy Efficiency Grant	6/1/2008	55,013.80
6/18/2007	300,000.00	City of Chicago	Menu Money	Clarendon Park Improvements	6/18/2007	300,000.00
5/6/2008	65,000.00	City of Chicago	Menu Money	Commercial Park Playground	5/6/2008	65,000.00
6/18/2007	200,000.00	City of Chicago	Menu Money	Gill Park Playground & Greening G	6/18/2007	200,000.00
11/16/2006	10,000.00	City of Chicago	Menu Money	Jonquil Park	11/16/2006	10,000.00
3/1/2006	438,000.00	City of Chicago	Open Space Impact Fees	Lakeview/Addison Park Development	3/1/2006	438,000.00
7/10/2006	606,250.00	City of Chicago	TIF	Merrimac Park Improvements	7/10/2006	606,250.00
1/26/2007	100,000.00	City of Chicago	Menu Money	Minuteman Park Playground--RECLASSIFIED TO WENTWORTH	1/26/2007	100,000.00
2/21/2007	1,000,000.00	City of Chicago	TIF	Pritzker Park Redevelopment	2/21/2007	1,000,000.00
6/26/2007	25,000.00	City of Chicago	Menu Money	Pulaski Park	6/26/2007	25,000.00
3/20/2007	50,000.00	City of Chicago	Menu Money	Smith Park Playground	3/20/2007	50,000.00
6/21/2007	50,000.00	City of Chicago	Menu Money	Welles Park Playground	6/21/2007	50,000.00
3/24/2008	100,000.00	City of Chicago	Menu Money	Rutherford-Sayre Park Playground	3/24/2008	100,000.00
4/9/2008	60,000.00	City of Chicago	Menu Money	Burnham Park Sidewalks	4/9/2008	60,000.00

Application Date	Amount Applied For	Source	Funding Program	Description	Award Date	Amount Awarded
4/9/2008	200,000.00	City of Chicago	Menu Money	Schreiber Park	4/9/2008	200,000.00
8/1/2007	1,503,634.00	City of Chicago	DOE/Solargenix Energy, LLC	Solar Thermal Collector Installation	8/1/2007	1,503,634.00
5/21/2008	25,000.00	City of Chicago	Menu Money	Pulaski Park	5/21/2008	25,000.00
5/21/2008	205,000.00	City of Chicago	Menu Money	Jonquil Park	5/21/2008	205,000.00
7/24/2008	775,000.00	City of Chicago	OSIF	Wabanisia Park Development	7/24/2008	775,000.00
5/3/2008	60,000.00	City of Chicago	Menu Money	Burnham Park Tree Replacement	5/3/2008	60,000.00
7/14/2008	20,000.00	City of Chicago	Menu Money	Brands Park Swings	7/14/2008	20,000.00
8/21/2008	163,462.28	City of Chicago	OSIF	Schreiber Park	8/21/2008	163,462.28
8/11/2008	17,000.00	Edgewater Chamber of Commerce		Schreiber Park	8/11/2008	17,000.00
2/27/2008	1,800,000.00	City of Chicago	G.O.	Gale School Park	2/27/2008	1,800,000.00
1/16/2008	400,000.00	City of Chicago	Menu Money	Gale School Park Construction	1/16/2008	400,000.00
9/17/2008	50,000.00	City of Chicago	Menu Money	Athletic Field Playground & Spraypool	9/17/2008	50,000.00
7/7/2008	818,000.00	IDNR / City of Chicago	IGA	Lawndale Campus Park	7/7/2008	818,000.00
2/7/2007	900,000.00	City of Chicago	Open Space Impact	Printer's Row Park Expansion	2/7/2007	900,000.00
3/24/2008	20,000.00	City of Chicago	Menu Money	Horner Park Parking Lot	3/24/2008	20,000.00
9/10/2008	10,000.00	City of Chicago	Menu Money	Sheridan Park Lockers	9/10/2008	10,000.00
9/26/2008	25,561.00	City of Chicago	Menu Money	Palmer Square Improvements	9/26/2008	25,561.00
9/26/2008	50,000.00	City of Chicago	Menu Money	Wildwood Park Storage Facility	9/26/2008	50,000.00
9/26/2008	28,398.50	City of Chicago	Menu Money	Monument Park Paving & Lighting	9/26/2008	28,398.50
8/4/2009	806,000.00	City of Chicago	TIF	Orr Park Development	8/4/2009	806,000.00

Application Date	Amount Applied For	Source	Funding Program	Description	Award Date	Amount Awarded
1/22/2009	100,000.00	City of Chicago	Menu Money	Sauganash Park Playground Menu Money	1/22/2009	100,000.00
1/22/2009	100,000.00	City of Chicago	Menu Money	Eugene Park Playground Menu Money	1/22/2009	100,000.00
10/27/2009	25,000.00	City of Chicago	Menu Money	Weisman Park Playground	10/27/2009	25,000.00
3/26/2009	60,000.00	City of Chicago	Menu Money	47th Ward Ald. Schuler Welles Park Menu Money	3/26/2009	60,000.00
6/30/2009	400,000.00	City of Chicago	TIF	Eugene Field TIF Funds	6/30/2009	400,000.00
6/23/2009	16,304.50	City of Chicago	Menu Money	16th Ward Ald. Thompson Menu Money for Micek Playground	6/23/2009	16,304.50
8/17/2009	3,000.00	City of Chicago	Family Fun Festival : Dance Week	Family Fun Festival Dance Week	8/17/2009	3,000.00
9/1/2009	1,500.00	City of Chicago & Healthspring	N/A	Senior Games	9/1/2009	1,500.00
9/22/2009	100,000.00	City of Chicago	Menu Money	47th Ward Ald. Schuler Welles Park Menu Money	9/22/2009	100,000.00
1/1 /2008	5,000.00	National Trust for Historic Preservation	Partners in Preservation Chicagoland Initiative	Washington (George) Park	1/1 /2008	5,000.00
11/27/2006	80,000.00	Parkways Foundation	LISC	Owens Park Field & Other Improvements	11/27/2006	80,000.00
1/17/2007	8,500.00	Chicago Wilderness Trust	Education Team Professional Development Series 2007	Administration	1/17/2007	8,500.00
12/28/2007	10,000.00	Children's Memorial Hospital	Kohls Children's Memorial Community Grant	Athletic Field Park	12/28/2007	10,000.00
4/10/2007	400.00	Human Resources Development Institute		Carver Park	4/10/2007	400.00

Application Date	Amount Applied For	Source	Funding Program	Description	Award Date	Amount Awarded
12/28/2007	25,000.00	Children's Memorial Hospital	Kohls Children's Memorial Community Grant	Commercial Club Park	12/28/2007	25,000.00
5/1/2007	275,000.00	Parkways Foundation	Kraft Great Kids	Kraft Great Kids Program	5/1/2007	275,000.00
1/1/2008	60,000.00	Parkways Foundation	Bears Cares	District Wide	1/1/2008	60,000.00
1/1/2008	100,000.00	Parkways Foundation	2008 Abbott Wellness Center Initiative Grant	District Wide	1/1/2008	100,000.00
11/29/2007	60,000.00	Parkways Foundation	2007 Lollapalooza	District Wide	11/29/2007	60,000.00
4/1/2008	22,400.00	Chicago Wilderness Trust	Chicago Wilderness Biodiversity RecoveryPlann / Chicago Wilderness	District Wide	4/1/2008	22,400.00
1/1/2008	250,000.00	ComEd	N/A	District Wide	1/1/2008	250,000.00
1/1/2008	2,000,000.00	ComEd	N/A	District Wide	1/1/2008	2,000,000.00
1/1/2008	275,000.00	Parkways Foundation	Kraft Great Kids	District Wide	1/1/2008	275,000.00
10/9/2007	1,420.00	Beth Bisop Wagner	Zoppe Family Circus	Dvorak Park	10/9/2007	1,420.00
7/1/2007	140,298.00	Parkways Foundation	Nike Corporation	Franklin Park, Jackson Park, W. Smith Park	7/1/2007	140,298.00
1/1/2008	900.00	Chicago Park District Board President Gery Chico	Personal Donation	Garfield Park	1/1/2008	900.00
12/13/2006	500,000.00	The Kresge Foundation	N/A	Garfield Park Conservatory	12/13/2006	500,000.00
11/20/2007	140,000.00	Parkways Foundation	N/A	Grant Park Stoli Gardens Improvements	11/20/2007	140,000.00
10/14/2007	3,003.64	Hamlin Park Baseball Association	N/A	Hamlin (Hannibal) Park	10/14/2007	3,003.64
12/4/2007	38,931.21	Hamlin Park Baseball Association	N/A	Hamlin (Hannibal) Park	12/4/2007	38,931.21

Application Date	Amount Applied For	Source	Funding Program	Description	Award Date	Amount Awarded
1/1/2008	51,000.00	Deep Alliance Marketing, LLC	Staples Fund	Lafollette Park, Dunham Park, Ada Park, Welles Park, Rainbow Park, Kelvyn Park, Ogden Park, Washington Park, Hamlin Park, Lindblom Park, Jackson Park, Garfield Park, Trumbull Park, Kennicott Park	1/1/2008	51,000.00
1/1/2007	8,529.00	Chicago Community Trust	Max Schiff Fund	Lakefront Region	1/1/2007	8,529.00
12/28/2007	10,000.00	Children's Memorial Hospital	Kohls Children's Memorial Community Grant	Mt. Greenwood Park	12/28/2007	10,000.00
1/14/2007	50,000.00	Halsted Pershing Morgan LLC	N/A	Taylor-Lauridsen Park	1/14/2007	50,000.00
6/1/2007	400.00	H. R. D. I.	Private Donation	Carver Park	6/1/2007	400.00
3/26/2008	20,000.00	Parkways Foundation	Alvin Ailey Dance Camp	Garfield Park	3/26/2008	20,000.00
4/1/2008	-	University of Chicago	2008 Junior Citizen	District Wide	4/1/2008	-
1/1/2008	9,195.00	Chicago Community Trust	Max Schiff Fund	63rd street Beach House	1/1/2008	9,195.00
9/12/2007	40,000.00	Boundless Playgrounds	Boundless Playgrounds	Mt. Greenwood Park	9/12/2007	40,000.00
4/22/2008	3,974.16	Adams Park Advisory Council	N/A	Adams (George & Adele) Park	4/22/2008	3,974.16
6/7/2008	2,000.00	Parkways Foundation	Forstman Foundation	Mythical Creatures TR Program at Field Museum	6/7/2008	2,000.00
5/21/2008	25,000.00	McCormick Tribune Foundation	Cubs Care	Revere Park	5/21/2008	25,000.00
5/21/2008	25,000.00	McCormick Tribune Foundation	Cubs Care	Welles (Gideon) Park	5/21/2008	25,000.00

Application Date	Amount Applied For	Source	Funding Program	Description	Award Date	Amount Awarded
6/6/2008	114,000.00	Parkways Foundation		Mt. Greenwood Park Playground	6/6/2008	114,000.00
8/6/2008	100,000.00	Parkways Foundation	Park #544 Advisory Council	Betty's Resale/Park #544 Playground	8/6/2008	100,000.00
6/23/2008	50,000.00	Parkways Foundation	Nike Corporation	Foster Park Running Track	6/23/2008	50,000.00
3/24/2006	500,000.00	McCormick Tribune Foundation	Cubs Care	Thillens Stadium	3/24/2006	500,000.00
9/28/2008	10,000.00	Friends of the Parks/ Horner Park PAC	Friends of the Parks / Horner Park PAC	Buffalo Park Council Ring	9/28/2008	10,000.00
9/28/2008	10,001.00	Friends of the Parks/ Horner Park PAC	Friends of the Parks / Horner Park	Buffalo Park Council Ring	9/28/2008	10,001.00
8/19/2008	43,500.00	Commercial Park Advisory Council Playground	Commercial Park Advisory Council	Commercial Club Park Playground	8/19/2008	43,500.00
8/11/2008	2,000.00	Babies 'R' Us	N/A	Mom, Pop, & Tot Program, Lincoln Park CC	8/11/2008	2,000.00
9/22/2008	75,000.00	Chicago 2016	N/A	Chicago Harbor Inner Breakwater	9/22/2008	75,000.00
12/19/2008	2,000.00	Parkways/Nike	Donation	Piotrowski Park Nike Gametime Promotion	12/19/2008	2,000.00
12/19/2008	133,833.77	Parkways	Donation	Washington Park Playground	12/19/2008	133,833.77
12/19/2008	5,681.51	Parkways	Donation	2008 Adaptive Sports Camp	12/19/2008	5,681.51
12/23/2008	78,893.94	Parkways	Donation	Buckingham Fountain Restoration	12/23/2008	78,893.94
12/23/2008	350,000.00	Allstate	Donation	Allstate Jesse Ownes Playground	12/23/2008	350,000.00
1/5/2009	300,000.00	Allstate	Donation	Allstate Jesse Ownes Playground & 4 T.B.D. Playground Donation	1/5/2009	300,000.00

Application Date	Amount Applied For	Source	Funding Program	Description	Award Date	Amount Awarded
12/24/2008	250,470.00	Wrightwood Park Neighbors Assn./Jonquil Park Advisory Council	Donation	Wrightwood Park Neighbors Assn./Jonquil Park Advisory Council, Jonquil Park Playground	12/24/2008	250,470.00
2/3/2009	5,000.00	Deep Alliance Marketing/ Staples	N/A	Staples Dream Park Challenge	2/3/2009	5,000.00
1/24/2009	100,000.00	USOC	N/A	USOC Jesse Owens Playground Grant	1/24/2009	100,000.00
2/9/2009	12,500.00	Parkways Foundation	Kraft Great Kids	District Wide	2/9/2009	12,500.00
12/31/2008	5,000.00	Wrightwood Neighbor's Association/John Merlo Sports Program	Donation	Jonquil Park Bench & Game Table	12/31/2008	5,000.00
2/11/2009	5,000.00	National Recreation and Park Association/USA Football	Youth Football Grant	N RPA/USA Football Program Services Grant	2/11/2009	5,000.00
2/18/2009	5,000.00	Parkways/Carl Forstmann Foundation	Donation	Carl Forstmann Grant	2/18/2009	5,000.00
3/5/2009	25,000.00	McCormick Tribune Foundation	Cubs Care	Sheil Park Playground	3/5/2009	25,000.00
4/7/2010	200.00	SER Central States	Private Donation	SER Central States LeClaire Hearst Seasonal Sport Sponsorship	4/7/2010	200.00
4/23/2010	51,000.00	Neighborhood Boys & Girls Club	Private Donation	Neighborhood Boys & Girls Club Revere Park Improvements	4/23/2010	51,000.00

Application Date	Amount Applied For	Source	Funding Program	Description	Award Date	Amount Awarded
3/17/2010	230.00	Various Park Patrons	Private Donation	North Park Village Nature Center Donation for Education Materials	3/17/2010	230.00
4/15/2010	100.00	St. Cornelius Men's Club	Private Donation	Jewel Gift Cards for Rosedale Senior Club	4/15/2010	100.00
6/1/2010	534,920.00	Parkways Foundation	Kraft Great Kids	District Wide	6/1/2010	534,920.00
4/26/2010	72,253.40	Sheil Park Advisory Council	Private Donation	Sheil Park Playground	4/26/2010	72,253.40
4/6/2010	5,000.00	City of Chicago/Chicago Tourism Fund	Family Fun Festival : Dance Week	Family Fun Festival Dance Week	4/6/2010	5,000.00
2/29/2009	1,000,000.00	City of Chicago	TIF	Dunbar Park Development	2/29/2009	1,000,000.00
3/19/2010	100,000.00	Nike Corporation	Lakefront Path Improvements	Nike "Gamechangers" Lakefront Path & Signage Grant	3/19/2010	100,000.00
6/1/2010	25,000.00	Parkways Foundation	Alvin Ailey Dance Camp	Alvin Ailey Dance Camp	6/1/2010	25,000.00
4/29/2010	1,800.00	Patricia Hurley	Private Donation	Hurley Lincoln Park Bench Donation	4/29/2010	1,800.00
5/25/2010	17,000.00	Lincoln Park Conservancy	Private Donation	Fountain Girl Sculpture Donation	5/25/2010	17,000.00
5/21/2010	480.00	Chicago Park District Board President Bryan Traubert	Personal Donation	CPD Board President Bryan Traubert Parking Donation	5/21/2010	480.00
4/23/2010	250,000.00	City of Chicago	Menu Money	Ald. Precwinkle Menu Money for 41st. Beach House	4/23/2010	250,000.00
4/23/2010	59,020.00	City of Chicago	Menu Money	Ald. Precwinkle Menu Money for Dyett Green Fence	4/23/2010	59,020.00

Application Date	Amount Applied For	Source	Funding Program	Description	Award Date	Amount Awarded
4/23/2010	10,000.00	City of Chicago	Menu Money	Ald. Precwinkle Menu Money for Park 532 Metra Interface	4/23/2010	10,000.00
6/10/2010	50,000.00	National Recreation and Park Association	Food Program Grant	NRPA Food Program	6/10/2010	50,000.00
6/23/2010	61,000.00	R.C.C. Welles Park Donation	Private Donation	R.C.C. Welles Park Playground Donation	6/23/2010	61,000.00
6/26/2010	25,000.00	Wrightwood Neighbor's Association	Donation	Jonquil Park Eagle Column Sculptures	6/26/2010	25,000.00
6/2/2010	76,288.62	Parkways/Wilson Park Advisory Council	Private Donation	Wilson Park Advisory Council Wilson Park Playground Donation	6/2/2010	76,288.62
1/1/2009	179,580.00	City Chicago	Menu Money	Osterman Beach House Project	1/1/2009	179,580.00
8/11/2010	60,000.00	Sauganash Neighbors For A New Park	Private Donation	Sauganash Park Playground Project	8/11/2010	60,000.00
8/1/2009	436,362.00	City of Chicago	OSIF	OSIF for Ping Tom Development	8/1/2009	436,362.00
8/3/2010	25,000.00	Friends of Bloomingdale Trail Inc	Private Donation	\$25K for creation of a community-driven public art piece at Albany Whipple Park.	8/3/2010	25,000.00
6/11/2010	1,300.00	Chicago Dept. of Cultural Affairs		North Park Village Nature Center Donation for Education Materials	6/11/2010	1,300.00
6/14/2010	80,000.00	Illinois Action For Children	SPROUT Program	Illinois Action For Children SPROUT Daycamp Scholarships	6/14/2010	80,000.00

7/1/2010	5,670.00	Chicago Public Schools	Back-To-School Festivals	Back-To-School Festivals 2010	7/1/2010	5,670.00
7/8/2010	2,000.00	World Sport Chicago	Donation	World Sport Chicago Junior Olympic Water Polo Donation	7/8/2010	2,000.00
6/26/2010	1,000.00	MTKG US Concepts	Donation	Wicker Park Summer Camp Programming Sponsorship	6/26/2010	1,000.00
7/1/2010	500.00	Wicker Park 16 Inch Softball Association	Donation	Wicker Park Summer Camp Programming Sponsorship	7/1/2010	500.00
7/5/2010	210.00	White Sox/Chicago Bulls Training Academy	Donation	White Sox Youth Summer Baseball Camp at Oz Park	7/5/2010	210.00
9/13/2010	200,000.00	Parkways/Weisman Park Advisory Council	Donation	Weisman Park Playground	9/13/2010	200,000.00
9/10/2010	6,000.00	Flowers Comm. /Black McDonald's Owners	Donation	Teen Activities Area 3	9/10/2010	6,000.00

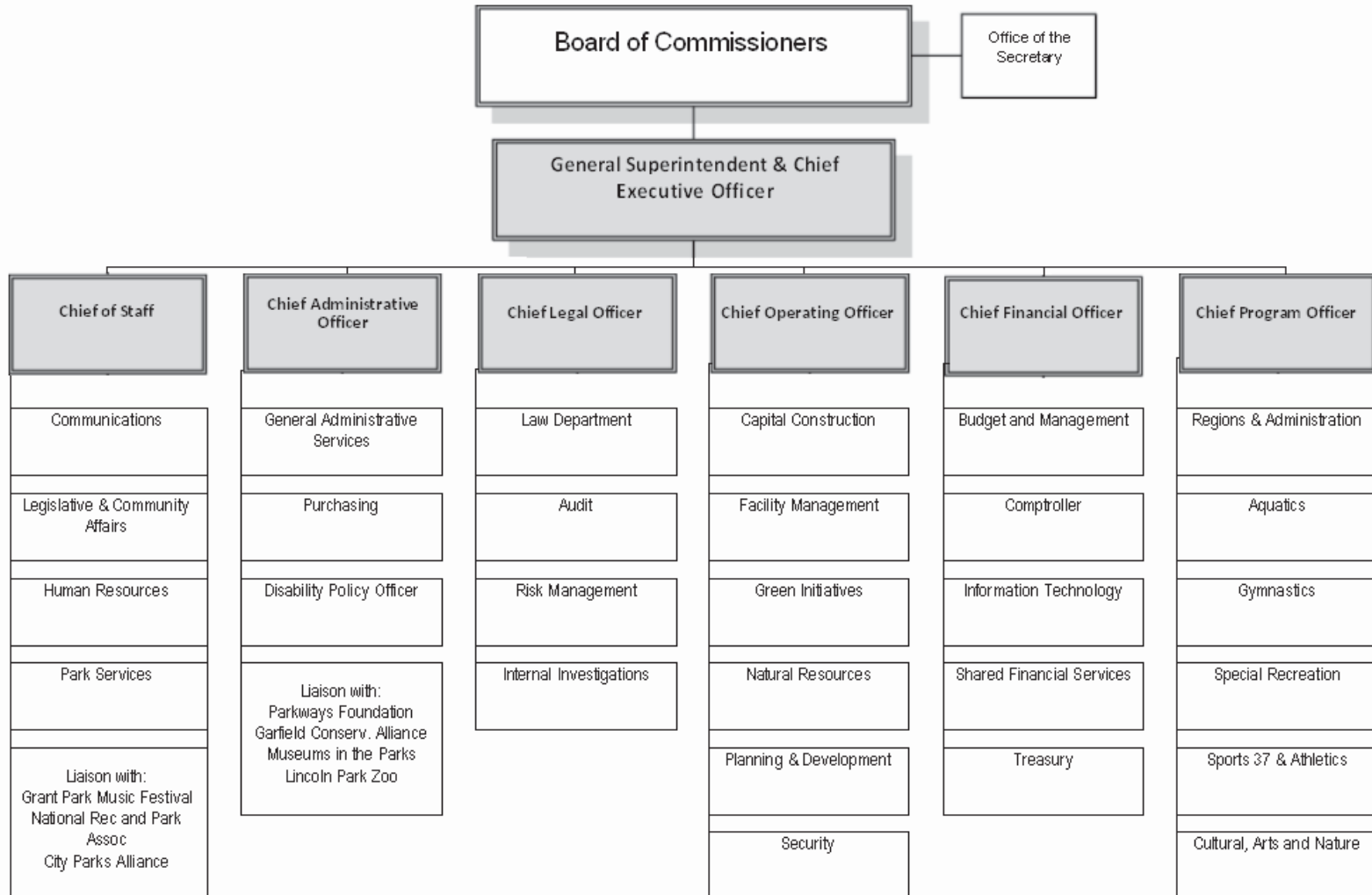
Major Contracts

Name	Description
SMG	Privatized management contract for Soldier Field
Westrec	Privatized management contract for Chicago harbor system
Standard Parking	Privatized management contract for parking lots
Billy Casper Golf	Privatized management contract for golf courses
Park Concessions Management	Privatized management contract for park concessionaires
UNISYS	IT contract for all ERP software, finance/accounting, human resources and purchasing

Unions Representing District Employees

Employee Bargaining Units
Collective Bargaining Agreement between the Chicago Park District and the Building Trades Coalition Unions: International Association of Bridge, Structural and Ornamental Iron Workers, Local 1; Sewer and Tunnel Miners Union, Local 2; Journeymen Plasterers Protective and Benevolent Society, Local 5; International Brotherhood of Electrical Workers, Local 9; United Union of Roofers, Waterproofers and Allied Workers, Local 11; Chicago and Northeast Illinois District Council United Brotherhood of Carpenters and Joiners of America, Local 13; Painters District Council, Local 14; Heat, Frost, Insulators & Asbestos Workers, Local 17; United Order of American Bricklayers and Stone Masons, Local 21; Glaziers, Architectural Metal and Glass Workers, Local 27; Architectural and Ornamental Iron Workers Union, Local 63; Sheet Metal Workers International Association, Local 73; International Association of Machinists, Local 126; Chicago Journeyman Plumbers, Local 130; International Brotherhood of Electrical Workers, Local 134; International Union of Operating Engineers, Local 150; International Federation of Professional and Technical Engineers, Local 153; Graphic Communications International Union, Local 458; Cement Mason’s Union, Local 502; Pipefitters Association, Local 597; Produce Drivers and Florist Union, Local 703; State and Municipal Teamsters Chauffeurs and Helpers Union, Local 726; Sign and Pictorial Painters Union, Local 830; and County, Municipal Employees and Supervisors and Foremen’s Union, Local 1001.
Collective Bargaining Agreement between the Chicago Park District and SEIU Local 73
Collective Bargaining Agreement between the Chicago Park District and International Union of Operating Engineers, Local 399

Organizational Chart



ALL PROGRAMS - FUNDING SUMMARY

		PARK	Project Scope	2011	2012	2013	2014	CPD TOTAL

TOTAL PROGRAM FUNDING SUMMARY (2011-2014)

ACQUISITION AND DEVELOPMENT

Acquisition & Park Development

	\$1,890,000	\$1,850,000	\$2,731,000	\$2,675,000			
Green Initiatives	\$827,500	\$600,000	\$800,000	\$800,000			
New Construction	\$4,850,000	\$2,025,000	\$5,000,000	\$3,500,000			
Other: Tech/Veh/Equip	\$6,450,000	\$8,215,000	\$9,505,000	\$9,966,000			
			\$14,017,500	\$12,690,000	\$18,036,000	\$16,941,000	\$61,684,500

FACILITY REHAB

Facility Rehab - major

	\$4,384,578	\$5,490,000	\$950,000	\$950,000			
Facility Rehab - minor	\$85,000	\$445,000	\$488,000	\$435,000			
HVAC and Energy Efficiency	\$700,000	\$740,000	\$500,000	\$500,000			
Windows & Doors	\$650,000	\$250,000	\$200,000	\$200,000			
Roof	\$2,955,000	\$1,800,000	\$1,500,000	\$350,000			
Concrete, Masonry, Structural	\$3,160,000	\$2,655,000	\$975,000	\$900,000			
Sculpture & Monument	\$150,000	\$150,000	\$150,000	\$150,000			
Fitness	\$227,000	\$65,000	\$65,000	\$79,000			
			\$12,311,578	\$11,595,000	\$4,828,000	\$3,564,000	\$32,298,578

SITE IMPROVEMENTS

Athletic Fields

	\$1,000,000	\$2,010,000	\$2,250,000	\$3,250,000			
Playground	\$2,095,922	\$2,500,000	\$2,500,000	\$2,500,000			
Swimming/Spray Pool	\$1,725,000	\$2,445,000	\$1,715,000	\$2,345,000			
Fencing	\$238,000	\$500,000	\$500,000	\$500,000			
Courts	\$500,000	\$500,000	\$500,000	\$500,000			
Paving	\$550,000	\$3,310,000	\$1,471,000	\$2,200,000			
Lighting	\$285,000	\$1,000,000	\$1,000,000	\$1,000,000			
Site Improvements	\$802,000	\$1,000,000	\$750,000	\$750,000			
Landscape	\$2,475,000	\$2,450,000	\$2,450,000	\$2,450,000			
			\$9,670,922	\$15,715,000	\$13,136,000	\$15,495,000	\$54,016,922
USE	PROGRAM TOTAL		\$36,000,000	\$40,000,000	\$36,000,000	\$36,000,000	\$148,000,000
SOURCE	BOND ISSUANCE		\$36,000,000	\$40,000,000	\$36,000,000	\$36,000,000	\$148,000,000
BALANCE			\$0	\$0	\$0	\$0	\$0

APPENDIX A

PERFORMANCE MEASURES

DEPARTMENT OF ADMINISTRATIVE HEARINGS

	2011 Target	2010 Target	2010 Yr End Actual	2010 3rd Quarter YTD	2010 2nd Quarter YTD	2010 1st Quarter	2009
DEPARTMENT-WIDE MEASURES							
Types of cases heard	51	51	51	51	50	50	49
# of New Cases Filed	516,881	483,422	523,261	400,254	271,061	132,514	477,744
Hearings Conducted	576,285	570,993	589,521	440,290	300,204	145,685	551,157
Budgeted Programs							
Customer Service Division							
Number of Complaints Received	N/A	N/A	37	29	15	10	52
Administrative Law Judges	N/A	N/A	12	8	4	4	17
DoAH Staff	N/A	N/A	16	14	7	4	15
Non-DoAH Staff	N/A	N/A	9	7	4	2	15
Buildings Hearings Division							
# of New Cases Filed	15,000	15,796	10,578	8,585	6,154	3,304	15,836
Hearings Conducted	30,000	37,474	24,307	19,182	12,919	6,407	37,426
Consumer Affairs Hearings Division							
# of New Cases Filed	21,969	24,438	21,329	16,181	10,622	5,090	24,747
Hearings Conducted	27,750	31,326	26,942	19,691	13,222	6,294	31,396
Environmental Safety Hearings Division							
# of New Cases Filed	40,731	34,491	38,791	30,115	17,556	8,279	34,494
Hearings Conducted	50,681	44,339	48,268	33,138	21,152	9,899	44,673
Municipal Hearings Division							
# of New Cases Filed	84,000	89,144	97,462	77,242	53,850	20,787	89,433
Hearings Conducted	90,000	91,101	111,446	83,502	58,887	22,234	100,909
Vehicle Hearings Division							
# of New Cases Filed	355,182	319,553	355,101	268,131	182,879	95,054	313,234
Hearings Conducted	377,853	366,753	378,558	284,777	194,024	100,851	336,753
Avg # of days to receive In-Person Parking Hearing Decision (from date hearing requested)	60	60	72	89	85	106	57
Avg # of days to receive Contest by-Mail Parking Hearing Decision (from date hearing requested)	20	60	17	15	20	120	83

COMMISSION ON ANIMAL CARE AND CONTROL

	2011 Target	2010 Target	2010 Yr End Actual	2010 3rd Quarter YTD	2010 2nd Quarter YTD	2010 1st Quarter	2009
Budgeted Programs							
Animal Care							
Spay / neuter services provided	4166	4,476	3,930	2,876	2,083	1,119	5,064
Animals medically treated	1228	1,080	1,738	1,135	614	270	1,371
Anti-Cruelty							
Inspections of animal related businesses	326	388	436	299	163	97	351
Dangerous dog compliance inspections	102	168	106	67	51	42	192
Animal Control							
Animals impounded	17326	15,708	18,250	13,993	8,663	3,927	21,667
Adoptions	1538	1,828	1,373	1,082	769	457	1,939
Lost pets redeemed	1032	1,060	1,049	761	516	265	1,103
Animals transferred through Homeward Bound Program	5928	4,988	6,109	4,537	2,964	1,247	4,225
Shelter Euthanasia	N/A	6,248	5,801	4,376	3,807	1,562	11,486

DEPARTMENT OF AVIATION

	2011 Target	2010 Target	2010 Yr End Actual	2010 3rd Quarter YTD	2010 2nd Quarter YTD	2010 1st Quarter	2009
CHICAGO O' HARE INTERNATIONAL							
Budgeted Programs							
Airfield Operations							
Total Aircraft Operations	878,526	861,300	882,617	662,018	427,107	203,442	826,672
Passenger Enplanements	26,518,470	25,998,500	27,909,467	20,859,705	13,209,379	6,163,979	26,773,475
Unscheduled Runway Closures	60	60	85	64	29	11	81
On-Time Arrival Performance	N/A	N/A	77.92%	77.15%	74.94%	76.30%	79.42%
On-Time Departure Performance	N/A	N/A	77.48%	76.79%	74.96%	75.80%	78.21%
Landside Operations							
Parking Revenue	\$110,925,469	\$108,750,460	\$112,645,343	\$84,799,296	\$57,472,089	\$27,776,923	\$108,093,914
Number of Cars using Cell Phone Lot	130,050	127,500	210,541	137,902	89,740	42,319	169,573
Security Management							
Security Incidents	N/A	N/A	574	354	180	88	317
Safety Management							
Safety Training (Sessions)	150	150	159	119	71	16	184
Facility Management							
Work Order Performance – Restroom by Plumbers (measured in days)	2.00	2.00	1.66	1.66	1.58	1.58	1.81
Work Order Performance – Restroom by Other Trades (measured in days)	5.00	5.00	3.42	3.61	3.68	3.61	4.01
Commercial Development and Concessions							
Concessions Revenue	\$82,420,885	\$80,804,790	\$99,900,155	\$69,635,739	\$43,598,312	\$19,596,143	\$90,504,569
External Communications							
WiFi Sessions - O'Hare	740,247	725,733	830,060	636,545	415,558	171,426	603,257
Web Alerts Provided	120	50	196	138	67	28	61
Public Outreach Meetings and Presentations	50	40	57	57	57	12	39
Design, Construction and Development							
Noise Complaints	39,854	11,750	15,749	12,177	8,177	3,748	17,181
Tons of Recycled Metal	39.72	18.11	40.68	35.12	19.86	15.81	34.83
Pounds of Paper Used per Employee (City Standard 30% Post Consumer Content)	33.50	30.17	29.49	21.12	19.84	7.36	33.50
Contract Milestones Met, 10C/28C	7	17	17	12	7	12	16
Sustainable Reviews Planned, 10C/28C	10	9	2	1	2	2	5

DEPARTMENT OF AVIATION (CONTINUED)

	2011 Target	2010 Target	2010 Yr End Actual	2010 3rd Quarter YTD	2010 2nd Quarter YTD	2010 1st Quarter	2009
CHICAGO MIDWAY AIRPORT							
Budgeted Programs							
Airfield Operations							
Total Aircraft Operations	252,203	247,258	245,533	184,409	120,199	55,100	244,214
Passenger Enplanements	8,675,466	8,505,359	8,783,749	6,600,847	4,223,171	1,887,878	8,498,123
Unscheduled Runway Closures	6	17	8	6	4	3	4
On-Time Arrival Performance	N/A	N/A	80.28%	81.36%	80.28%	79.27%	83.54%
On-Time Departure Performance	N/A	N/A	70.14%	72.43%	71.32%	70.58%	76.49%
Landside Operations							
Parking Revenue	\$31,616,862	\$30,996,924	\$33,378,852	\$25,271,269	\$17,243,523	\$8,253,532	\$33,889,778
Number of Cars using Cell Phone Lot	257,858	252,802	323,649	238,787	157,572	70,670	292,888
Security Management							
Security Incidents	N/A	N/A	91	66	34	14	125
Facility Management							
QA/QC Frequency of Restroom Cleaning (Average Cleaning per Restroom per Day)	20	20	20	20.56	20	21	20
Commercial Development and Concessions							
Concessions Revenue	\$22,304,402	\$21,867,061	\$21,331,806	\$16,090,191	\$9,957,221	\$4,361,467	\$21,178,864
External Communications							
WiFi Sessions - Midway	152,388	149,400	174,671	133,660	88,696	37,071	129,555
Design, Construction and Development							
Noise Complaints	800	1,062	798	563	361	156	855

BUSINESS AFFAIRS AND CONSUMER SERVICES

	2011 Target	2010 Target	2010 Yr End Actual	2010 3rd Quarter YTD	2010 2nd Quarter YTD	2010 1st Quarter	2009
Outreach and Education							
# BACP Education Workshops Planned	90	92	89	70	48	24	93
# BACP Attendees at Business Education Workshops	2,500	1,992	1,394	1,185	905	484	2,275
Business Start-Up Certificate Program participants	275	275	157	136	117	68	258
Small Business Solution Station	550	250	544	435	298	153	317
Hits on BACP Site	550,000	500,000	593,993	436,816	261,444	120,251	529,814
Business Licensing & Permits							
# of Customers Served In-Person at Business Assistance Center	33,000	30,000	37,250	28,914	19,579	9,049	32,473
# of Customers Served on Telephone at Call Center	65,000	55,992	64,588	50,948	35,127	16,927	64,871
# of Minutes Wait Time In-Person at Business Assistance Center	40	35	43	55	46	38	27
# of Seconds Wait Time on Telephone at Call Center	120	120	98	104	119	179	82
# of Business Licenses NEW ISSUE	9,887	10,824	11,496	9,124	5,753	2,497	12,573
# of Business Licenses RENEWED	31,788	34,000	28,856	21,977	14,162	7,270	29,621
% of Licenses Renewed On-line (Non-Hospitality)	50%	50%	58%	54%	51%	59%	39%
Avg Time to Issue No Inspection Licenses	3	3.0	5.6	3.3	3.5	2.6	3
Number of public way use permits issued	4,178	3,688	3,029	2,565	2,013	955	4,984
Hospitality Licensing and Permits							
Avg Time to Issue Liquor Licenses	90	90	98	100	108	110	72
Avg. Time to Issue PPA Licenses	50	50	105	82	56	26	135
# of Liquor Licenses NEW ISSUE	336	341	357	280	160	81	364
# of PPA Licenses NEW ISSUE	47	30	45	30	16	8	33
# of Liquor Licenses RENEWED	2,210	2,400	2,270	1,575	1,135	641	2,619
# of PPA Licenses RENEWED	216	250	244	172	130	64	250
Enforcement and Investigations							
Compliance Rate for Tobacco Sale to Minors (TS2M)	92%	90%	87%	87%	88%	90%	86%
Number of investigations completed	N/A	N/A	93,104	70,229	53,103	27,948	124,607
# Annual Retail Location Inspections (3Q 2010 division reorganization has eliminated the retail unit. In 2011, this will no longer be measured in the same manner, but will be incorporated into investigations conducted)"	N/A	4,200	3,588	2,947	1,765	879	6,315
# APS Inspections	1,320	1,320	560	481	398	270	739
# Field Investigations (Consumer Fraud)	N/A	N/A	1,112	843	524	261	663

BUSINESS AFFAIRS AND CONSUMER SERVICES (CONTINUED)

	2011 Target	2010 Target	2010 Yr End Actual	2010 3rd Quarter YTD	2010 2nd Quarter YTD	2010 1st Quarter	2009
Cable							
# Complaint (Cable)	N/A	N/A	264	195	130	62	262
# Installation (Cable)	8,000	7,200	9,582	7,448	5,258	2,756	9,279
# Construction (Cable)	3,000	2,400	3,689	2,854	1,790	842	3,436
# Signal Leak (Cable)	3,000	2,400	3,303	2,430	1,602	822	1,018
# Re-inspections (Cable)	N/A	N/A	1,173	896	580	278	3,240
% Resolved after 1 Re-inspection (Cable)	87%	85%	91%	91%	91%	94%	85%
Prosecution and Adjudication							
Compliance rate for Stop Alcohol to Minors Program (SAMS)	96%	96%	94%	93%	94%	94%	96%
Number of cases initiated	500	900	429	319	242	123	545
Number of disciplinary hearings	1,200	1400	1,117	831	612	244	1233
Number of Overweight Truck Enforcement Cases	450	300	340	260	178	104	390
Avg length of Time to Close Complaint (Consumer Fraud Complaint)	90	90	65	68	64	62	83
Avg length of Time to Close Complaint (Cab Complaint)	60	60	53	71	47	32	36
Customer Service Requests							
# of Service Request Entered	N/A	N/A	17,842	13,687	9,186	4,436	19,230
# of Service Request Closed	N/A	N/A	15,737	11,379	7,538	3,338	16,754
% On-time service request	100%	100%	79%	82%	84%	84%	86%
Cab Complaints Entered	8,500	13,400	7,784	5,797	3,919	1,897	8,285
Consumer Fraud Complaints Entered	2,200	3,800	2,204	1,687	1,050	515	2,835
Consumer Retail Complaints Entered	1,500	2,000	1,086	833	592	268	1,589
Cable TV Complaints Entered	1,000	1,200	821	630	442	198	936
Total Service Requests Entered	13,200	20,400	11,895	8,947	6,003	2,878	13,645
Cab Complaints Closed	8,500	10,800	8,278	5,520	3,747	1,658	8,176
Consumer Fraud Complaints Closed	2,200	3,300	2,431	1,905	1,186	611	2,817
Consumer Retail Complaints Closed	1,100	1,800	1,065	835	589	275	1,556
Cable TV Complaints Closed	1,000	900	832	613	362	193	947
Total Service Requests Closed	12,800	16,800	12,606	8,873	5,884	2,737	13,496
Public Vehicle Licensing and Permits							
# Public Vehicle Safety Inspections (Total)	18,700	18,655	19,517	14,607	9,729	4,478	20,397
# Licenses Renewed (Chauffeur)	12,479	11,670	12,849	10,006	6,820	3,611	12,908
# Licenses Issued (Chauffeur)	13,407	12,830	13,790	10,707	7,270	3,822	14,055

DEPARTMENT OF BUILDINGS

	2011 Target	2010 Target	2010 Yr End Actual	2010 3rd Quarter YTD	2010 2nd Quarter YTD	2010 1st Quarter	2009
Budgeted Programs							
Technical Inspection							
Annual Inspections	61,600	90,300	62,862	51,151	37,163	19,769	95,513
Permit Inspections	45,850	49,750	62,434	47,588	31,812	15,516	74,157
License Inspections	N/A	N/A	5,167	3,625	2,402	1,151	9,630
Certificate of Occupancy Inspections	4,400	3,100	19,624	15,530	10,246	4,857	16,200
311 Complaints-Technical Inspections Completed	N/A	N/A	18,354	12,271	9,080	5,586	20,298
Building Inspection (Conservation)							
Annual Inspections	5,500	6500	6,864	5,732	4,670	1,951	9,102
Permit Inspections	1,200	300	4,328	3,263	2,021	942	2,421
311 Complaints-Building Violation Inspections Completed	N/A	N/A	25,584	18,281	12,387	6,948	33,770
Code Enforcement (Conservation)							
Administrative Hearings Reinspections	N/A	N/A	7,889	6,177	4,245	2,101	11,576
Circuit Court Reinspections	N/A	N/A	11,429	8,662	6,095	3,300	11,895
Troubled Buildings Program (Demolition)							
Fast Track	N/A	N/A	4	4	0	0	20
Court Ordered	N/A	N/A	214	177	108	16	190
City Owned	N/A	N/A	28	25	23	2	3
Emergency Police Powers	N/A	N/A	239	191	88	12	61
Garage	N/A	N/A	376	284	180	75	294
Total Demolitions	550	550	861	681	399	105	568
Inspections	25,860	26,000	34,266	27,105	19,438	9,326	31,118
311 Complaints - Troubled Buildings	N/A	N/A	10,388	6,739	4,759	2,084	14,054
Licensing and Community Affairs							
Trade Licensing Exams Processed	N/A	N/A	1,381	1,122	702	387	1,486
Trade Licensing Renewals Processed	N/A	N/A	14,773	13,990	12,396	5,805	18,554
Plan Review Small Projects							
Permit Intake	N/A	N/A	30,330	23,313	15,310	7,330	33,762
Permit Output	32,880	30,200	30,742	24,061	15,739	6,986	30,711
Total Time to Permit, Average Days	9	7	10	10	12	11	7
Percentage of Small Permits Issued Online	54%	57%	53%	53%	53%	56%	54%
Plan Review Medium Projects							
Permit Intake	N/A	N/A	11,287	8,319	4,874	2,009	9,412
Permit Output	8,795	8,400	8,470	6,247	4,041	1,855	8,618

DEPARTMENT OF BUILDINGS (CONTINUED)

	2011 Target	2010 Target	2010 Yr End Actual	2010 3rd Quarter YTD	2010 2nd Quarter YTD	2010 1st Quarter	2009
City Hall - Standard Plan							
Time to Appointment - Average Days	10	10	11	10	5	2	8
Time to Review - Average Days	15	18	15	15	15	16	16
Time to Correct - Average Days	35	31	31	32	34	36	31
Self Certification - Residential							
Time to Appointment - Average Days	10	10	10	8	5	2	8
Time to Review - Average Days	10	10	10	10	9	10	10
Time to Correct - Average Days	15	12	13	13	11	15	11
Self-Certification - Commerical							
Time to Appointment - Average Days	10	10	10	2	2	2	7
Time to Review - Average Days	10	10	9	10	10	11	8
Time to Correct - Average Days	2	6	2	2	2	2	5
Neighborhood Centers							
Time to Appointment - Average Days	12	5	10	10	7	1	6
Time to Review - Average Days	3	5	2	3	3	4	5
Time to Correct - Average Days	22	36	21	21	16	11	34
Total Time to Permit - Average Days							
Time to Appointment - Average Days	10	10	11	9	5	2	7
Time to Review - Average Days	14	16	14	14	14	15	14
Time to Correct - Average Days	29	26	26	27	28	30	26
Percentage of Plan Review applications online	90%	90%	90%	87%	87%	87%	88%
Developer Services							
Project Intake	N/A	N/A	281	220	144	74	280
Permit Output	550	635	626	485	320	91	483
Time to Appointment - Average Days	8	9	9	9	10	11	8
Time to Review - Average Days	16	16	17	16	17	29	15
Time to Correct - Average Days	65	87	68	70	83	55	78

DEPARTMENT OF POLICE – CAPS IMPLEMENTATION OFFICE

	2011 Target	2010 Target	2010 Yr End Actual	2010 3rd Quarter YTD	2010 2nd Quarter YTD	2010 1st Quarter	2009
Block Programs							
Number of new block clubs and neighborhood organization partners	300	300	471	385	250	92	467
Volunteer leaders trained, block clubs and neighborhood based organizations	3,000	1,200	3,617	3,230	1,918	668	5,537
Number of volunteer led activities	2,000	2,000	719	576	322	103	846
Faith Programs							
Faith-based partners receiving technical	100	100	389	307	210	63	345
Volunteer leaders trained, faith-based representatives	500	500	612	473	378	217	465
Number of problem-solving activities initiated by faith-based partners	400	400	189	151	75	24	224
School and Youth Programs							
Volunteers trained for school based safety programs	4,000	4,000	2,106	1,487	1,093	506	2,401
Number of participating schools	325	325	205	168	214	199	157
Non-traditional volunteers recruited to participate in Safe Passage efforts around CPS focus schools	N/A	N/A	3,353	3,205	3,120	0	601
Events organized to increase participation	500	500	514	424	263	101	538
Number of young people participating in events	25,000	20,000	30,669	24,347	14,872	4,317	23,392
City Service Programs							
Service requests identified by CAPS staff and entered into the 311 system in order to mitigate crime and disorder	12,000	12,000	15,388	12,437	7,482	2,725	19,311
City services, related to crime and disorder, monitored by CAPS	1,200	1,200	958	787	552	190	813
Operation CLEANs held	27	27	26	22	19	0	27
Other Programs							
Events held to support the Plan for	75	100	35	32	49	3	52
Number of community interventions organized	1,000	1,000	476	400	269	92	675
Participation in volunteer-led activities and community interventions	60,000	45,000	51,919	43,914	21,803	4,796	33,811
Training sessions (topic specific) conducted for community volunteers	450	450	475	397	310	196	438

OFFICE OF CITY CLERK

	2011 Target	2010 Target	2010 Yr End Actual	2010 3rd Quarter YTD	2010 2nd Quarter YTD	2010 1st Quarter	2009
Vehicle Licenses Program							
City stickers purchased	1,250,000	1,250,000	1,289,113	1,235,315	937,187	57,994	1,249,315
City stickers purchased online	22%	17%	17.0%	18%	30%	2%	16.1%
City stickers sales revenue, millions	100	\$100	\$100	\$95,824,211	\$49,984,766	\$3,778,858	\$100
Vehicles sited for failure to display a sticker	25,000	40,000	25,000	25,000	11,887	7,154	39,953
City stickers issued, as a percentage of those that are required	100.0%	100.0%	100.0%	100.0%		4.5%	99.4%

Notes on Data

Calculated as the number of vehicle stickers purchased in the current year, divided by the number of vehicles stickers purchased in the previous year plus the number of vehicles cited for the previous year for failure to display a valid sticker.

OFFICE OF COMPLIANCE

	2011 Target	2010 Target	2010 Yr End Actual	2010 3rd Quarter YTD	2010 2nd Quarter YTD	2010 1st Quarter	2009
Budgeted Programs							
Administration / Customer Service							
Number of reports received by EthicsPoint	215	123	244	228	209	82	300
Drug Testing							
Number of Random Drug Tests	1200	1200	1473	1,216	780	199	1100
Number of For-Case Drug Tests	N/A	N/A	503	393	301	112	103
Number of Positives tests for drugs/alcohol (2)	N/A	N/A	15	11	8	3	40
Internal Audit							
Number of delegate agency A-133 audit report reviews	800	800	1245	1,181	1033	800	800
Number of delegate agency voucher documentation audits	550	600	1226	923	765	600	585
Number of delegate agency compliance-related audits	10	100	22	18	13	10	74
Number of Client Audits	20	35	11	0	11	N/A	25
ARRA Audits	30	72	83	73	40	N/A	N/A
Supplier Diversity							
Number of new certification applications received	470	N/A	500	328	208	136	N/A
Number of new certification applications processed	470	N/A	441	258	148	15	N/A
Number of recertifications / NCAs received	2497	N/A	1849	1,620	1295	614	N/A
Number of recertification's / NCA processed	2497	N/A	1577	1,454	219	117	N/A
Number of expansions received	100	N/A	116	103	86	39	N/A
Number of expansions processed	100	N/A	135	49	44	9	N/A
Regulatory Compliance							
Compliance issues involving long-term oversight	10	50	13	12	9	9	N/A
Compliance issues pending	5	N/A	3	3	3	3	N/A

DEPARTMENT OF CULTURAL AFFAIRS & SPECIAL EVENTS

	2011 Target	2010 Target	2010 Yr End Actual	2010 3rd Quarter YTD	2010 2nd Quarter YTD	2010 1st Quarter	2009
BUREAU OF CULTURAL AFFAIRS							
Budgeted Programs							
Cultural Development							
Café attendance	49,700	49,600	53,321	40,330	25,894	12,097	55,100
Clarke House attendance	3,440	3,440	2,995	2,161	1,226	341	3,225
Instances of technical assistance provided for grantees	316	316	230	189	140	77	367
Public Cultural Programming							
Cultural Center attendance	831,000	814,000	896,953	672,193	420,739	177,347	760,463
Programs/ exhibits presented at the Cultural Center	710	710	686	520	368	169	635
Volunteer hours donated to the Cultural Center	9067	9,086	5,913	6083	3,909	1,777	7,995
Private events at Millennium Park	61	73	142	101	38	5	89
Number of Public Programs at Millennium Park	630	620	647	626	259	67	614
Visual / Public Art							
Public art site visits / condition reports	180	300	201	171	55	35	223
Communications							
Website "hits" (Not including ExploreChicago)	8,000,000	3,000,000	5,499,213	No Data	5,040,727	941,093	3,285,727
Press releases	250	240	322	277	157	64	269
Explore Chicago Pageviews	17,000,000	4,200,000	17,206,897	16,196,193	10,028,840	3,234,215	No Data
Events Management							
Paid private events	320	315	300	206	135	48	296
Tourism							
Chicago Greeter visits	1,957	1,900	1,915	1,693	899	262	1,755
Chicago Neighborhood Tours	2,820	2,880	3,600	2,922	1,393	249	4,118
Visitor Center attendance	746,256.00	732,350.00	717,022.00	558,880.00	317,876.00	117,841.00	665,210.00
Fashion event attendance (Not a 2011 Measure)	0	48,250	34160	No Data	2,510	975	37,343
Fashion events presented (Not at 2011 Measure)	0	44	44	No Data	17	11	45
Calls to Tourism Hotline	15,950	15,950	8,404	6,016	15,511	5,732	23,017
VIP Visitors	55,000	55,000	90,327	61,787	33,871		196,416

DEPARTMENT OF CULTURAL AFFAIRS & SPECIAL EVENTS (CONTINUED)

	2011 Target	2010 Target	2010 Yr End Actual	2010 3rd Quarter YTD	2010 2nd Quarter YTD	2010 1st Quarter	2009
BUREAU OF SPECIAL EVENTS							
Budgeted Programs							
Lakefront Festivals							
Lakefront festivals	5	11	10	9	4	1	12
Attendance, millions	2,725,000	6,331,000	8,070,307	5,620,500	3,268,500	10,000	7,578,000
Miscellaneous Programs and Events							
Total Daley Plaza events & exhibits, days	225	353	264	195	125	56	379
Farmer's Markets							
Farmer's markets provided, days	350	438	383	320	76	0	414
Community Development							
Jumping jack visits	2,400	2,300	2,370	2,370	365	0	2,398
Special events applications processed	715	662	718	681	452	258	705
Communications							
Calls to Special Events hotline	34,700	50,700	38,154	32,034	24,643	6,858	52,680
Website "hits"	2,000,000	6,505,000	5,380,870	4,902,238	3,312,509	929,456	6,917,998
Marketing and Sponsorship							
Sponsorship revenue in cash, millions	\$1.10	\$4.03	\$4.17	\$4.10	\$3.93	\$3	\$4.49
Ticket sales revenue, millions	\$0.96	\$1.70	\$12.14	\$11.97	\$5.59	\$0	\$12.77
Protocol Office							
Mayoral receptions hosted	21	21	23	18	10	4	22
Office of Film and Entertainment							
# of shooting days	1205	1445	1139	1120	370	242	928
Sports Development Office							
Sporting events assisted	167	158	166	126	74	29	160

DEPARTMENT OF CULTURAL AFFAIRS & SPECIAL EVENTS

	2011 Target	2010 Target	2010 Yr End Actual	2010 3rd Quarter YTD	2010 2nd Quarter YTD	2010 1st Quarter	2009
BUREAU OF CULTURAL AFFAIRS							
Budgeted Programs							
Cultural Development							
Café attendance	49,700	49,600	53,321	40,330	25,894	12,097	55,100
Clarke House attendance	3,440	3,440	2,995	2,161	1,226	341	3,225
Instances of technical assistance provided for grantees	316	316	230	189	140	77	367
Public Cultural Programming							
Cultural Center attendance	831,000	814,000	896,953	672,193	420,739	177,347	760,463
Programs/ exhibits presented at the Cultural Center	710	710	686	520	368	169	635
Volunteer hours donated to the Cultural Center	9067	9,086	5,913	6083	3,909	1,777	7,995
Private events at Millennium Park	61	73	142	101	38	5	89
Number of Public Programs at Millennium Park	630	620	647	626	259	67	614
Visual / Public Art							
Public art site visits / condition reports	180	300	201	171	55	35	223
Communications							
Website "hits" (Not including ExploreChicago)	8,000,000	3,000,000	5,499,213	No Data	5,040,727	941,093	3,285,727
Press releases	250	240	322	277	157	64	269
Explore Chicago Pageviews	17,000,000	4,200,000	17,206,897	16,196,193	10,028,840	3,234,215	No Data
Events Management							
Paid private events	320	315	300	206	135	48	296
Tourism							
Chicago Greeter visits	1,957	1,900	1,915	1,693	899	262	1,755
Chicago Neighborhood Tours	2,820	2,880	3,600	2,922	1,393	249	4,118
Visitor Center attendance	746,256.00	732,350.00	717,022.00	558,880.00	317,876.00	117,841.00	665,210.00
Fashion event attendance (Not a 2011 Measure)	0	48,250	34160	No Data	2,510	975	37,343
Fashion events presented (Not at 2011 Measure)	0	44	44	No Data	17	11	45
Calls to Tourism Hotline	15,950	15,950	8,404	6,016	15,511	5,732	23,017
VIP Visitors	55,000	55,000	90,327	61,787	33,871		196,416

BOARD OF ELECTIONS

	2011 Target	2010 Target	2010 Yr End Actual	2010 3rd Quarter YTD	2010 2nd Quarter YTD	2010 1st Quarter	2009
Eligible voters registered	85%	83%	78%	73%	84%	84%	84%
Customer service requests closed	185,000	185,000	154,088	118,638	90,846	39,684	215,405
Universally accessible polling places	80%	80%	78%	78%	78%	78%	78%
Unqualified persons on the voter rolls (estimate)	4%	4%	3%	3%	4%	5%	4%
Voter turnout, as a percentage of registered voters	40%	52%	53%	53%	27%	27%	N/A
Early Voting: Percent of ballots cast	22%	26%	12%	12%	11%	11%	N/A

Notes on Data

There were no citywide elections in 2009.

DEPARTMENT OF EMERGENCY MANAGEMENT

	2011 Target	2010 Target	2010 Yr End Actual	2010 3rd Quarter YTD	2010 2nd Quarter YTD	2010 1st Quarter	2009
Budgeted Programs							
Operations							
Police calls	5,000,000	5,500,000	4,946,196	3,802,310	2,416,821	1,077,462	5,028,494
Percentage of calls answered within three rings	95.00%	95.00%	90.37%	88.51%	89.05%	94.12%	94.23%
Police average dispatch time, minutes							
Priority 0 and 1	4.5	4.60	4.62	4.74	4.24	3.34	4.47
Priority 2	6.5	6.50	6.50	6.72	5.97	4.33	6.20
Priority 3	9.1	9.00	8.08	8.29	7.43	5.22	8.50
Fire calls and calls for emergency medical services	475,000	481,300	447,820	340,947	217,164	100,563	463,539
Percentage of calls answered within three rings	97.00%	97.00%	95.21%	95.40%	96.00%	96.91%	94.66%
Call dispatcher efficiency (Fire)	94.00%	94.00%	93.93%	93.97%	94.12%	94.50%	93.94%
Call dispatcher efficiency (EMS)	96.00%	96.00%	96.49%	96.48%	96.65%	97.17%	75.40%
Technology							
Cameras installed	250	200	189	119	71	39	153
Camera Work Orders	400	395	471	306	192	90	364
OEMC camera up-time	97%	95.00%	96.75%	96.67%	96.83%	97.00%	95.25%
Non-Emergency Services (311 City Services)							
Call volume, average monthly	4,100,000	4,490,000	4,220,001	3,297,576	1,681,010	999,502	4,305,556
Abandoned rate	13%	13%	N/A*	N/A*	13%	10%	19%
Resident emails processed	11,000	26,000	15,338	12,770	7,564	4,593	26,878
City Operations							
Number of Hours Involving TMA	240,000	240,000	451,670.75	342,146	209,812	76,937	232,233
Average Citations written per month by TMA	No Target	No Target	14,465	14,516	14,814	14,661	15,209
Emergency Management							
Individuals Enrolled in "Notify Chicago"	7,000	7,000	1,924	1,900	1,823	1,495	1,600

Notes on Data

* 311 City Services Call Volume for Jan - Jun is only from Jan - May. The Update to the 311 Platform does not allow for us to currently run these reports.

DEPARTMENT OF ENVIRONMENT

	2011 Target	2010 Target	2010 Yr End Actual	2010 3rd Quarter YTD	2010 2nd Quarter YTD	2010 1st Quarter	2009
Budgeted Programs							
Agency Management							
Air permits reviewed	n/a	n/a	2,893	2,320	1,229	382	2,757
Air quality inspections	n/a	n/a	1,589	1,105	809	208	1,196
Average calendar days from receipt of all complaints to inspection	<1 day	<1 day	0.58	0.85	0.34	0.46	0.73
Inspections per field employee, average monthly	45	n/a	54	57	56	60	51
Total number of inspections	n/a	n/a	10,924	8,481	5,610	2,635	12,891
Number of complaints	n/a	n/a	1,146	944	647	285	1,492
Number of citations	n/a	n/a	638	588	219	121	739
Administrative hearings with favorable decision	90%	90%	94%	94%	96%	95%	94%
Percentage of non compliant air facilities brought into compliance within 30 days	70%	70%	84%	85%	82%	78%	82%
Hazardous materials responses	n/a	n/a	239	185	124	53	321
Underground storage tank permits reviewed	n/a	n/a	253	183	127	66	273
Value of cleanup of illegally dumped material, cleaned up by responsible parties instead of the City	n/a	n/a	\$6,492,826	\$5,533,895	\$4,464,377	\$4,079,326	\$3,962,637
Value of cleanup of illegally dumped material, cleaned up by the City	n/a	n/a	\$43,825	\$43,825	\$11,052	\$1,801	\$62,986
Tons of household hazardous waste diverted	n/a	n/a	246	180	106	49	262
Tons of construction and demolition (C&D) debris recycled	n/a	n/a	425,988	303,386	132,825	65,530	537,033
Average days from receipt of an underground storage tank permit application to permit issuance	7	7	1.3	1.33	1.64	2.18	0.9
Urban Management and Brownfields Redevelopment							
Average Review Time Phase I & Phase II Property Screen Report	14	14	10	8.38	8.13	12.85	11.8
Average Time to Renew Solid Waste Permits	30	30	23	23.78	26.4	23.16	24.1
Natural Resources and Water Quality							
Total visitors to Chicago Green Tech	24,000	27,000	23,970	15,716	10,677	6900	26,620
Energy & Sustainable Business							
City fleet vehicles retrofitted to control emissions	121	200	203	30	30	0	38
Percentage of City's electricity purchased from renewable energy (NEW MEASURE)	20%	20%	20%	0%	0	0	N/A
Percentage of corrective measures completed on the 1% worst feeders (NEW MEASURE)	100%	100%	100%	97%	47%	5%	N/A

DEPARTMENT OF ENVIRONMENT (CONTINUED)

	2011 Target	2010 Target	2010 Yr End Actual	2010 3rd Quarter YTD	2010 2nd Quarter YTD	2010 1st Quarter	2009
Deployment of clean technology vehicles through Clean Cities funding	150	124	32	0	0	0	N/A
Installation of clean fuel infrastructure through Clean Cities funding	90	40	39	0	0	0	N/A
Number of Homes Weatherized	2,871	3,200	2,916	2,125	552	421	1,368

BOARD OF ETHICS

	2011 Target	2010 Target	2010 Yr End Actual	2010 3rd Quarter YTD	2010 2nd Quarter YTD	2010 1st Quarter	2009
Budgeted Programs							
Casework							
Confidential informal advisory opinions	6,915	5,375	5,391	4,258	2,821	1,359	5,310
Confidential formal written opinions issued	85	69	52	49	39	17	60
Regulation							
Cumulative number of registered lobbyists whose registrations and activity reports have been processed and reviewed	600	600	574	568	548	610	635
Disclosure							
Statements of financial interests filed and reviewed	11,000	11,000	10,581	10,574	10,380	N/A	11,225
Statements of financial interests posted on-line	13,650	11,000	10,581	0	10,519	N/A	11,225
Education							
City employees and officials completing annual ethics training	32,800	33,000	32,834	30,900	19,310	12,200	34,088
City employees and officials receiving other ethics training	720	650	809	536	320	127	612
Registered lobbyists completing annual ethics training	550	50	249	82	N/A	N/A	N/A
Other outside parties (including vendors) receiving ethics training	1,500	1,100	1,400	825	570	300	760
Compliance and Enforcement							
Campaign financing investigations	N/A	N/A	46	39	17	17	59
Governmental Ethics Ordinance enforcement	N/A	N/A	134	63	61	N/A	64
Complaints dismissed and/or referred	N/A	N/A	27	23	19	N/A	25

Notes on Data

2009 Forms posted already; 2010 forms posted in the 2nd quarter

Includes attendance at mandatory quadrennial training and training required by departments or commissions

Comprises lobbyists' legally mandated annual ethics training requirement, eff. July 1, 2010

Includes presentations to public groups, contractors and visiting foreign delegations.

Includes enforcement actions brought from complaints and filings of Statements of Financial Interests and lobbyists' reports.

DEPARTMENT OF FAMILY AND SUPPORT SERVICES

	2011 Target	2010 Target	2010 Yr End Actual	2010 3rd Quarter YTD	2010 2nd Quarter YTD	2010 1st Quarter	2009
Budgeted Programs							
Senior Services							
Calls for assistance	150,000	150,000	147,499	116,077	70,158	32,782	166,518
People receiving assistance through the Benefits Eligibility Effort	14,000	11,000	16,316	12,184	8,054	3,563	11,588
Home-delivered meals	3,500,000	3,750,000	3,669,828	2,751,263	1,858,011	927,626	3,912,143
Grandparents helped through Grandparents Raising Grandchildren program	1,200	2,400	1,126	1,016	650	110	1,143
Congregate dining meals offered at 65 sites	750,000	800,000	880,819	695,082	452,079	212,206	759,296
Senior Centers (17 centers) attendance	420,000	392,028	446,121	339,136	222,018	106,103	407,079
Enrollment in Title V senior employment	130	130	145	132	111	108	96
Human Services							
Average percentage of emergency shelter beds used each night	90	90%	95%	89%	90%	85%	91%
Households served by interim housing	5,500	4,900	8,406	6,806	4,891	1,816	5,160
Families placed in permanent or more stable housing	2,019	1,800	2,490	1,851	1,232	542	2,040
311 requests for emergency shelter	25,000	25,500	22,440	15,190	12,113	2,308	24,636
311 requests for crisis intervention	4,000	4,800	3,719	2,685	1,749	110	3,953
Children & Youth Services							
Children served by Early Head Start	650	623	858	859	629	636	623
Children served by Head Start	17,000	16,518	17,145	16,744	17,951	17,966	16,518
Youth served in Out of School Time programs	19,000	19,000	20,789	13,588	9,747	7,898	20,603
Youth who received summer jobs	14,000	14,300	18,870	18,870	18,870	N/A	20,250
Youth served by case management system at the Juvenile Intervention Support Center	850	1,000	1,050	555	397	98	437
Number of meals served by the Summer Nutrition Program.	850,000	800,000	652,051	652,051	107,354	N/A	1,032,288
WorkNet Employment Services							
Residents who received WorkNet Services	10,000	8,500	14,040	12,635	11,337	9,570	10,364
Customers placed in jobs	3,200	3,200	6,226	4,327	2,846	1,309	3,944
Ex-offenders receiving WorkNet Services	1,025	1,025	2,162	1,640	997	343	1,423

DEPARTMENT OF FINANCE

	2011 Target	2010 Target	2010 Yr End Actual	2010 3rd Quarter YTD	2010 2nd Quarter YTD	2010 1st Quarter	2009
Budgeted Programs							
Assets / Liabilities							
Moody's General Obligation Bond rating	Aa3	Aa3	Aa3	Aa3	Aa2	Aa3	Aa3
S&P General Obligation Bond rating	A+	AA-	A+	AA-	AA-	AA-	AA-
Fitch General Obligation Bond rating	AA-	AA	AA-	AA	AA+	AA	AA
Operations							
Vendor invoices paid within 30 days	80%	80%	73%	74%	74%	75%	83%
Time to process invoices within Comptroller's Office, average days	9	9	9	7	9	12	8
Accounting							
Time to process interfund invoices, average	25	25	20.58	20.44	21	23	21
Time to record revenue files, average days	9	9	7.6	8	8.3	9	8
Time to process grant awards, average days	10	10	6.39	6.17	5.76	6	6
Risk / Benefits							
Employees, dependents and annuitants covered by benefits plans	121,707	121,077	121,707	121,191	122,882	122,662	123,965
Telephone wait time per caller, average seconds	70	70	79	73	80	98	77
Health care cost per employee per year	\$10,812	\$10,007	\$8,708	\$6,622	\$4,499	\$2,124	\$8,373

CHICAGO FIRE DEPARTMENT

	2011 Target	2010 Target	2010 Yr End Actual	2010 3rd Quarter YTD	2010 2nd Quarter YTD	2010 1st Quarter	2009
Budgeted Programs							
Fire Suppression and Rescue							
Fire Dispatches	285,000	285,000	532,780	348,682	203,859	51,108	283,084
Structure fires	2,100	2,100	1,843	1,288	834	383	2,066
Structure fire response time, average minutes	4:00	4:00	3:11	3:12	3:12	3:12	3:10
Carbon monoxide calls	9,000	9,000	6,483	5,463	3,873	2,390	8,212
Fire-related deaths – non-CFD personel	12	12	40	15	13	7	32
Emergency Medical Services							
Advanced life support and basic life support	360,000	350,000	328,853	250,884	162,077	76,860	329,493
ALS response time, average minutes	8:00	8:00	7:08	6:09	6:08	6:14	6:18
Special Operations							
Water rescues / recoveries	150	150	188	160	77	22	150
Hazardous materials incidents	280	280	287	182	109	33	252
Support Services							
Number of Preventable Accidents	216	216	180	145	88	41	240
Fire Prevention							
Fire inspections conducted	79,200	79,200	67,181	53,062	36,485	16,841	79,344
Fire re-inspections conducted	15,240	15,240	14,653	11,911	8,283	4,066	15,253
Administration – Public Education							
Survive Alive House attendance	3,000	3,000	3,200	1,800	800	450	3,800
General life safety program attendance	370,000	370,000	427,070	314,775	210,376	92,240	396,902
High-rise life safety program attendance	150,000	150,000	217,271	144,266	108,330	32,599	199,866
School life safety program attendance	43,000	43,000	60,783	39,015	24,724	8,942	N/A
Senior life safety program attendance (prior to 2010 tracked as presentations)	2,000	2,000	13,934	10,053	2,527	866	N/A

Notes on Data

Fire Dispatches includes all reports of a structure fire, first responder responses, rubbish calls, auto fires, automobile pin-ins, etc.

The increase in carbon monoxide calls is attributed to the increased use of carbon monoxide detectors, a result of recent state legislation.

DEPARTMENT OF FLEET MANAGEMENT

	2011 Target	2010 Target	2010 Yr End Actual	2010 3rd Quarter YTD	2010 2nd Quarter YTD	2010 1st Quarter	2009
BUREAU OF EQUIPMENT MANAGEMENT							
Budgeted Programs							
Facilities Management							
Vehicle maintenance facility safety inspections completed	28	28	28	21	14	7	28
Fuel site safety inspections	44	44	44	33	22	11	44
Technical Services							
Alternative fuel and hybrid vehicles in fleet	1,400	1,059	1,478	1,423	1,123	1,058	963
Alternative fuel and hybrid vehicles, as a percentage of the fleet (1)	52.0%	46.0%	50.6%	49.7%	44.1%	41.0%	40.0%
Fuel dispensed at fueling facilities (gallons)							
Gasoline	4,200,000	4,700,000	4,642,451	3,601,504	2,411,072	1,236,377	5,110,661
Diesel	5,180,000	5,180,000	4,775,988	3,488,839	2,512,346	1,359,839	5,123,535
CNG (Compressed Natural Gas)	55,000	55,000	50,424	38,820	24,282	10,203	47,820
E85	1,500,000	1,000,000	1,068,025	746,484	436,292	198,808	555,031
Bio Diesel	250,000	420,000	244,851	184,337	110,098	44,692	221,106
Jet Fuel	45,000	45,000	58,380	45,487	23,545	11,570	32,756
Maintenance Operations (O'Hare / Midway Included)							
Warranty reimbursement	\$2,800,000	\$3,000,000	\$3,270,655	\$2,393,208	\$1,701,727	\$857,913	\$3,233,487
Percent of equipment in service (fleet overall)	94%	94%	99%	93%	93%	94%	94%
Vehicle maintenance work orders (in shops)	47,100	50,553	47,441	35,513	23,998	12,690	50,553
Direct labor percentage in shop	80%	77%	80%	80%	80%	79%	77%
Road service work orders	22,379	24,509	22,992	16,728	11,179	5,735	24,509
Direct labor percentage road service	55%	55%	50%	50%	49%	50%	55%
Bureau of Police Motor Maintenance							
Percent of equipment in service (fleet overall)	95%	95%	96%	95%	95%	95%	95%
Vehicle maintenance work orders (in shops)	28,363	29,517	27,437	20,740	13,903	6,828	29,517
Direct labor percentage in shop	82%	85%	82%	82%	82%	82%	85%
Road service work orders	18,396	19,599	18,241	13,599	9,217	4,633	19,599
Direct labor percentage road service	40%	40%	37%	38%	38%	38%	40%

Notes on Data

1. This percentage is calculated against the categories of vehicles for which regular production alternate fuel or hybrids are available.

DEPARTMENT OF GENERAL SERVICES

	2011 Target	2010 Target	2010 Yr End Actual	2010 3rd Quarter YTD	2010 2nd Quarter YTD	2010 1st Quarter	2009
BUDGETED PROGRAMS							
Bureau of Finance and Administration							
Lease and Real Estate Portfolio Management							
Negotiated Rent Below Appraised Values	\$1,050,000	\$1,100,000	\$1,300,495	\$961,551	\$640,230	\$320,249	\$1,260,426
Vendor Management							
Time to approve invoices, average days from	13	13	9.75	6.3	12	12	12
Bureau of Property and Security Management							
Support Services							
Security inspection visits	20,500	20,500	18,187	14,431	9,902	5,189	21,712
Facility Management							
Facility inspection visits	8,500	8,500	10,004	7,685	5,123	2,578	10,655
Bureau of Architecture, Construction and Energy Management							
Energy Services							
Electricity usage in City buildings, in kilowatt hours	260,000,000	260,000,000	240,150,276	199,388,280	101,421,610	53,379,612	277,724,756
Natural gas usage in City buildings, in therms	41,072,912	41,072,912	41,823,766	29,695,327	23,034,849	15,397,629	42,111,678
Green / L.E.E.D. Initiatives							
# of tons recycled	1,381	1,439	1,268	966	648	325	1,336
Capital Improvements							
# of Projects Completed	12	12	50	33	15	1	13
% of Projects Completed on time	100%	100%	95%	95%	93%	100%	90%
Bureau of Trades and Engineering Management							
Building Maintenance and Construction and Trade Services							
Total work orders	165,000	180,000	150,678	116,007	78,863	39,511	166,020
Work orders completed on time	98%	98%	98%	97%	99%	99%	98%
Relocation, Supplies and Material							
# of Deliveries Completed	1,504	1,457	1,284	1,019	730	286	1,415

DEPARTMENT OF GENERAL SERVICES (CONTINUED)

	2011 Target	2010 Target	2010 Yr End Actual	2010 3rd Quarter YTD	2010 2nd Quarter YTD	2010 1st Quarter	2009
Bureau of Graphics Services							
Billings to departments and sister-agencies, millions	\$3.20	\$3.50	\$3.17	\$2.42	\$1.65	\$0.73	\$3.41
Total # of work orders completed	9,800	8,800	9,674	7,557	5,224	2371	8,902
Design work orders completed	2400	2400	2216	1750	1264	570	2338
Production work orders completed	4900	4900	4652	3674	2456	1136	4661
Photography work orders completed	2500	1500	2894	2133	1504	922	1903

Notes on Data

*This number is only for the 4th quarter of 2008.

DEPARTMENT OF HOUSING AND ECONOMIC DEVELOPMENT

	2011 Target	2010 Target	2010 Yr End Actual	2010 3rd Quarter YTD	2010 2nd Quarter YTD	2010 1st Quarter	2009
Budgeted Programs							
Development							
Jobs Created and Retained in Chicago	5,527	3,857	9,298	4,610	2,768	1,013	4,124
# of Land Sale Closings	14	12	22	17	6	4	31
\$ Value of the Land Sale Closings	\$3,875,770	\$9,500,000	\$6,051,472	\$5,238,731	\$765,617	\$89,790	\$786,403
# of TIF Deals and RDA Negotiations / City Council Approval	14	12	16	8	8	1	24
Customized Job Training Programs for Businesses with Corporate Funding	1	1	1	1	1	1	3
# of TIF District Businesses Applying for Training Under TIFWorks	40	30	36	26	23	11	25
# of TIF District Businesses Funded Under TIFWorks	40	30	34	30	21	10	22
Housing							
# of units committed to through Multifamily Loan program	2,074	2,074	1,269	983	821	429	216
\$ committed through Multifamily Loan program	\$60,217,472	\$60,217,472	\$46,142,406	\$38,014,983	\$29,396,228	\$11,644,557	\$15,004,900
# of units assisted by Chicago Low Income	3,000	3,000	2,688	2,688	2,728	2,724	3,021
\$ committed through CLIHTEF Rental Subsidy	\$15,347,000	\$15,347,000	\$13,653,687	\$13,653,687	\$13,724,873	\$13,502,345	\$15,668,324
# of households served by Emergency	890	850	787	689	449	109	884
\$ committed for EHAP	\$7,800,000	\$7,500,000	\$7,556,063	\$6,416,186	\$4,018,363	\$833,124	\$8,162,441
# of households served by Small Accessible Repairs for Seniors (SARFS) - formerly HRAIL	525	525	526	377	223	0	527
\$ committed for SARFS	\$1,825,688	\$1,825,688	\$1,744,000	\$866,611	\$239,013	\$0	\$1,434,337
# of multi-family units being assisted through the MF Troubled Buildings Initiative	900	750	739	594	324	143	849
\$ committed through MF TBI	\$3,500,000	\$2,000,000	\$2,318,709	\$1,674,709	\$1,183,864	\$674,884	\$2,198,004
# of multi-family loans that are 90 or more	22	22	18	17	17	15	15
% of multifamily loans 90 days or more	80%	80%	70%	77%	77%	75%	75%

DEPARTMENT OF HOUSING AND ECONOMIC DEVELOPMENT (CONTINUED)

	2011 Target	2010 Target	2010 Yr End Actual	2010 3rd Quarter YTD	2010 2nd Quarter YTD	2010 1st Quarter	2009
Zoning							
Certificates of Zoning Compliance issued	16,500	16,420	15,387	12,163	8,433	3,813	15,150
Certificates of Occupancy issued (Zoning)	130	334	123	101	64	31	346
Sign permit applications reviewed	3,000	3,016	4,358	3,145	1,875	810	3,458
Business licenses reviewed	1,098	2,196	2,290	1,807	1,289	647	15,863
Landmark designations initiated by the Landmarks Commission	12	12	13	2	2	0	12
Permits reviewed for properties subject to the Landmarks Ordinance	1,800	2,200	1,960	1,700	929	432	2,158
New open spaces – acquired	5	7	4	4	4	2	3
New open spaces – transferred	8	10	9	6	3	1	8
Certified green buildings – number planned	36	36	44	37	20	4	46
Green roofs – number planned	36	36	37	30	16	3	38
Planned developments and lakefront protections approved by Chicago Plan commission*	50	36	50	38	23	9	51

DEPARTMENT ON HUMAN RELATIONS

	2011 Target	2010 Target	2010 Yr End Actual	2010 3rd Quarter YTD	2010 2nd Quarter YTD	2010 1st Quarter	2009
Budgeted Programs							
Human Rights Compliance							
New Complaints filed under the Human	200	180	299	200	112	40	198
New Complaints filed under the Fair Housing	70	70	52	37	24	13	60
Total Overdue Investigations	0	0	19	21	26	39	48
Overdue Investigations that are resolved	40	48	40	30	22	9	49
Percentage of Investigations completed in 180 days	50%	40%	53%	53%	38%	47%	42%
Percentage of Investigations completed in 12 months	90%	80%	78%	78%	65%	79%	82%
Community Relations							
Hate crime victims assisted	100	50	91	73	58	31	44
Community tensions responded to	100	40	115	96	68	35	53
New hate crime cases	55	55	45	33	21	10	57
Presentations and Trainings	225	225	188	153	94	54	224
Presentations and Trainings: Attendance	3000	2945	4900	4094	2095	1234	3723

DEPARTMENT OF HUMAN RESOURCES

	2011 Target	2010 Target	2010 Yr End Actual	2010 3rd Quarter YTD	2010 2nd Quarter YTD	2010 1st Quarter	2009
Budgeted Programs							
Employment Services							
Online applications	35,000	35,000	50,412	32,537	20,642	10,390	40,684
Employees hired	2,000	2,000	2,475	1,759	1,141	355	2,942
Job audits requested	100	175	138	99	30	17	197
Job audits completed	175	150	180	130	82	59	292
Recruiting events	12	3	6	0	0	0	40
Strategic Services							
Individual employees attending department's training programs	2,300	2,200	2,882	2,239	1,352	708	3,236
Management personnel trained	700	700	750	500	253	114	635
Client counseling sessions attributed to the Employee Assistance Program	N/A	1,150	928	783	562	364	1,083
Information Services							
Applicant-Hire processed (new hires)	1,350	1,300	998	702	458	44	1,038
Employee transactions processed (not hires)	14,000	11,500	11,382	5,932	4,528	2,285	9,942
Sexual Harrassment*							
Sexual Harrassment Compliants received	N/A	N/A	37	33	30	22	31
Sexual Harrassment Compliants closed	75	45	60	14	8	20	25
Employee trained on sexual harassment	2,000	1,500	92	92	72	N/A	N/A
Equal Employment Opprtunity-EEO Cases*							
EEO Cases received	N/A	N/A	35	32	28	14	80
EEO Cases closed	N/A	*	19	15	10	8	21
Employees trained on EEO	100	*	7	0	7	6	46
Violence In the Workplace*							
Violence In the Workplace cases received	N/A	N/A	183	154	88	67	215
Violence In the Workplace cases closed	65	75	93	29	20	10	165
Employees trained on Violence in the Workplace	500	200	173	97	56	0	*

Notes on Data

* Moved from the Office of Compliance for the 2010 budget.

DEPARTMENT OF INNOVATION AND TECHNOLOGY

	2011 Target	2010 Target	2010 Yr End Actual	2010 3rd Quarter YTD	2010 2nd Quarter YTD	2010 1st Quarter	2009
DEPARTMENT-WIDE MEASURES							
City enterprise core network availability	99.99%	99.99%	99.99%	99.99%	99.99%	100.00%	99.99%
Budgeted Programs							
Software Development							
Website "hits" to www.cityofchicago.org	35,000,000	45,000,000	30,045,920	23,308,557	15,485,178	10,288,197	39,645,735
Online payment transactions made via City of Chicago website	450,000	300,000	556,633	458,231	334,412	103,302	428,937
Enterprise Architecture and Management							
System availability, average for systems in this category	99.90%	99.99%	99.99%	99.99%	99.99%	99.99%	99.99%
Enterprise Resource Planning Systems							
System availability, average for systems in this category	99.00%	99.99%	99.32%	99.47%	99.68%	100.00%	99.50%
Public Services Systems							
System availability, average for systems in this category	99.90%	99.99%	99.97%	99.90%	99.98%	99.78%	99.64%
Property Systems							
System availability, average for systems in this category	99.90%	99.99%	99.83%	99.88%	99.66%	99.40%	99.99%
Geographic Information Systems							
% of GIS website availability	99.00%	99.99%	98.68%	98.93%	99.25%	99.20%	100
Technical Operations Measures							
% of positive customer service surveys for 4-DATA ticket responses	90.00%	80.00%	90.88%	90.09%	93.25%	93.95%	90.32%

INDEPENDENT POLICE REVIEW AUTHORITY

	2011 Target	2010 Target	2010 Yr End Actual	2010 3rd Quarter YTD	2010 2nd Quarter YTD	2010 1st Quarter	2009
Investigations							
Total Intake (This includes all allegations of misconduct made against CPD by members of the public or another CPD member, as well as all Notifications of incidents that trigger an IPRA investigation even when no misconduct is alleged, in accordance with the IPRA Ordinance.)	N/A	N/A	9,535	7,408	4,817	2,191	10,074
Total # of Investigations Retained by IPRA	N/A	N/A	3,196	2,450	1,508	640	2,841
Total # of Investigations Closed	N/A	N/A	2,907	2,228	1,393	561	2,578
Total # of Investigations Sustained	N/A	N/A	44	35	22	5	42
Total # of Investigations Not Sustained	N/A	N/A	478	393	265	125	666
Total # of Investigations Unfounded	N/A	N/A	179	143	101	44	224
Total # of Investigations Exonerated	N/A	N/A	14	12	7	3	16
Total # of Investigations With No Affidavit	N/A	N/A	981	743	469	229	1,114

DEPARTMENT OF LAW

	2011 Target	2010 Target	2010 Yr End Actual	2010 3rd Quarter YTD	2010 2nd Quarter YTD	2010 1st Quarter	2009
Budgeted Programs							
Torts							
Total New Cases	648	650	576	473	324	149	698
Total Cases Disposed	620	625	576	459	318	141	522
Cases Disposed w/o Payment (Won on Motion or Dismissed)	385	400	295	239	175	64	284
Net Dollar Amounts of Settlements Paid	\$15,000,000	\$12,500,000	\$9,928,520	\$7,289,253	\$6,035,865	\$1,253,388	\$21,579,405
Verdicts Against the City	12	15	15	15	9	6	8
Net Dollar Amounts of Verdicts Against the City	\$1,500,000	\$2,000,000	\$7,065,300	\$609,441	\$540,842	\$68,599	\$3,456,779
Verdicts in Favor of the City	34	35	40	36	24	12	40
Net Dollar Amount Saved in Verdicts for the City	\$38,000,000	\$20,000,000	\$47,373,300	\$39,460,446	\$23,256,327	\$16,204,119	\$41,621,836
Building And License Enforcement							
Court Ordered Demolition	N/A	NA	310	261	200	61	190
Federal Civil Rights Litigation							
POLICE CASES FILED IN STATE AND FEDERAL COURT ALLEGING INTENTIONAL MISCONDUCT* *These totals do not include motor vehicle accidents, police pursuits and employment cases. These numbers include only cases alleging excessive force, false arrest, extended detention/ malicious prosecution, failure to provide medical care, reverse conviction and other intentional misconduct.	N/A	NA	269	222	144	78	588
Revenue Litigation							
In House Tax Collections Deposited by DOL	\$4,800,000	\$5,000,000	\$5,986,773	\$4,399,158.57	\$3,381,894	\$1,017,265	\$8,196,320
Collection And Ownership Litigation							
Subrogation (DOF)	\$2,000,000	\$1,700,000	\$1,738,459	\$1,539,060	\$973,859	\$565,201	\$1,428,886
Administrative Hearings Fines (DOR)*A	\$9,273,437	\$11,000,000	\$10,179,819	\$7,248,829	\$4,799,704	\$2,449,125	\$13,015,442
Emergency Response (DOR)	\$40,000	\$20,000	\$60,698	\$43,080	\$23,247	\$19,833	\$95,931
False Burglar Alarms (DOR)*B	\$56,296	\$10,000	\$62,243	\$28,183	\$18,933	\$9,250	\$100,595
Cost Recovery (DOR)*C	\$200,000	\$400,000	\$188,478	\$129,512	\$95,756	\$33,756	\$494,637
Parking Judgments (DOR)*D	\$92,000,000	\$85,000,000	\$98,271,306	\$80,407,840	\$52,007,211	\$28,400,629	\$87,491,305
Water Delinquencies (DWM)*F	\$6,000,000	\$4,500,000	\$6,353,058	\$4,297,568	\$2,991,998	\$1,305,570	\$6,173,323

Notes on Data

- *A We anticipate a decline in the dollar amount that our outside counsel collects because DOR will initially be using collection agencies not collection law firms to collect this debt.
- *B FBA is now an ordinance violation that is written like a police ticket and will be sent out to DOR vendor.
- *C Revenue has not released any new cost recovery matters to outside counsel.
- *D We anticipate a decline in the dollar amount that our outside counsel collects because DOR will initially be using collection agencies not collection law firms to collect this debt.
- *F We anticipate a decline in the dollar amount that our outside counsel collects because DOR will initially be using collection agencies not collection law firms to collect this debt.

CHICAGO PUBLIC LIBRARY

	2011 Target	2010 Target	2010 Yr End Actual	2010 3rd Quarter YTD	2010 2nd Quarter YTD	2010 1st Quarter	2009
Department Wide Measures							
Average hours libraries are open per week	49	49	49	49	49	49	60
Budgeted Programs							
Reference and Circulation Services							
Library work stations with Internet access	100%	100%	100%	100%	100%	100%	100%
Libraries with free WiFi access	100%	100%	100%	100%	100%	100%	100%
Materials Loaned per capita	3.3	3.2	3.3	2.5	1.7	0.8	3.6
Materials Loaned per registered borrower	5.2	5	4.9	3.7	2.8	1.4	5.8
Annual Circulation	9.5 million	8,949,868	9,556,918	7,240,994	4,787,236	2,387,553	9,983,590
Documents downloaded from subscription databases	1.6 million	1.8 million	1,486,928	1,104,189	777,934	410,557	1.7 million
CPL website "hits," average monthly, in millions	107million	105 million	107million	103 million	107 million	113 million	101 million
One-hour Internet sessions provided to the public	2.9 million	3.3 million	2.9 million	2.2 million	1.4 million	.7 million	3.8 million
Collection and Maintenance Services							
"One Book, One Chicago" titles circulation	7,500	7,500	10,190	5,100	1,172	2,801	7,284
Summer Reads for Adults Titles Circulation	3,000	3,500	9,839	3,511	3,329	736	2,430
Special Programs and Services							
Adult discussion groups sponsored	45	50	51	58	48	50	50
World language adult discussion groups	11	12	12	12	12	12	12
Children participating in Summer Reading Program	51,000	51,000	50,365	50,365	50,365	na	50,271
Average books read per child in Summer Reading Program	25	25	24	24	24	na	23.6
Participants in Summer Reads for Adults reading incentive and programming	3,500	5,000	5,787	5,787	na	na	7,192
Capital Improvement							
New Branch Libraries Constructed	4	2	2	2	0	0	1

NOTES ON DATA: Overall it is important to note that several of these measures are impacted by mandatory shut down when our library buildings are not opened to the public, branch library closings and the January 2010 reduction in branch library service hours.

LICENSE APPEAL COMMISSION

	2011 Target	2010 Target	2010 Yr End Actual	2010 3rd Quarter YTD	2010 2nd Quarter YTD	2010 1st Quarter	2009
Budgeted Programs							
Appeals filed with the Commission	N/A	N/A	69	57	31	13	78
Public Hearings Conducted	N/A	N/A	60	55	32	23	62
Cases appealed to Circuit Court - Chancery Division	N/A	N/A	3	3	3	2	17

Notes on Data

The number of appeals filed with the Commission is determined by the Department of Business Affairs and Consumer Protection's denial of liquor license applications, along with liquor revocations, suspensions and fines imposed against current liquor license holders.

MAYOR'S OFFICE OF PEOPLE WITH DISABILITIES

	2011 Target	2010 Target	2010 Yr End Actual	2010 3rd Quarter YTD	2010 2nd Quarter YTD	2010 1st Quarter	2009
Budgeted Programs							
Disability Resources							
Information and referral calls handled	26,000	27,263	24,721	19,050	12,593	6,497	26,408
In-Home Services for the Disabled							
Assistive technology - clients served	80	80	98	71	36	11	90
Homemaker / personal assistance services - clients served cumulative	174	174	206	182	163	150	198
Personal Assistance/Homemaker (PA/HM)	20,934	20,934	20,231	13,881	8,426	4,152	18,860
Independent living services - clients served cumulative	250	230	329	297	253	218	316
Employment							
WIPA outreach presentations	155	155	192	150	106	43	187
WIPA outreach presentations attendance	2,310	2,310	3,092	2,536	1,355	590	2,743
Employment services - direct services and information assistance	11,000	11,000	13,782	10,414	5,591	2,170	11,387
Employment services - benefits analyses performed	240	240	273	214	146	80	278
Clients placed in jobs	110	110	93	78	59	32	160
Disabled Youth Employment Program							
Youth Ready Chicago Job Placements	25	25	40	40	25	92	45
Public Policy and Public Affairs							
Access Notes publications	2	4	0	0	1	1	4
Accessibility Compliance							
Building permit plan reviews	1,600	1,500	1,287	1,000	683	199	1,310
Preliminary plan review projects	225	220	186	133	96	30	172
Responses to requests for technical assistance	4,200	4,200	3,818	2,938	1,982	690	4,092
Training							
Disability awareness training - people trained	4,500	4,500	5,077	3,720	3,056	771	7,642
ITAC							
People served with amplified phones/TTY distribution/exchange	260	270	217	172	126	59	268
Home Mod							
Homes modified	76	71	76	54	25	5	75
Access Chicago							
Attendees at Access Chicago fair	Event will not be held in 2011.	3,000	2696	2696	Event was held in Jul 2010.	Event will be held July 15	-
Exhibitors at Access Chicago fair - includes Exhibitors, Activities and Performers	Event will not be held in 2011.	125	148	148	Event was held in Jul 2010.	Event will be held July 15	-

CHICAGO POLICE DEPARTMENT

	2011 Target	2010 Target	2010 Yr End Actual	2010 3rd Quarter YTD	2010 2nd Quarter YTD	2010 1st Quarter	2009
DEPARTMENT-WIDE MEASURES							
# of 911 Calls for Service	No Target	No Target	2,628,633	2,043,317	1,335,008	619,523	2,660,139
# of Arrests Made	No Target	No Target	148,815	117,058	78,812	38,945	158,630
# of Firearms Recovered	No Target	No Target	5,763	4,567	3,019	1,445	6,095
# of Field Contact Cards Completed	No Target	No Target	258,626	199,054	133,027	66,213	301,944
# of Curfew Enforcements	No Target	No Target	19,710	15,847	9,868	4,805	22,386
# of Abandoned Properties Investigated by	No Target	No Target	30,563	23,169	12,574	6,788	36,987
# of ANOV's written by Troubled Building	No Target	No Target	5,606	4,470	2,773	1,944	8,929
Follow-up Investigations							
# of Detectives Assigned to the Detective Division and Gang Investigations	1,211	1,211	985	994	1,006	1,036	1,048
# of Homicides Investigated	No Target	No Target	435	345	214	74	455
# of Criminal Sexual Assaults Investigated	No Target	No Target	1,359	1,041	663	305	1,425
# of Robberies Investigated	No Target	No Target	14,208	10,292	6,430	2,895	15,838
# of Burglaries Investigated	No Target	No Target	26,152	19,070	11,643	5,212	26,354
# of Properties Referred to the Department	275	150	502	388	253	155	269
# of Youth Arrested and Processed at the	No Target	No Target	5,938	4,379	2,843	1,259	5,143
# of Youth Processed at the JISC that	No Target	No Target	2,377	1,864	1,345	706	1,651
# of Youth Who Received Station	No Target	No Target	791	530	367	165	270
Professional Standards							
# of Management Accountability Reviews	40	40	39	30	20	10	48
# of Action Items Resulting from M.A.R.S.	No Target	No Target	158	124	84	48	193
# of Infraction Reports	No Target	No Target	464	359	294	185	722
# of Infraction Reports Resulting in	No Target	No Target	26	26	13	13	366
# of Recruits Entering the Training Academy	No Target	100	178	178	60		138
# of Recruits Graduating from the Training	No Target	86	60	0	0		68
# of Promotional Classes Entering the Training Academy	No Target	0	3	1	0		2
# of In-Service Training Sessions	2,688		896	896	896	672	2,223
# of Officer's Trained – In-Service Training and Firearm Qualifications	No Target	No Target	47,479	43,653	36,578		Initiated in 2010

POLICE BOARD

	2011 Target	2010 Target	2010 Yr End Actual	2010 3rd Quarter YTD	2010 2nd Quarter YTD	2010 1st Quarter	2009
Police Discipline Program							
Cases Decided	N/A	N/A	25	19	15	9	61
Members Discharged	N/A	N/A	5	5	4	1	17
Members Suspended	N/A	N/A	14	9	8	5	37
Members Found Not Guilty	N/A	N/A	6	5	3	3	7
Police Board Decisions Upheld on Appeal	N/A	N/A	9	6	2	0	10
Police Board Decisions Reversed on Appeal	N/A	N/A	2	2	1	0	1

DEPARTMENT OF PROCUREMENT SERVICES

	2011 Target	2010 Target	2010 Yr End Actual	2010 3rd Quarter YTD	2010 2nd Quarter YTD	2010 1st Quarter	2009
Budgeted Programs							
Contract Management							
Contracts awarded	328	328	318	242	173	82	327
Modifications awarded	1264	1264	964	816	569	316	1268
Related to dollar amount change	n/a	n/a	408	311	213	110	442
Related to scope change	n/a	n/a	11	6	5	3	21
Related to time extension	n/a	n/a	103	78	45	18	106
Related to other change	n/a	n/a	442	421	306	198	612
Average number per contract	n/a	n/a	3.0	3.4	3.3	3.9	3.9
Total dollar amount of contracts and modifications	n/a	n/a	\$2,340,633,134	\$1,848,759,343	\$782,175,925	\$689,770,565	\$2,521,221,472
Days from requisition to contract award	262	180	294	341.17	240	262	197
Contracts awarded to Minority Business Enterprises	25%	25%	34%	31%	25%	22%	28%
Dollar amount of contracts	n/a	n/a	\$575,472,831	\$424,292,887	\$193,400,506	\$134,148,698	\$504,517,031
Contracts awarded to Women Business Enterprises	5%	5%	7%	7%	7%	6%	8%
Dollar amount of contracts	n/a	n/a	\$126,446,350	\$99,812,995	\$56,573,435	\$39,338,731	\$135,145,367

DEPARTMENT OF PROCUREMENT SERVICES (CONTINUED)

	2011 Target	2010 Target	2010 Yr End Actual	2010 3rd Quarter YTD	2010 2nd Quarter YTD	2010 1st Quarter	2009
Non-Competitive contracts granted	n/a	n/a	42	33	25	12	40
Dollar amount of non-competitive contracts granted	n/a	n/a	\$36,954,206	\$25,880,364	\$13,092,783	\$10,127,006	\$96,034,026
Emergency contracts granted	n/a	n/a	19	11	11	3	25
Dollar amount of emergency contracts granted	n/a	n/a	\$2,528,554	\$1,618,766	\$1,618,766	\$592,351	\$1,627,341
Outreach and Communication							
Number of outreach events/meetings attended	116	116	150	116	74	28	
Administration							
Auction and scrap-sale proceeds	\$2,000,000	\$2,000,000	\$2,293,012	\$1,743,235	\$1,313,191	\$566,208	\$2,080,686

DEPARTMENT OF PUBLIC HEALTH

	2011 Target	2010 Target	2010 Yr End Actual	2010 3rd Quarter YTD	2010 2nd Quarter YTD	2010 1st Quarter	2009
DEPARTMENT-WIDE MEASURES							
Services requested via 311	5000	4,705	4595	3,543	2,300	1,164	5,950
Budgeted Programs							
Primary Health Care							
Primary health care visits at CDPH clinics	77,000	119,000	84,785	64,705	42,736	20,845	95,000
Immunization							
MMR (Measles Mumps Rubella) doses distributed to Vaccines for Children Program providers	75,000	75,000	90,640	79,960	53,540	13,390	80,000
Adult Hepatitis doses distributed	9,500	9,500	11,135	10,085	8,015	2,940	9,500
Mental Health Services							
Total mental health clients	5,000	8,050	6,389	3,125	3,874	3,788	8,042
Tuberculosis Control							
Percentage of all reported TB cases, people aged 20-64, who would have their HIV status reported	90%	75%	94%	95%	98%	100%	95%
Percentage of patients diagnosed with TB that completed therapy within 12 months	85%	85%	91%	90%	91%	91%	85%
Substance Abuse							
Percentage of substance abuse clients successfully discharged from treatment	65%	50%	68%	69%	65%	65%	65%
Sexually Transmitted Diseases							
Percentage of clients turned away from CDPH STD clinics	5%	5%	12.9%	13%	10%	4%	5%
AIDS							
HIV rapid tests conducted by CDPH & CDPH-funded programs	90,000	80,000	80,799	70,365	49,602	24,034	70,000
Food Protection							
Food safety / sanitation inspections	24,000	24,000*	18,359	14,728	11,422	3,822	13,000
Communicable Disease							
Percentage of priority associated reports completed and closed	90%	90%	94%	93%	93%	94%	90%
Violence Prevention							
Percentage of trainees that demonstrate violence prevention competence	90%	85%	92%	93%	91%	91%	90%

DEPARTMENT OF PUBLIC HEALTH (CONTINUED)

	2011 Target	2010 Target	2010 Yr End Actual	2010 3rd Quarter YTD	2010 2nd Quarter YTD	2010 1st Quarter	2009
Lead Poisoning Prevention							
Homes newly inspected or re-inspected for lead hazards	10,000	10,200	9,499	7,350	4,954	2,363	11,280
Percentage of homes abated	80%	80%	72%	65%	64%	54%	87%
Women's and Children's Health							
Public Health Nurse visits for maternal and child care	12,000	13,000	16,682	8,230	5,148	2,086	15,000
Percentage of pregnant clients who begin prenatal care in the first trimester of pregnancy	100%	100%	86%	82%	81%	79%	77%
Percentage of men clients who are actively involved with their children or pregnant partners	100%	100%	98%	100%	96%	96%	100%
Environmental Health							
Health code inspections and enforcement actions performed	250	204	265	182	117	21	1,127
Effectiveness of efforts to prevent mosquitoes from breeding in catchbasins	99.5%	100%	64%	64%	N/A	N/A	95%
Emergency Preparedness							
Percentage of city hospitals with interoperable communications equipment that facilitates redundant, two-way radio communications during emergencies	100%	100%	100%	100%	100%	100%	75%
Percentage of IAPs approved before the second operational period of a response (incident or event)	100%	100%	100%	100%	100%	100%	100%
Epidemiology and Vital Records							
Number of Web hits for publications and reports	12,000	12,000	12,528	10,301	6,501	2,120	N/A

DEPARTMENT OF REVENUE

	2011 Target	2010 Target	2010 Yr End Actual	2010 3rd Quarter YTD	2010 2nd Quarter YTD	2010 1st Quarter	2009
DEPARTMENT-WIDE MEASURES							
Taxes - Dept of Revenue (in billions)	\$1.156	\$1,169	\$1.177	\$0.911	\$0.575	\$0.283	\$1.202
Parking and Red Light Camera tickets (in millions)	\$211.713	\$235.21	\$220.377	\$165.204	\$109.40	\$56.17	\$228.27
Parking and Red Light Camera tickets - web payments (in millions)	\$74.170	\$82.00	\$81.202	\$59.801	\$38.48	\$19.15	\$78.20
Parking and Red Light Camera tickets - payment plans (in millions)	\$53.230	\$46.00	\$55.572	\$41.796	\$28.87	\$15.87	\$50.23
Administrative hearings (in millions)	\$27.000	\$27.00	\$27.894	\$20.075	\$13.25	\$6.66	\$29.11
Boots and related fees (in millions)	\$4.409	\$4.202	\$4.124	\$3.156	\$2.096	\$2.010	\$3.984
Cost recovery (in millions)	\$5.000	\$3.500	\$3.089	\$2.563	\$1.647	\$0.942	\$5.580
Emergency Medical Services (in millions)	\$37.000	\$30.00	\$41.396	\$31.811	\$21.76	\$9.95	\$34.55
Budgeted Programs							
Payment Processing							
Customers at payment sites	750,000	820,000	681,754	519,505	366,623	156,416	789,088
Transactions at payment sites	1,400,000	1,385,000	1,235,771	975,684	640,892	616,334	1,443,436
Citation Administration							
Customer hold time for parking tickets, average minutes	1.94	2.31	1.74	1.64	1.56	1.6	1.93
Percentage of tickets paid in full that are paid online	34.00%	32.00%	35.19%	34.43%	33.09%	30.94%	33.43%
Tax							
Audit assessments issued	801	734	705	483	311	122	783
Amount assessed from audits, millions	\$36.40	\$34.9	\$65.13	\$14.50	\$10.9	\$3.7	\$74.3
Amount collected from audits, millions	\$16.60	\$16.1	\$18.02	\$10.53	\$7.6	\$2.9	\$18.9
Returns filed online	21,500	22,479	19,050	15,432	2,557	1,453	21,767
Payments made online	49,500	48,779	53,864	39,380	23,527	11,705	43,972
Amount of payments made online, millions	\$122.00	\$76.00	\$168.53	\$123.98	\$69.80	\$30.50	\$110.80
Street Operations							
Parking boots applied	68,636	66,000	65,694	50,050	32,691	22,728	66,030
Cost Recovery and Collections							
Claims reported to Department of Revenue	3000	5,000	2610	1,968	1481	1309	2276

DEPARTMENT OF REVENUE (CONTINUED)

	2011 Target	2010 Target	2010 Yr End Actual	2010 3rd Quarter YTD	2010 2nd Quarter YTD	2010 1st Quarter	2009
Accounts Receivable							
Emergency Medical Services accounts billed, as a percentage of billable EMS accounts	97%	96%	97%	97%	98%	98%	97%
Water Billing and Collections							
Average call wait time for Water Bills, average minutes	3.00	3.00	10.59	14.00	6.54		16.16
Percentage of Accounts Greater than 60 days late	15%	4%	16%	17%	17%		16%

DEPARTMENT OF STREETS AND SANITATION

	2011 Target	2010 Target	2010 Yr End Actual	2010 3rd Quarter YTD	2010 2nd Quarter YTD	2010 1st Quarter	2009
DEPARTMENT-WIDE MEASURES							
Completed CSR Requested	800,000	950,000	737,225	555,432	350,768	147,863	831,384
% services requests completed on time	85%	85%	78%	82%	86%	87%	85%
Budgeted Programs							
Bureau of Sanitation							
Solid Waste Collection							
Tons of refuse collected	975,000	975,000	1,023,713	780,862	461,921	195,477	1,001,371
Drop box recycling, tons collected	4,500	4,500	4,604	3,442	2,294	1,142	4,192
Total blue cart recycling tons collected	50,000	50,000	53,522	40,654	24,012	11,986	50,818
Separate collection recycling	15%	15%	14%	14%	14%	15%	15%
Solid Waste Disposal							
Tons of refuse disposed	920,500	920,500	968,863	739,147	435,615	182,349	946,361
Street Sweeping							
Miles of residential streets swept	140,000	150,000	177,434	136,503	75,637	7,189	150,714
Miles of main streets swept	155,000	175,000	46,392	127,799	83,627	15,842	160,716
Miles of Alleys Swept	0	10,000	5,741	4,854	2,765	73	18,146
Bureau of Rodent Control							
Vector Control							
Instances of preventive rodent baiting	2,000	9,000	2,113	1,811	1,691	1,650	13,370
Rodent baiting requests	30,000	25,000	35,201	24,440	14,502	5,139	31,523
Rodent baiting requests completed on time	80%	75%	47%	59%	93%	89%	51%
Cart requests completed on time	75%	75%	31%	46%	68%	69%	56%
Dead Animal Removal							
Dead animals removed	10,000	10,000	11,397	9,026	5,199	1,918	12,526

DEPARTMENT OF STREETS AND SANITATION (CONTINUED)

	2011 Target	2010 Target	2010 Yr End Actual	2010 3rd Quarter YTD	2010 2nd Quarter YTD	2010 1st Quarter	2009
Bureau of Street Operations							
Field Operations							
Vacant lot cleaning requests	10,000	10,000	11,048	8,820	5,464	2,105	12,273
Unsafe garages demolished	400	500	402	292	209	93	443
Equipment Support Services							
Tons of salt loaded for snow and ice fighting	370,000	400,000	215,000	220,000	220,000	N/A	400,000
Graffiti Blasters							
Graffiti removal requests	155,000	186,000	161,336	120,395	82,818	39,681	172,989
Graffiti removal requests completed on time	90%	90%	92%	93%	93%	96%	96%
Bureau of Forestry							
Forestry Operations							
Trees trimmed	30,000	70,000	45,988	35,924	28,813	14,478	67,486
Tree trimming requests completed on time	60%	75%	58%	55%	56%	41%	79%
Trees planted	0	5,000	5,427	3,471	2,171	468	5,992
Bureau of Traffic Services							
Special Traffic Services							
Special events served	675	675	858	736	340	90	677
Contractual towing							
Abandoned vehicles towed	3,000	4,000	1,964	1,455	988	404	3,295
Abandoned vehicle requests completed on time	85%	75%	92%	91%	90%	85%	94%
City towing							
Towed vehicles	116,750	131,450	103,474	79,498	55,206	30,190	108,381
Relocated vehicles	15,000	15,000	14,539	10,659	6,731	2,835	13,216
Auto Pounds							
Total vehicles processed	116,750	131,450	103,474	79,498	55,206	30,184	106,777

DEPARTMENT OF TRANSPORTATION

	2011 Target	2010 Target	2010 Yr End Actual	2010 3rd Quarter YTD	2010 2nd Quarter YTD	2010 1st Quarter	2009
DEPARTMENT-WIDE MEASURES							
Services requested via 311 City Services	235,000	235,000	277,087	213,545	138,964	66,283	224,791
Percentage of 311 service requests completed on time	90%	90%	79.00%	79%	81%	81%	67%
Pothole (in street) repair requests	50,000	75,000	49,346	42,860	34,192	19,918	73,947
Pothole (in street) response time, average days	7.0	7.0	11.1	7.9	5.3	3.67	13.48
Budgeted Programs							
Division of Engineering							
Design and Engineering Management							
Major bridge rehabilitation projects	2	2	4	4	2	0	4
Traffic signal intersection interconnections	2	0	2	1	0	0	0
ARRA funded Arterial Street Resurfacing	37 miles	31 miles	37 miles	37 miles	0		0
Bridge Management							
Bridge Work Orders	1,200	1,150	1,221	938	607	369	1,014
Division of Infrastructure Management - Public Way Management							
Construction Compliance							
Citations issued	7,500	8,000	8,595	6,389	4,270	1,973	10,103
Infrastructure Management							
Citations for dumpsters without permits	850	500	781	758	710	290	
Public Way Management							
Requests for coordinating utility work in the public way	3,400	3,200	3,206	2,547	1,708	812	3,458
Public Way Improvement							
Miles of pavement marking completed	6.0	0	9.3	7	7.0	0	0
Pavement marks for traffic calming near schools	0	0	0	0	0	0	0
Traffic Sign Management							
Stop sign repair requests	4,000	4,500	3,837	2,840	1,847	949	4,475
Stop sign repair response time, average days	1.0	1.0	1.0	1.0	1.0	1.0	1.0
One Way sign repair requests	1,000	1,000	936	694	408	204	1,014
One Way sign repair response time, average days	1.0	1.0	1.0	1.0	1.0	1.0	1.0
Do Not Enter sign repair requests	350	350	385	274	168	83	342
Do Not Enter sign repair response time, average days	1.0	1.0	1.1	1.0	1.0	1.0	1.0

DEPARTMENT OF TRANSPORTATION (CONTINUED)

	2011 Target	2010 Target	2010 Yr End Actual	2010 3rd Quarter YTD	2010 2nd Quarter YTD	2010 1st Quarter	2009
Division of Project Development							
Neighborhood Improvement							
Bike Racks installed	600	250	47	47	40	33	752
Sidewalk surveys conducted	12,000	12,000	12,672	11,181	7,557	3,922	12,188
Division of In-House Construction							
Bridge Maintenance							
Bridge Lifts	25,000	21,000	23,947	19,111	12,314	6,483	20,520
Asphalt Maintenance							
Blocks of streets resurfaced	500	492	725	427	122	0	480
Time to complete resurfacing project, average days	23	5	23	22	23	5	5
Percent of resurfacing jobs completed on time	85%	85%	85%	89%	85%	85%	85%
Concrete Maintenance							
Blocks of sidewalk repaired	85	172	45.16	5.6	2.1	5	135
Average response time, in days	10	10	10	10	10	10	10
Blocks of curb and gutter repaired	90	90	9.4	3.36	6	5	94
Average response time, in days	14	14	14	14	14	14	14
Division of Electrical Operations							
Electrical Operations and Management							
Multiple Street Lights Out	22,500	22,350	23,820	18,401	10,354	3,876	22,151
Single Street Light Out	8,000	7,500	8,703	6,476	4,132	2,066	8,090
Electrical Engineering (Formerly S&S)							
Wires Down	2,600	2,100	2,649	2,064	1,347	327	2,117

Notes on Data:

Sidewalk Surveys are conducted to determine what type of work, if any, is needed. CDOT surveys an entire block in response to a single request. If portions of the block do need to be replaced, CDOT distributes information and applications to the homes on the block regarding the City's Shared Cost Sidewalk program.

This section of CDOT also processes annual invoices for approximately 39,000 existing permits. Private contractors, commercial utility companies, other city departments and Alderman make these requests.

This data is individual "dig notices." Many locations/properties include multiple dig notices.

Street marking was deferred in 2004 and 2005 when CDOT did not have a dedicated street marking program

OFFICE OF THE CITY TREASURER

	2011 Target	2010 Target	2010 Yr End Actual	2010 3rd Quarter YTD	2010 2nd Quarter YTD	2010 1st Quarter	2009
Department-Wide Measures							
Students participating in "Our Money Matters" program	n/a	n/a	2,000	n/a	2,000	n/a	1,800
Students participating in The Financial Education Initiative at CPS	66,000	102,000	96,201	n/a	96,201	n/a	73,200
Parents participating in The Financial Education Initiative at CPS	66,000	102,000	96,201	n/a	96,201	n/a	73,000
Wealth Fitness for Adults Classes Offered	65	37	55	20	15	n/a	37
Students enrolled in Wealth Fitness for Adults	2000	500	795	n/a	n/a	n/a	630
Employers Participating in the Youth Savings Program	15	11	11	11	11	n/a	n/a
Participants in Small Business Expo	3,500	2,500	3,000	3,000	n/a	n/a	2,000

DEPARTMENT OF WATER MANAGEMENT

	2011 Target	2010 Target	2010 Yr End Actual	2010 3rd Quarter YTD	2010 2nd Quarter YTD	2010 1st Quarter	2009
DEPARTMENT-WIDE MEASURES							
Customer service requests opened	175,000	175,222	161,458	139,180	91,385	30,985	211,985
Customer service requests closed	185,000	185,000	154,088	118,638	90,846	39,684	215,405
% of service requests completed on time	70%	70%	63%	71%	64.62%	53%	57%
Budgeted Programs Commissioner's Office							
Agency Management							
Facilities Inspected	36	36	36	27	24	15	20
Bureau of Administrative Support							
Percentage of Employees Evaluated	90%	90%	48%	47%	47%	0%	28%
Agency Management							
Number of Invoices Processed	n/a	n/a	10,593	7,943	5,221	3,532	10,097
Bureau of Engineering Services							
Inspection Services							
Average inspections per inspector per day	6.0	6.5	5.8	5.9	5.35	5.4	6.0
Engineering Services							
Number of miles of water mains installed by contractor	12	15.0	13.88	9.38	5.88	0.82	14.30
Number of miles of sewer mains installed by contractor	3	3.2	4.27	3.27	0.74	0.33	4.79
Number of miles of sewer lining installed by contractor	40	45.0	37.28	28.91	19.83	6.32	43.83
Number of catch basin structures lined by contractor	15,000	14,000	15,125	14,233	5,522	0	9,567
Capital Design and Construction Services							
% Design projects on schedule per latest NTP	95%	90%	100%	100%	100%	100%	100%
Bureau of Water Supply							
Water Quality							
Drinking water complaints received (taste/odor)	240	240	188	139	98	56	205
Average Days to respond to a water quality complaint	1	1	1	1	1	1	1
Water Pumping							
Percentage of time meeting critical pressure	99.995%	99.995%	99.996%	99.998%	99.998%	99.999%	99.998%
Water Treatment							
Water pumpage in the City of Chicago, average gallons per day (in millions)	N/A	N/A	484	493	471	464	507

DEPARTMENT OF WATER MANAGEMENT (CONTINUED)

	2011 Target	2010 Target	2010 Yr End Est	2010 3rd Quarter YTD	2010 2nd Quarter YTD	2010 1st Quarter YTD	2009
Bureau of Operations and Distribution							
Engineering Services							
Restoration backlog	1,500	2,800	726	294	507	1477	720
System Installation							
In house construction projects completed on schedule	90%	90%	75%	100%	79%	58%	71%
In house construction projects completed within original estimate, includes change orders	90%	90%	81%	100%	77%	58%	65%
System Maintenance							
Customer service requests closed	185,000	185,000	154,088	118,638	90,846	39,684	215,405
% of service requests completed on time	70%	70%	63%	71%	64.62%	53%	57%
Bureau of Billings and Customer Services							
Billings and Customer Services							
Actual meter reads taken (not estimated)	93%	90%	90%	89%	88%	86%	75%
Average actual meter reads taken per rate taker per day	700	650	873	714	600	3758	515
Water Meter Installation and Repair							
Average number of completed service orders per crew per day	9.0	9.0	10.0	10.0	10.0	10.0	9.0
Water Meter Installations							
AMR	6,000	18,600	23,085	21,848	19,419	9,678	52,636
MeterSave	7,000	5,100	3,559	2,174	1,372	286	439

APPENDIX B

BOARDS AND COMMISSIONS

Boards and Commissions Directory

ADVISORY COUNCIL ON ADMINISTRATIVE HEARINGS
ADVISORY COUNCIL ON AFRICAN AFFAIRS
ADVISORY COUNCIL ON ARAB AFFAIRS
ADVISORY COUNCIL ON ASIAN AFFAIRS
ADVISORY COUNCIL ON IMMIGRANT & REFUGEE AFFAIRS
ADVISORY COUNCIL ON LATINO AFFAIRS
ADVISORY COUNCIL ON LESBIAN, GAY, BISEXUAL AND TRANSGENDER ISSUES
ADVISORY COUNCIL ON VETERANS' AFFAIRS
ADVISORY COUNCIL ON WOMEN
AFFIRMATIVE ACTION ADVISORY BOARD
AGING ADVISORY COUNCIL
ANIMAL CARE AND CONTROL COMMISSION
BOARD OF EXAMINERS, CRANE OPERATORS
BOARD OF EXAMINERS, MASON CONTRACTORS
BOARD OF EXAMINERS, PLUMBING CONTRACTORS
BOARD OF EXAMINERS, STATIONARY ENGINEERS
BUILDING BOARD OF APPEALS
CABLE COMMISSION
CAPITAL IMPROVEMENT ADVISORY COMMITTEE
CHICAGO AREA HIV SERVICES PLANNING COUNCIL
CHICAGO DEVELOPMENT FUND ADVISORY BOARD
CHICAGO DEVELOPMENT FUND BOARD OF DIRECTORS
CHICAGO METROPOLITAN AGENCY FOR PLANNING
CHICAGO PUBLIC LIBRARY BOARD
CHICAGO-GARY REGIONAL AIRPORT AUTHORITY
CITY COLLEGES BOARD OF TRUSTEES
COMMUNITY DEVELOPMENT ADVISORY COMMITTEE
COMMUNITY DEVELOPMENT COMMISSION
COMMUNITY LAND TRUST BOARD, CHICAGO
COMMUTER RAIL SERVICE BOARD (METRA)

CULTURAL AFFAIRS ADVISORY BOARD
DOMESTIC VIOLENCE ADVOCACY COUNCIL
EDUCATION, BOARD OF
ELECTRICAL COMMISSION
EMERGENCY TELEPHONE SYSTEM BOARD, CHICAGO
ETHICS, BOARD OF
FASHION COUNCIL OF CHICAGO, MAYOR'S
FIREMEN'S ANNUITY & BENEFIT FUND BOARD OF TRUSTEES
HEALTH, BOARD OF
HOUSING AUTHORITY BOARD OF COMMISSIONERS, CHICAGO
HUMAN RELATIONS, COMMISSION ON
HUMAN RESOURCES BOARD
INDEPENDENT TRANSPORTATION NETWORK
INTERNATIONAL PORT DISTRICT BOARD, ILLINOIS
LABOR RELATIONS BOARD, ILLINOIS
LABORERS' & RETIREMENT BOARD EMPLOYEES' FUND BOARD OF TRUSTEES
LANDMARKS, COMMISSION ON CHICAGO
LENDING ADVISORY COMMITTEE
LICENSE APPEAL COMMISSION
LOCAL IMPROVEMENTS, BOARD OF
LOW INCOME ENERGY ASSISTANCE POLICY COUNCIL
LOW-INCOME HOUSING TRUST FUND BOARD, CHICAGO
MEDICAL DISTRICT COMMISSION, ILLINOIS
METROPOLITAN PIER AND EXPOSITION AUTHORITY - INTERIM BOARD
MIDWAY NOISE COMPATIBILITY COMMISSION
MUNICIPAL EMPLOYEES' ANNUITY & BENEFIT FUND OF CHICAGO BOARD OF TRUSTEES
NATURE & WILDLIFE ADVISORY COMMITTEE
NEIGHBORSPACE BOARD OF DIRECTORS
NORTH KENWOOD-OAKLAND CONSERVATION COMMUNITY COUNCIL
NORTHWEST HOME EQUITY COMMISSION
PACE SUBURBAN BUS SERVICES BOARD OF DIRECTORS
PARK DISTRICT BOARD, CHICAGO
PARKS & OPEN SPACES ADVISORY COMMITTEE

PLAN COMMISSION, CHICAGO
POLICE BOARD
POLICEMEN'S ANNUITY AND BENEFIT FUND BOARD OF TRUSTEES
PROPERTY TAX FAIRNESS BOARD
PUBLIC BUILDING COMMISSION
REGIONAL TRANSPORTATION AUTHORITY
RETIREE HEALTH BENEFITS COMMISSION
SISTER CITIES INTERNATIONAL PROGRAM BOARD OF DIRECTORS
SISTER CITIES: ACCRA COMMITTEE
SISTER CITIES: AMMAN COMMITTEE
SISTER CITIES: ATHENS COMMITTEE
SISTER CITIES: BELGRADE COMMITTEE
SISTER CITIES: BIRMINGHAM COMMITTEE
SISTER CITIES: BUSAN COMMITTEE
SISTER CITIES: CASABLANCA COMMITTEE
SISTER CITIES: CHINA COMMITTEE
SISTER CITIES: DELHI COMMITTEE
SISTER CITIES: DURBAN COMMITTEE
SISTER CITIES: GALWAY COMMITTEE
SISTER CITIES: GOTHENBURG COMMITTEE
SISTER CITIES: HAMBURG COMMITTEE
SISTER CITIES: HEALTH CARE COMMITTEE
SISTER CITIES: HUMANITARIAN COMMITTEE
SISTER CITIES: KYIV COMMITTEE
SISTER CITIES: LAHORE COMMITTEE
SISTER CITIES: LUCERNE COMMITTEE
SISTER CITIES: MEXICO CITY COMMITTEE
SISTER CITIES: MILAN COMMITTEE
SISTER CITIES: MOSCOW COMMITTEE
SISTER CITIES: OSAKA COMMITTEE
SISTER CITIES: PARIS COMMITTEE
SISTER CITIES: PETACH TIKVA COMMITTEE
SISTER CITIES: PRAGUE COMMITTEE
SISTER CITIES: TORONTO COMMITTEE
SISTER CITIES: VILNIUS COMMITTEE

SISTER CITIES: WARSAW COMMITTEE
SOUTHWEST HOME EQUITY COMMISSION I
SOUTHWEST HOME EQUITY COMMISSION II
SPORTS FACILITIES AUTHORITY BOARD, ILLINOIS
STANDARDS AND TESTS, COMMITTEE ON
STREETSCAPE ADVISORY COMMITTEE
TECHNOLOGY ADVISORS, MAYOR'S COUNCIL OF
TRANSIT BOARD, CHICAGO
URBAN OPPORTUNITY, CHICAGO COMMITTEE ON
WORKFORCE INVESTMENT BOARD, CHICAGO
WORKFORCE INVESTMENT COUNCIL, CHICAGO
WORLD BUSINESS CHICAGO
ZONING BOARD OF APPEALS

Name	ADVISORY COUNCIL ON ADMINISTRATIVE HEARINGS
Function	To ensure the continued development and improvement of the Department of Administrative Hearings and the City of Chicago's administrative hearings process.
Composition	Mayoral Appointments:10 Ex Officio Members:3 Other:0
City Council Approval	Not Required
Legal Authority	Executive Order 99-1
Term	Not specified
Department/Agency Liaison	Department of Administrative Hearings

Member Name	Term Expires	Appointed By
Brian L Crowe	No Expiration Date	Mayor
Kevin M Forde	No Expiration Date	Mayor
Honorable John A Fritchey	No Expiration Date	Mayor
Patricia Jackowiak	No Expiration Date	Ex Officio
Gordon B Nash, Jr	No Expiration Date	Mayor
William R Quinlan	No Expiration Date	Mayor
Maria N Saldana	No Expiration Date	Mayor
Steven Sheely	No Expiration Date	Ex Officio
Vacancy		Mayor
Vacancy		Mayor
Vacancy		Ex Officio
Vacancy		Mayor
Vacancy		Mayor

Name	ADVISORY COUNCIL ON AFRICAN AFFAIRS
Function	Works to address issues of discrimination that impact the African descendent community, and serves as a liaison between city government and the community.
Composition	Mayoral Appointments:21 Ex Officio Members:0 Other:0
City Council Approval	Required for Mayoral Appointments
Legal Authority	MUNICIPAL CODE OF CHICAGO, ART. XIV, SECTION 2-120-500 (E)
Term	3 Years
Department/Agency Liaison	Commission on Human Relations

Member Name	Term Expires	Appointed By
Patience Adigbli	07/01/2011	Mayor
Anghesom Atsbaha	07/01/2012	Mayor
Michael J Bracey	07/01/2011	Mayor
Asrat E Gmeskel	07/01/2012	Mayor
Laurence P Huntley	Continuing Appointment	Mayor
Andrea M Knowles	07/01/2012	Mayor
Kokouvi Mensah	07/01/2012	Mayor
Gregory B Nimpson	07/01/2013	Mayor
Dr. Jean P Oden	Continuing Appointment	Mayor
Haroon Rashid	07/01/2011	Mayor
Charles Smith	07/01/2012	Mayor
Michael E Towns	07/01/2012	Mayor
Ernest D Tucker	07/01/2011	Mayor
Peter Wawire	07/01/2012	Mayor
Vacancy		Mayor
Vacancy		Mayor
Vacancy		Mayor
Vacancy		Mayor
Vacancy		Mayor
Vacancy		Mayor
Vacancy		Mayor

Name	ADVISORY COUNCIL ON ARAB AFFAIRS
Function	Works to address issues of discrimination that impact the Arab community, and serves as a liaison between city government and the community.
Composition	Mayoral Appointments:21 Ex Officio Members:0 Other:0
City Council Approval	Required for Mayoral Appointments
Legal Authority	Municipal Code of Chicago, Section 2-120-500
Term	3 Years
Department/Agency Liaison	Commission on Human Relations

Member Name	Term Expires	Appointed By
Hanadi Abukhdeir	07/01/2013	Mayor
Roxane D Assaf	07/01/2011	Mayor
Diala Atassi	07/01/2011	Mayor
Darlene G Attiah	07/01/2013	Mayor
Saida M Callahan	Continuing Appointment	Mayor
Jihan Diab	Continuing Appointment	Mayor
Fadwa Hasan	Continuing Appointment	Mayor
Vacancy		Mayor
Vacancy		Mayor
Vacancy		Mayor
Vacancy		Mayor
Vacancy		Mayor
Vacancy		Mayor
Vacancy		Mayor
Vacancy		Mayor
Vacancy		Mayor
Vacancy		Mayor
Vacancy		Mayor
Vacancy		Mayor
Vacancy		Mayor
Vacancy		Mayor
Vacancy		Mayor

Name	ADVISORY COUNCIL ON ASIAN AFFAIRS
Function	Works to address issues of discrimination that impact the Asian community, and serves as a liaison between city government and the community.
Composition	Mayoral Appointments:21 Ex Officio Members:0 Other:0
City Council Approval	Required for Mayoral Appointments
Legal Authority	Municipal Code of Chicago, Section 2-120-500
Term	3 Years
Department/Agency Liaison	Commission on Human Relations

Member Name	Term Expires	Appointed By
Jatinder S Bedi	07/01/2011	Mayor
Dr. Myrna P Garcia	Continuing Appointment	Mayor
Bala R Ghimire	07/01/2013	Mayor
Vida Gosrisirikul	07/01/2013	Mayor
Arshad Javid	Continuing Appointment	Mayor
Amy F Kato	07/01/2012	Mayor
Yin Kean	07/01/2012	Mayor
M Hameedullah Khan	07/01/2012	Mayor
Denise L Lam	07/01/2011	Mayor
Ricky K Lam	07/01/2012	Mayor
Lynn K Oda	Continuing Appointment	Mayor
Don Sakamoto	07/01/2012	Mayor
Khamphoui Singvongsa	07/01/2012	Mayor
Martino Tangkar	07/01/2012	Mayor
Dr. Soo-Lyon Yon	07/01/2012	Mayor
Vacancy		Mayor
Vacancy		Mayor
Vacancy		Mayor
Vacancy		Mayor
Vacancy		Mayor
Vacancy		Mayor

Name	ADVISORY COUNCIL ON IMMIGRANT & REFUGEE AFFAIRS
Function	Works to address issues of discrimination that impact the immigrant and refugee community, and serves as a liaison between city government and the community.
Composition	Mayoral Appointments:21 Ex Officio Members:0 Other:0
City Council Approval	Required for Mayoral Appointments
Legal Authority	Municipal Code of Chicago, Section 2-120-500
Term	3 Years
Department/Agency Liaison	Commission on Human Relations

Member Name	Term Expires	Appointed By
Hussein M Affey	07/01/2012	Mayor
Dale T Asis	07/01/2011	Mayor
Nerma Bajramovic-Campara	07/01/2011	Mayor
Igor Boguslavsky	07/01/2011	Mayor
Joanna K Borowiec	Continuing Appointment	Mayor
Salvador A Cicero	07/01/2011	Mayor
Bindi J Desai-Lessing	07/01/2012	Mayor
Sonia C Gaete	07/01/2011	Mayor
Zalmay Gulzad	Continuing Appointment	Mayor
Azita M Mojarad	07/01/2013	Mayor
Befekadu T Retta	07/01/2013	Mayor
Mark A Rodriguez	07/01/2012	Mayor
Armend Sahatqija	Continuing Appointment	Mayor
Dr. Edwin B Silverman	07/01/2011	Mayor
Gabija Steponenaite	07/01/2011	Mayor
Vacancy		Mayor
Vacancy		Mayor
Vacancy		Mayor
Vacancy		Mayor
Vacancy		Mayor
Vacancy		Mayor

Name	ADVISORY COUNCIL ON LATINO AFFAIRS
Function	Works to address issues of discrimination that impact the Latino community, and serves as a liaison between city government and the community.
Composition	Mayoral Appointments:21 Ex Officio Members:0 Other:0
City Council Approval	Required for Mayoral Appointments
Legal Authority	Municipal Code of Chicago, Section 2-120-500
Term	3 Years
Department/Agency Liaison	Commission on Human Relations

Member Name	Term Expires	Appointed By
Pablo M Acosta	07/01/2012	Mayor
Martin Arteaga	07/01/2011	Mayor
Yolanda DeAnda	07/01/2013	Mayor
Rodolfo D Espinoza	07/01/2011	Mayor
Mark A Flores	07/01/2013	Mayor
Mario A Garcia, Jr	07/01/2011	Mayor
Victor H Garibay	07/01/2013	Mayor
Dr. Ana Gil-Garcia	07/01/2011	Mayor
Veronica M Loewy	07/01/2012	Mayor
Roberto Montano	07/01/2012	Mayor
Adriana B Morales	07/01/2012	Mayor
Stewart A Munoz	Continuing Appointment	Mayor
Rosalba Priego	07/01/2011	Mayor
Mirtha E Quintana-Toomey	07/01/2012	Mayor
Luz Maria Solis	07/01/2011	Mayor
Marlo I Valadez	07/01/2011	Mayor
Grant E Vitale	07/01/2013	Mayor
Vacancy		Mayor
Vacancy		Mayor
Vacancy		Mayor
Vacancy		Mayor

Name	ADVISORY COUNCIL ON LESBIAN, GAY, BISEXUAL AND TRANSGENDER ISSUES
Function	Works to address issues of discrimination that impact the LGTB community, and serves as a liaison between city government and the community.
Composition	Mayoral Appointments:21 Ex Officio Members:0 Other:0
City Council Approval	Required for Mayoral Appointments
Legal Authority	Municipal Code of Chicago, Section 2-120-500
Term	3 Years
Department/Agency Liaison	Commission on Human Relations

Member Name	Term Expires	Appointed By
Gaylon B Alcaraz	07/01/2011	Mayor
Katherine Ast	Continuing Appointment	Mayor
Aaron G Bowen	07/01/2011	Mayor
Robert P Castillo	07/01/2011	Mayor
Gary G Chichester	07/01/2011	Mayor
William B Kelley	07/01/2013	Mayor
Dr. Elizabeth Kelly	07/01/2013	Mayor
Honorable Deborah L Mell	07/01/2013	Mayor
John P Pennycuff	07/01/2013	Mayor
Lawrence E Perea	07/01/2011	Mayor
Lourdes M Rodriguez	07/01/2013	Mayor
Catherine J Sikora	07/01/2011	Mayor
Kevin G Smith	07/01/2011	Mayor
Rev. Kevin E Tindell	07/01/2013	Mayor
Adrian E Williams	Continuing Appointment	Mayor
Robert G Zuley	07/01/2013	Mayor
Vacancy		Mayor
Vacancy		Mayor
Vacancy		Mayor
Vacancy		Mayor
Vacancy		Mayor

Name	ADVISORY COUNCIL ON VETERANS' AFFAIRS
Function	Works to address issues of discrimination that impact the veteran's community, and serves as a liaison between city government and the community.
Composition	Mayoral Appointments:21 Ex Officio Members:0 Other:0
City Council Approval	Required for Mayoral Appointments
Legal Authority	Municipal Code of Chicago, Section 2-120-500
Term	3 Years
Department/Agency Liaison	Commission on Human Relations

Member Name	Term Expires	Appointed By
Ronald J Baltierra	07/01/2013	Mayor
John R Barry, Sr	07/01/2013	Mayor
Joseph R Bazil	07/01/2012	Mayor
Philip Chan	07/01/2012	Mayor
James C Darby	07/01/2013	Mayor
Dr. Jerry J Field	07/01/2011	Mayor
Robert M Malnik	07/01/2012	Mayor
Lucy D Martinez-Schallmoser	07/01/2011	Mayor
Roger A McGill	07/01/2012	Mayor
Samuel Miller, Jr	07/01/2012	Mayor
Le Anda E Murray	07/01/2012	Mayor
Eric Myers	07/01/2012	Mayor
Fred V Randazzo	07/01/2013	Mayor
Lizette Rhone	07/01/2012	Mayor
Kevin O Rushing	07/01/2013	Mayor
Carlos M Saladino	07/01/2011	Mayor
Theodore D Saunders	Continuing Appointment	Mayor
Mark Stroud, Jr	07/01/2011	Mayor
Katherine R West	07/01/2012	Mayor
Vacancy		Mayor
Vacancy		Mayor

Name	ADVISORY COUNCIL ON WOMEN
Function	Works to address issues of discrimination that impact women, and serves as a liaison between city government and the community.
Composition	Mayoral Appointments:21 Ex Officio Members:0 Other:0
City Council Approval	Required for Mayoral Appointments
Legal Authority	Municipal Code of Chicago, Section 2-120-500
Term	3 Years
Department/Agency Liaison	Commission on Human Relations

Member Name	Term Expires	Appointed By
Gemma B Allen	07/01/2011	Mayor
Jenny L Brandhorst	07/01/2011	Mayor
Sharon A Buchanan	07/01/2011	Mayor
Merri Dee	07/01/2013	Mayor
Kendra J Jackson	07/01/2013	Mayor
Bette J Nahas	07/01/2011	Mayor
Angela J Rogensues	07/01/2011	Mayor
Juanita Santillan	07/01/2011	Mayor
Antoinette P Taylor	07/01/2011	Mayor
Katherine M Tully	07/01/2011	Mayor
Dr. Linda B Walton-Todd	07/01/2011	Mayor
Cynthia M Washington	07/01/2012	Mayor
Jill Zwick	07/01/2013	Mayor
Vacancy		Mayor
Vacancy		Mayor
Vacancy		Mayor
Vacancy		Mayor
Vacancy		Mayor
Vacancy		Mayor
Vacancy		Mayor
Vacancy		Mayor

Name	AFFIRMATIVE ACTION ADVISORY BOARD
Function	To monitor and report on the participation of minority and women-owned businesses in public contracting.
Composition	Mayoral Appointments:8 Ex Officio Members:3 Other:0
City Council Approval	Required for Mayoral Appointments
Legal Authority	Municipal Code of Chicago, Section 2-92-510
Term	2 Years
Department/Agency Liaison	Department of Procurement Services

Member Name	Term Expires	Appointed By
Robert A Blackwell, Jr	Continuing Appointment	Mayor
Olga Camargo	Continuing Appointment	Mayor
Christine Chung Hurley	Continuing Appointment	Mayor
Omar A Duque	Continuing Appointment	Mayor
Michael J Faron	Continuing Appointment	Mayor
Alyse Hutchinson	Continuing Appointment	Ex Officio
Debra Jennings-Johnson	Continuing Appointment	Mayor
Wilbur C Milhouse, III	Continuing Appointment	Mayor
Hedy M Ratner	Continuing Appointment	Mayor
Jamie Rhee	Continuing Appointment	Ex Officio
Bobby L Ware	Continuing Appointment	Ex Officio

Name	ADVISORY COUNCIL ON AGING
Function	To provide counsel to the Department of Family and Support Services on issues and concerns pertaining to Chicago's senior citizens, and assist the Department with the planning and delivery of senior services.
Composition	Mayoral Appointments:Not Specified Ex Officio Members:0 Other:0
City Council Approval	Not Required
Legal Authority	Older Americans Act of 1965, Municipal Code of Chicago, Section 2-16-060
Term	Not specified
Department/Agency Liaison	Department of Family and Support Services

Member Name	Term Expires	Appointed By
Constantine Bacil	Continuing Appointment	Mayor
Carole Bialczak Goldman	Continuing Appointment	Mayor
Marian R Bond	Continuing Appointment	Mayor
Toshiko Doi	Continuing Appointment	Mayor
Dorothy Ferguson	Continuing Appointment	Mayor
Herta Fischer	Continuing Appointment	Mayor
Eva Glixon	Continuing Appointment	Mayor
Carmen Howard	Continuing Appointment	Mayor
Oralia Jacinto	Continuing Appointment	Mayor
Brenette D Jelks	Continuing Appointment	Mayor
Sister Lois McGovern	Continuing Appointment	Mayor
Dorothy McKinney	Continuing Appointment	Mayor
Marie C Perry	Continuing Appointment	Mayor
Jeff Piejak	Continuing Appointment	Mayor
David J Rogers	Continuing Appointment	Mayor
Jewel T Sims	Continuing Appointment	Mayor
Marie Sims	Continuing Appointment	Mayor
Eva Skowronski	Continuing Appointment	Mayor
Marjan Peter Staniec	Continuing Appointment	Mayor
Eileen P Sweeney	Continuing Appointment	Mayor
Phyllis Wade	Continuing Appointment	Mayor
Barbara J Washington	Continuing Appointment	Mayor
Evelyn Washington	Continuing Appointment	Mayor

Name	ANIMAL CARE AND CONTROL COMMISSION
Function	To serve as an advisory body to the Mayor and the Executive Director of the Animal Care and Control Commission and promulgate administrative policies and rules as are necessary to enforce the animal care and control ordinance.
Composition	Mayoral Appointments:9 Ex Officio Members:0 Other:0
City Council Approval	Not Required
Legal Authority	Municipal Code of Chicago, Chapter 7-12
Term	2 Years
Department/Agency Liaison	Animal Care and Control Commission

Member Name	Term Expires	Appointed By
Cynthia L Bathurst	05/25/2011	Mayor
Sandra Brode	05/25/2011	Mayor
Josie Cruz	05/25/2011	Mayor
Paula J Fasseas	Continuing Appointment	Mayor
Dr. Susan F Ferraro	Continuing Appointment	Mayor
Dr. Lester E Fisher	Continuing Appointment	Mayor
Charleen R Propsom	Continuing Appointment	Mayor
Dr. Kathleen Ritger	05/25/2011	Mayor
Diane Spyrka	05/25/2011	Mayor

Name	BOARD OF CRANE OPERATORS EXAMINERS
Function	To oversee the licensing and regulation of crane operators under the provisions of the Municipal Code of Chicago
Composition	Mayoral Appointments:4 Ex Officio Members:1 Other:0
City Council Approval	Not Required
Legal Authority	Municipal Code of Chicago, Section 2-116-250
Term	1 Year
Department/Agency Liaison	Department of Buildings

Member Name	Term Expires	Appointed By
William G Fennessey	Continuing Appointment	Mayor
Richard Monocchio	No Expiration Date	Ex Officio
Vacancy		Mayor
Vacancy		Mayor
Vacancy		Mayor

Name	BOARD OF EXAMINERS OF MASON CONTRACTORS
Function	To oversee the licensing and regulation of mason contractors under the provisions of the Municipal Code of Chicago.
Composition	Mayoral Appointments:2 Ex Officio Members:1 Other:0
City Council Approval	Required for Mayoral Appointments
Legal Authority	Municipal Code of Chicago, Section 2-116-130
Term	1 Year
Department/Agency Liaison	Department of Buildings

Member Name	Term Expires	Appointed By
Pete Marinopoulos	Continuing Appointment	Mayor
Richard Monocchio	No Expiration Date	Ex Officio
Vacancy		Mayor

Name	BOARD OF EXAMINERS OF PLUMBING CONTRACTORS
Function	To oversee the licensing and regulation of plumbing examiners under the provisions of the Municipal Code of Chicago.
Composition	Mayoral Appointments:2 Ex Officio Members:1 Other:0
City Council Approval	Not Required
Legal Authority	Municipal Code of Chicago, Section 2-116-070
Term	1 Year
Department/Agency Liaison	Department of Buildings

Member Name	Term Expires	Appointed By
Francis C Kennedy	Continuing Appointment	Mayor
Richard Monocchio	No Expiration Date	Ex Officio
Robert E Ryan, Sr	Continuing Appointment	Mayor

Name	BOARD OF EXAMINERS OF STATIONARY ENGINEERS
Function	To oversee the licensing and regulation of stationary engineers under the provisions of the Municipal Code of Chicago.
Composition	Mayoral Appointments:4 Ex Officio Members:1 Other:0
City Council Approval	Not Required
Legal Authority	Municipal Code of Chicago, Section 2-116-190
Term	1 Year
Department/Agency Liaison	Department of Buildings

Member Name	Term Expires	Appointed By
John H Dawson	Continuing Appointment	Mayor
William N Masterson	Continuing Appointment	Mayor
Richard Monocchio	No Expiration Date	Ex Officio
Debra E Sparling	Continuing Appointment	Mayor
Vacancy		Mayor

Name	BUILDING BOARD OF APPEALS
Function	To hear appeals of decisions of the Commissioner of the Department of Buildings.
Composition	Mayoral Appointments:9 Ex Officio Members:0 Other:0
City Council Approval	Required for Mayoral Appointments
Legal Authority	Municipal Code of Chicago, Section 13-24-010
Term	2 Years
Department/Agency Liaison	Department of Buildings

Member Name	Term Expires	Appointed By
Victor I Dziekiewicz	Continuing Appointment	Mayor
Elizabeth A Gallagher	04/21/2011	Mayor
Agustin Gomez-Leal	Continuing Appointment	Mayor
Linda L Mastandrea	10/31/2011	Mayor
Daniel Sih	Continuing Appointment	Mayor
Ramona Westbrook	Continuing Appointment	Mayor
Richard E Zulkey	04/21/2011	Mayor
Vacancy		Mayor
Vacancy		Mayor

Name	CABLE COMMISSION
Function	To regulate cable communications companies within the City of Chicago.
Composition	Mayoral Appointments:4 Ex Officio Members:1 Other:0
City Council Approval	Required for Mayoral Appointments
Legal Authority	Municipal Code of Chicago, Sections 4-280-420 & 4-280-440
Term	5 Years
Department/Agency Liaison	Department of Business Affairs and Consumer Protection

Member Name	Term Expires	Appointed By
Benjamin D Gibson	03/12/2015	Mayor
Avis Lavelle	03/12/2012	Mayor
Helen C Lee	03/12/2014	Mayor
Winston L Mardis	03/12/2013	Mayor
Norma I Reyes	No Expiration Date	Ex Officio

Name	CAPITAL IMPROVEMENT ADVISORY COMMITTEE
Function	To serve as an advisory body for the purpose of reviewing and making recommendations on the Capital Improvement Program.
Composition	Mayoral Appointments:15 Ex Officio Members:0 Other:0
City Council Approval	Not Required
Legal Authority	Executive Order 90-2
Term	2 Years
Department/Agency Liaison	Office of Budget and Management

Member Name	Term Expires	Appointed By
Herbert Berg	Continuing Appointment	Mayor
Joyce A Dyson	Continuing Appointment	Mayor
Leah Fox-Greenberg	Continuing Appointment	Mayor
Joanne S Gray	Continuing Appointment	Mayor
Robert Howard	Continuing Appointment	Mayor
Daryl C Jackson	Continuing Appointment	Mayor
Wallace E Johnson, Sr	Continuing Appointment	Mayor
Gregory Polman	Continuing Appointment	Mayor
Susanne C Schnell	Continuing Appointment	Mayor
Alice Segal	Continuing Appointment	Mayor
Dorothy J Williams	Continuing Appointment	Mayor
Frank J Williams	Continuing Appointment	Mayor
Vacancy		Mayor
Vacancy		Mayor
Vacancy		Mayor

Name	CHICAGO AREA HIV SERVICES PLANNING COUNCIL
Function	To assess needs for HIV/AIDS services, and evaluate how federal Ryan White PART A funds are disbursed to the community.
Composition	Mayoral Appointments:At least 52 Ex Officio Members:0 Other:0
City Council Approval	Not Required
Legal Authority	Ryan White Comprehensive AIDS RESOURCE (CARE) Act
Term	3 Years
Department/Agency Liaison	Department of Public Health

Member Name	Term Expires	Appointed By
Gloria Allen	Continuing Appointment	Mayor
Jose Balderas	03/01/2013	Mayor
Steven Barrera	03/01/2012	Mayor
Christopher Brown	03/01/2013	Mayor
Helena Bushong	03/01/2012	Mayor
Donald Byrth	Continuing Appointment	Mayor
Ida Byther-Smith	Continuing Appointment	Mayor
Deborah Carter	Continuing Appointment	Mayor
Wendy Courts	03/01/2013	Mayor
Leslie J Craig	03/01/2012	Mayor
John Davis	03/01/2012	Mayor
Jill Dispenza	03/01/2013	Mayor
Sean Dyer	Continuing Appointment	Mayor
Willie Fair	Continuing Appointment	Mayor
Lonnie Fulton	Continuing Appointment	Mayor
Ana H Galarza	Continuing Appointment	Mayor
Sanford Gaylord	03/01/2012	Mayor
Michael Grego	03/01/2013	Mayor
Winslow Hancock	03/01/2013	Mayor
Dia Hart	03/01/2012	Mayor
Kristin Hartsaw	03/01/2012	Mayor
Ricky Horton	03/01/2013	Mayor
George Hughes	03/01/2013	Mayor
Kevin D Johnson	03/01/2012	Mayor
Juliet Jones	03/01/2012	Mayor
Victor Jones	Continuing Appointment	Mayor

Linda Kasebier	No Expiration Date	Mayor
Don Knerr	03/01/2012	Mayor
Kat Mackenzie	03/01/2012	Mayor
Walter Maul	03/01/2012	Mayor
M.C. McKnight	03/01/2012	Mayor
Peter McLoyd	Continuing Appointment	Mayor
Joann Montes	03/01/2013	Mayor
Vincent Moorman	03/01/2012	Mayor
William Moran	Continuing Appointment	Mayor
Joy Pierre Morris	Continuing Appointment	Mayor
Tyrone Pittman	03/01/2013	Mayor
Valerie Richards	03/01/2012	Mayor
Octavia Richmond	03/01/2013	Mayor
Paula Sanchez	Continuing Appointment	Mayor
Darryl Sardin	03/01/2013	Mayor
Linsey Savage	Continuing Appointment	Mayor
Raymond Sousa	03/01/2012	Mayor
Clearance Thomas	03/01/2012	Mayor
Deborah Williams	Continuing Appointment	Mayor
Kenis Williams	03/01/2013	Mayor
Wanda Williams	03/01/2012	Mayor
Jeffrey Willoughby	03/01/2013	Mayor
Angela Wilson	Continuing Appointment	Mayor
Pamela Wrenn	Continuing Appointment	Mayor
Dorothy Yancy	03/01/2012	Mayor
Robert G Zuley	03/01/2012	Mayor

Name	CHICAGO DEVELOPMENT FUND ADVISORY BOARD
Function	To ensure the Chicago Community Development Fund maintains accountability to the low-income communities in the City of Chicago that are to benefit from investments made with New Markets Tax Credits.
Composition	Mayoral Appointments:8 Ex Officio Members:1 Other:0
City Council Approval	Required for Mayoral Appointments
Legal Authority	Ordinance enacted 7/27/2005
Term	2 Years
Department/Agency Liaison	Department of Housing and Economic Development

Member Name	Term Expires	Appointed By
James F Capraro	Continuing Appointment	Mayor
Angela C Hurlock	12/31/2011	Mayor
Rafael M Leon	12/31/2011	Mayor
Maxine V Mitchell	12/31/2011	Mayor
Andrew J Mooney	No Expiration Date	Ex Officio
Rev. Dr. Richard L Tolliver	12/31/2011	Mayor
Rev. Bruce Wellems	12/31/2011	Mayor
Stacie Young	12/31/2011	Mayor
Vacancy		Mayor

Name	CHICAGO DEVELOPMENT FUND BOARD OF DIRECTORS
Function	To govern the Chicago Development Fund, a Community Facilities corporation that provides capital to qualifying projects and businesses in low-income areas of the City of Chicago through the use of New Markets Tax Credits.
Composition	Mayoral Appointments:0 Ex Officio Members:7 Other:0
City Council Approval	Not Required
Legal Authority	Ordinance enacted 7/27/2005
Term	Ex Officio
Department/Agency Liaison	Department of Housing and Economic Development

Member Name	Term Expires	Appointed By
Honorable Carrie M Austin	No Expiration Date	Ex Officio
Honorable Edward M Burke	No Expiration Date	Ex Officio
Honorable Margaret Laurino	No Expiration Date	Ex Officio
Andrew J Mooney	No Expiration Date	Ex Officio
Eugene Munin	No Expiration Date	Ex Officio
Honorable Stephanie D Neely	No Expiration Date	Ex Officio
Gene Saffold	No Expiration Date	Ex Officio

Name	CHICAGO METROPOLITAN AGENCY FOR PLANNING
Function	To integrate the planning of transportation and land use in the seven counties of northeastern Illinois.
Composition	Mayoral Appointments:5 Ex Officio Members:0 Other:10
City Council Approval	Not Required
Legal Authority	70 ILCS 1707
Term	4 Years
Department/Agency Liaison	Chicago Metropolitan Agency for Planning

Member Name	Term Expires	Appointed By
Frank H Beal	07/01/2013	Mayor
Alan Bennett	Continuing Appointment	Other
Honorable Gerald Bennett	07/01/2011	Other
Susan M Campbell	07/01/2011	Mayor
Honorable Roger Claar	07/01/2013	Other
Joe Deal	07/01/2013	Mayor
Russell Hartigan	Continuing Appointment	Other
Honorable Elliott Hartstein	Continuing Appointment	Other
Honorable Al Larson	07/01/2011	Other
Honorable Marilyn Michelini	07/01/2011	Other
Raul I Raymundo	07/01/2013	Mayor
Honorable Rick Reinbold	07/01/2013	Other
Rae Rupp Srch	07/01/2011	Other
Honorable Dan Shea	Continuing Appointment	Other
Nigel F Telman	07/01/2011	Mayor

Name	CHICAGO PUBLIC LIBRARY BOARD
Function	As provided by statute and municipal ordinance, the Chicago Public Library has control and management of all matters pertaining to the Chicago Public Library system.
Composition	Mayoral Appointments:9 Ex Officio Members:0 Other:0
City Council Approval	Required for Mayoral Appointments
Legal Authority	75 ILCS 5/4-1; Municipal Code of Chicago, Section 2-64-020
Term	3 Years
Department/Agency Liaison	Chicago Public Library

Member Name	Term Expires	Appointed By
Cristina Benitez	06/30/2011	Mayor
Paul H Dykstra	06/30/2011	Mayor
Susan S Hassan	06/30/2013	Mayor
Mellody L Hobson	06/30/2012	Mayor
Judith C Rice	06/30/2012	Mayor
Cherryl T Thomas	06/30/2011	Mayor
Jayne Carr Thompson	06/30/2012	Mayor
Christopher P Valenti	06/30/2013	Mayor
Julia Zhu	06/30/2011	Mayor

Name	CHICAGO-GARY REGIONAL AIRPORT AUTHORITY
Function	To govern operations of the Gary-Chicago International Airport.
Composition	Mayoral Appointments:2 Ex Officio Members:8 Other:2
City Council Approval	Required for Mayoral Appointments
Legal Authority	Ordinance Enacted 4/15/95
Term	6 Years
Department/Agency Liaison	Department of Aviation

Member Name	Term Expires	Appointed By
Kyle Allen	No Expiration Date	Ex Officio
Ross Amundson	No Expiration Date	Ex Officio
Rosemarie S Andolino	No Expiration Date	Ex Officio
Elvin E Charity	Continuing Appointment	Mayor
Eduardo M Cotillas	12/31/2013	Mayor
Daniel Dumezich	No Expiration Date	Other
Mara S Georges	No Expiration Date	Ex Officio
Steven J Lux	No Expiration Date	Ex Officio
Ronier Scott	No Expiration Date	Ex Officio
Susan R Shea	No Expiration Date	Other
Silas C Wilkerson	No Expiration Date	Ex Officio
Nathaniel T Williams	No Expiration Date	Ex Officio

Name	CITY COLLEGES BOARD OF TRUSTEES
Function	To govern the City Colleges of Chicago, setting policies, governing operations, and charting the direction of current and future programs.
Composition	Mayoral Appointments:7 Ex Officio Members:0 Other:1
City Council Approval	Required for Mayoral Appointments
Legal Authority	110 ILCS 805/7-2
Term	3 Years
Department/Agency Liaison	City Colleges

Member Name	Term Expires	Appointed By
Martin Cabrera, Jr.	06/30/2012	Mayor
Gloria J Castillo	06/30/2011	Mayor
Nancy J Clawson	06/30/2012	Mayor
Gwendolyn Fulgern	04/16/2011	Other
Terry E Newman	06/30/2013	Mayor
Everett G Rand	06/30/2013	Mayor
Rev. Albert D Tyson, III	06/30/2012	Mayor
Vacancy		Mayor

Name	COMMUNITY DEVELOPMENT ADVISORY COMMITTEE
Function	To serve as advocate of the communities in Chicago for the establishment and maintenance of the Community Development Block Grant government-assisted programs and services.
Composition	Mayoral Appointments:45 Ex Officio Members:0 Other:0
City Council Approval	Not Required
Legal Authority	Federal regulations
Term	2 Years
Department/Agency Liaison	Office of Budget and Management

Member Name	Term Expires	Appointed By
Willa Allen	12/31/2011	Mayor
Bobbie Ball	12/31/2011	Mayor
Regina Banks	Continuing Appointment	Mayor
Kimberly Bares	Continuing Appointment	Mayor
John Bartlett	12/31/2011	Mayor
Kiley Bednar	Continuing Appointment	Mayor
Alfredo Calixto	12/31/2011	Mayor
Cheryl Calvin	Continuing Appointment	Mayor
Jerry Campbell	Continuing Appointment	Mayor
Larry D Dixon	Continuing Appointment	Mayor
Cecelia Drazek	12/31/2011	Mayor
Joyce Dugan	Continuing Appointment	Mayor
Annette Elmore	Continuing Appointment	Mayor
Victor H Garibay	Continuing Appointment	Mayor
Kenya Garrett Burnett	12/31/2011	Mayor
Toylce Green-Harris	Continuing Appointment	Mayor
Dr. Michael Heathfield	12/31/2011	Mayor
Dennis Hicks	Continuing Appointment	Mayor
Andrea Jamison	Continuing Appointment	Mayor
Lynn M Kardasz	12/31/2011	Mayor
Daniel P Loftus	12/31/2011	Mayor
Phyllis Logan	12/31/2011	Mayor
Dean T Maragos	Continuing Appointment	Mayor
Maureen T Martino	Continuing Appointment	Mayor
Dovetta McKee	Continuing Appointment	Mayor

Name	COMMUNITY DEVELOPMENT COMMISSION
Function	To review and recommend action to the City Council on the establishment of new Tax Increment Financing (TIF) districts, Redevelopment Area designations, and appointment of members to Community Conservation Councils. In addition, to review and recommend action on the sale of city-owned property located in TIF districts or redevelopment areas, and the provision of TIF financing to assist private redevelopment projects.
Composition	Mayoral Appointments:15 Ex Officio Members:0 Other:0
City Council Approval	Required for Mayoral Appointments
Legal Authority	Municipal Code of Chicago, Section 2-124-020(A)
Term	5 Years
Department/Agency Liaison	Department of Housing and Economic Development

Member Name	Term Expires	Appointed By
James A Bland	02/26/2012	Mayor
Marina Carrott	Continuing Appointment	Mayor
Margaret D Garner	02/26/2014	Mayor
Jacqueline Gomez	Continuing Appointment	Mayor
Laura Gerard Hassan	Continuing Appointment	Mayor
Anne Neri Kostiner	02/26/2014	Mayor
Lyle Logan	02/26/2015	Mayor
Sonya R Malunda	Continuing Appointment	Mayor
Clyde Martin, Sr	02/26/2015	Mayor
Ellen K Sahli	02/26/2012	Mayor
Jonathan J Stein	02/26/2015	Mayor
Dr. Lynn C Todman	02/26/2013	Mayor
Spruiell D White	02/26/2013	Mayor
Vacancy		Mayor
Vacancy		Mayor

Name	CHICAGO COMMUNITY LAND TRUST BOARD
Function	To govern the Chicago Community Land Trust.
Composition	Mayoral Appointments:up to 17 Ex Officio Members:1 Other:0
City Council Approval	Required for Mayoral Appointments
Legal Authority	Ordinance enacted on 1/11/2006
Term	2 Years
Department/Agency Liaison	Department of Housing and Economic Development

Member Name	Term Expires	Appointed By
Patricia Abrams	02/01/2013	Mayor
Joy Aruguete	02/01/2012	Mayor
Alicia M Berg	02/01/2013	Mayor
Bruce A Gottschall	02/01/2012	Mayor
William F Little	02/01/2012	Mayor
Rosanna A Marquez	02/01/2012	Mayor
Robert McGhee	02/01/2012	Mayor
Ofelia Navarro	02/01/2012	Mayor
Guacolda E Reyes	02/01/2013	Mayor
Ellen K Sahli	No Expiration Date	Ex Officio
Ernest R Sawyer	02/01/2013	Mayor
Valerie B Waller	02/01/2012	Mayor
Joseph A Williams	02/01/2013	Mayor
Dr. Marva E Williams	02/01/2013	Mayor

Name	COMMUTER RAIL SERVICE BOARD (METRA)
Function	To govern Metra, the commuter rail service division of the Regional Transportation Authority.
Composition	Mayoral Appointments:1 Ex Officio Members:0 Other:10
City Council Approval	Required for Mayoral Appointments
Legal Authority	70 ILCS 3615/3B.02
Term	4 Years
Department/Agency Liaison	Metra

Member Name	Term Expires	Appointed By
James V Dodge	06/30/2011	Other
Carole R Doris	06/30/2013	Other
Larry A Huggins	06/30/2012	Mayor
James C Labelle	03/31/2012	Other
Honorable Arlene Mulder	Continuing Appointment	Other
Edward W Paesel	06/30/2012	Other
Jack E Partelow	06/30/2013	Other
Willis E Pennington, Jr.	03/31/2012	Other
Jack Schaffer	Continuing Appointment	Other
Caryl J Van Overmeiren	03/31/2012	Other
William A Widmer, III	03/31/2012	Other

Name	CULTURAL AFFAIRS ADVISORY BOARD
Function	To advise the Commissioner of Cultural Affairs and Special Events on matters relating to the cultural affairs of the City of Chicago.
Composition	Mayoral Appointments:21 Ex Officio Members:0 Other:0
City Council Approval	Required for Mayoral Appointments
Legal Authority	Municipal Code of Chicago, Section 2-28-040
Term	3 Years
Department/Agency Liaison	Department of Cultural Affairs and Special Events

Member Name	Term Expires	Appointed By
Abena Brown	03/20/2013	Mayor
William C Campbell	03/20/2013	Mayor
Orbert C Davis	03/20/2012	Mayor
Amina J Dickerson	03/20/2011	Mayor
Peter W England	03/20/2012	Mayor
Barbara F Gaines	03/20/2013	Mayor
Judith R Kirshner	03/20/2011	Mayor
Gail C Moss	03/20/2011	Mayor
Willie K Moy	03/20/2012	Mayor
Thomas J Murphy	03/20/2011	Mayor
Bernard Sahlins	03/20/2012	Mayor
Rita Simo	03/20/2011	Mayor
Jackie E Taylor	03/20/2011	Mayor
Carlos E Tortolero	03/20/2013	Mayor
Geraldine de Haas	03/20/2012	Mayor
Vacancy		Mayor
Vacancy		Mayor
Vacancy		Mayor
Vacancy		Mayor
Vacancy		Mayor
Vacancy		Mayor

Name	DOMESTIC VIOLENCE ADVOCACY COORDINATING COUNCIL
Function	To serve as advisors to the City's efforts to address domestic violence.
Composition	Mayoral Appointments:Not Specified Ex Officio Members:0 Other:0
City Council Approval	Not Required
Legal Authority	U.S. Department of Justice, Office of Community Oriented Policing Services grant awarded in 1996.
Term	Not specified
Department/Agency Liaison	Department of Family and Support Services

Member Name	Term Expires	Appointed By
Crystal Bass-White	No Expiration Date	Mayor
Larry W Bennett	No Expiration Date	Mayor
Alzetta Bozeman-Martin	No Expiration Date	Mayor
Beatris Burgos	No Expiration Date	Mayor
Leticia Chavez	No Expiration Date	Mayor
Joyce M Coffee	No Expiration Date	Mayor
Wendy Cohen	No Expiration Date	Mayor
Dawn Dalton	No Expiration Date	Mayor
Sanjna Das	No Expiration Date	Mayor
Kathleen A Doherty	No Expiration Date	Mayor
Elizabeth Drapa	No Expiration Date	Mayor
Barbara Engel	No Expiration Date	Mayor
Jill A Geltmaker	No Expiration Date	Mayor
Christine George	No Expiration Date	Mayor
Honorable David E Haracz	No Expiration Date	Mayor
Margaret Holmes	No Expiration Date	Mayor
Honorable Moshe Jacobius	No Expiration Date	Mayor
Lynne Johnson	No Expiration Date	Mayor
Linda E Miller	No Expiration Date	Mayor
Linnea O'Neill	No Expiration Date	Mayor
Anne Parry	No Expiration Date	Mayor
Nisha Patel	No Expiration Date	Mayor
Maria Pesqueira	No Expiration Date	Mayor
Wendy Pollack	No Expiration Date	Mayor

Azim Ramelize	No Expiration Date	Mayor
Jody Raphael	No Expiration Date	Mayor
Kim Riordan	No Expiration Date	Mayor
Amy Rubin	No Expiration Date	Mayor
Paul Schewe	No Expiration Date	Mayor
Brenda T Thompson	No Expiration Date	Mayor
Denise Wolf-Markham	No Expiration Date	Mayor

Name	BOARD OF EDUCATION
Function	To govern the Chicago Public Schools, setting policies, governing operations, and charting the direction of current and future programs.
Composition	Mayoral Appointments:7 Ex Officio Members:0 Other:0
City Council Approval	Not Required
Legal Authority	105 ILCS 5/34-3
Term	4 Years
Department/Agency Liaison	Chicago Public Schools

Member Name	Term Expires	Appointed By
Norman R Bobins	Continuing Appointment	Mayor
Dr. Tariq H Butt	06/30/2011	Mayor
Alberto A Carrero, Jr	Continuing Appointment	Mayor
Peggy A Davis	06/30/2011	Mayor
Clare M Munana	Continuing Appointment	Mayor
Mary B Richardson-Lowry	06/30/2011	Mayor
Roxanne M Ward	06/30/2011	Mayor

Name	ELECTRICAL COMMISSION
Function	To recommend safe and practical standards and specifications for the installation, alteration and use of electrical equipment
Composition	Mayoral Appointments:5 Ex Officio Members:1 Other:0
City Council Approval	Required for Mayoral Appointments
Legal Authority	MUNICIPAL CODE OF CHICAGO, SECTION 2-120-050
Term	Not specified
Department/Agency Liaison	Department of Buildings

Member Name	Term Expires	Appointed By
Thomas L Adams	No Expiration Date	Mayor
William Bonaparte, Jr	No Expiration Date	Mayor
Richard Monocchio	No Expiration Date	Ex Officio
Harold C Ohde	No Expiration Date	Mayor
Asif U Rahman	No Expiration Date	Mayor
Vacancy		Mayor

Name	CHICAGO EMERGENCY TELEPHONE SYSTEM BOARD
Function	To plan the emergency telephone system and manage the Emergency Telephone System Fund.
Composition	Mayoral Appointments:5 Ex Officio Members:0 Other:0
City Council Approval	Required for Mayoral Appointments
Legal Authority	Municipal Code of Chicago, Chapter 3-64
Term	5 Years
Department/Agency Liaison	Office of Budget and Management

Member Name	Term Expires	Appointed By
William D Boyle	07/01/2013	Mayor
Michael E Callahan	07/01/2014	Mayor
Steve E Georgas	07/01/2012	Mayor
Eugene Munin	07/01/2015	Mayor
Martin E Ryczek	07/01/2011	Mayor

Name	BOARD OF ETHICS
Function	To administer and enforce the City of Chicago Governmental Ethics and Campaign Financing Ordinances.
Composition	Mayoral Appointments:7 Ex Officio Members:0 Other:0
City Council Approval	Required for Mayoral Appointments
Legal Authority	MUNICIPAL CODE OF CHICAGO, CHAPTER 2-156
Term	4 Years
Department/Agency Liaison	Board of Ethics

Member Name	Term Expires	Appointed By
Tiffany C Ingram	07/31/2011	Mayor
Eileen B Libby	07/31/2012	Mayor
Thomas J McCarthy	07/31/2013	Mayor
Brother Michael F Quirk	07/31/2014	Mayor
Miguel A Ruiz	07/31/2012	Mayor
Lisa M Taylor	07/31/2013	Mayor
Dr. John L Wilhelm	07/31/2014	Mayor

Name	MAYOR'S FASHION COUNCIL OF CHICAGO
Function	To advise on the development of a coordinated citywide plan to increase opportunities for the fashion industry.
Composition	Mayoral Appointments:Not Specified Ex Officio Members:0 Other:0
City Council Approval	Not Required
Term	Not specified
Department/Agency Liaison	Department of Cultural Affairs and Special Events

Member Name	Term Expires	Appointed By
Lee Allison	No Expiration Date	Mayor
Alice Berry	No Expiration Date	Mayor
Nick Cave	No Expiration Date	Mayor
Trideep Das	No Expiration Date	Mayor
Richard Dayhoff	No Expiration Date	Mayor
Susan Glick	No Expiration Date	Mayor
Beth Lambert	No Expiration Date	Mayor
Tracey Mayer	No Expiration Date	Mayor
Lara Miller	No Expiration Date	Mayor
Amy Olson	No Expiration Date	Mayor
Jeanne Ottenweller	No Expiration Date	Mayor
Barbara Samuels	No Expiration Date	Mayor
Andrea Schwartz	No Expiration Date	Mayor
Victoria Sinon	No Expiration Date	Mayor
Tricia Tunstall	No Expiration Date	Mayor
Tennille White	No Expiration Date	Mayor
Lee Allison	No Expiration Date	Mayor
Alice Berry	No Expiration Date	Mayor
Nick Cave	No Expiration Date	Mayor
Trideep Das	No Expiration Date	Mayor
Richard Dayhoff	No Expiration Date	Mayor

Name	FIREMEN'S ANNUITY & BENEFIT FUND BOARD OF TRUSTEES
Function	To govern the Firemen's Annuity and Benefit Fund of Chicago.
Composition	Mayoral Appointments:0 Ex Officio Members:4 Other:4
City Council Approval	Not Required
Legal Authority	40 ILCS 5/6-101
Term	3 Years
Department/Agency Liaison	Firemen's Annuity & Benefit Fund

Member Name	Term Expires	Appointed By
Walter Carlson	12/01/2011	Other
Honorable Miguel Del Valle	No Expiration Date	Ex Officio
Dan Fabrizio	12/01/2011	Other
Steven J Lux	No Expiration Date	Ex Officio
Anthony R Martin	Continuing Appointment	Other
Honorable Stephanie D Neely	No Expiration Date	Ex Officio
Michael J Shanahan	12/01/2012	Other
Charles Stewart III	No Expiration Date	Ex Officio

Name	BOARD OF HEALTH
Function	To formulate city health policies and regulations, in addition to advising the Commissioner of Health and the Mayor on health issues.
Composition	Mayoral Appointments:9 Ex Officio Members:0 Other:0
City Council Approval	Required for Mayoral Appointments
Legal Authority	Municipal Code of Chicago, Section 2-112-010
Term	Not specified
Department/Agency Liaison	Department of Public Health

Member Name	Term Expires	Appointed By
Dr. Carl C Bell	No Expiration Date	Mayor
Dr. Adele Joy Cobbs	No Expiration Date	Mayor
Dr. Melanie C Dreher	No Expiration Date	Mayor
Dr. Caswell A Evans, Jr	No Expiration Date	Mayor
Victor M Gonzalez	No Expiration Date	Mayor
Dr. Creasie F Hairston	No Expiration Date	Mayor
Dr. Carolyn C Lopez	No Expiration Date	Mayor
Dr. Steven K Rothschild	No Expiration Date	Mayor
Joseph B Starshak	No Expiration Date	Mayor

Name	CHICAGO HOUSING AUTHORITY BOARD OF COMMISSIONERS
Function	To govern the Chicago Housing Authority, setting policies, governing operations, and charting the direction of current and future programs.
Composition	Mayoral Appointments:10 Ex Officio Members:0 Other:0
City Council Approval	Required for Mayoral Appointments
Legal Authority	310 ILCS 10/3
Term	5 Years
Department/Agency Liaison	Chicago Housing Authority

Member Name	Term Expires	Appointed By
Hallie Amey	07/07/2014	Mayor
Deverra Beverly	07/07/2014	Mayor
Dr. Mildred Harris	07/07/2015	Mayor
Michael TJ Ivers	07/07/2011	Mayor
Myra D King	No Expiration Date	Mayor
Carlos Ponce	07/07/2011	Mayor
M Bridget Reidy	07/07/2013	Mayor
James Reynolds, Jr.	07/07/2015	Mayor
Sandra Young	07/07/2012	Mayor
Vacancy		Mayor

Name	COMMISSION ON HUMAN RELATIONS
Function	To enforce the Chicago Human Rights Ordinance and the Chicago Fair Housing Ordinance.
Composition	Mayoral Appointments:15 Ex Officio Members:8 Other:0
City Council Approval	Required for Mayoral Appointments
Legal Authority	Municipal Code of Chicago, Section 2-120-480
Term	3 Years
Department/Agency Liaison	Commission on Human Relations

Member Name	Term Expires	Appointed By
Mischelle Causey-Drake	07/01/2011	Mayor
Randall Doubet-King	07/01/2012	Mayor
Charles P Fischbach	07/01/2012	Mayor
Mark A Flores	No Expiration Date	Ex Officio
Dr. Wynetta A Frazier	07/01/2012	Mayor
Kendra J Jackson	No Expiration Date	Ex Officio
Dr. Elizabeth Kelly	No Expiration Date	Ex Officio
Denise L Lam	07/01/2011	Ex Officio
Samuel Miller, Jr	No Expiration Date	Ex Officio
Rev. Dr. Sid L Mohn	07/01/2012	Mayor
Dr. Farouk AW Mustafa	07/01/2011	Mayor
Joseph A Podlasek	Continuing Appointment	Mayor
Lucy Robles-Aquino	07/01/2011	Mayor
Rabbi Herman E Schaalman	07/01/2011	Mayor
Rouhy J Shalabi	07/01/2012	Mayor
Bernarda Shui-Hung Wong	Continuing Appointment	Mayor
Dr. Edwin B Silverman	No Expiration Date	Ex Officio
Audrena A Spence	Continuing Appointment	Mayor
Dana V Starks	07/01/2011	Mayor
Michael E Towns	No Expiration Date	Ex Officio
Jose A Velgara	Continuing Appointment	Mayor
Vacancy		Ex Officio
Vacancy		Mayor

Name	HUMAN RESOURCES BOARD
Function	To conduct hearings in instances of alleged misconduct by career service employees; and to preside over appeal hearings brought about by disciplinary action taken against employees by individual city departments.
Composition	Mayoral Appointments:3 Ex Officio Members:0 Other:0
City Council Approval	Required for Mayoral Appointments
Legal Authority	Municipal Code of Chicago, Chapter 2-74
Term	5 Years
Department/Agency Liaison	Department of Human Resources

Member Name	Term Expires	Appointed By
Rev. Lucius Hall	07/19/2013	Mayor
Enrico J Mirabelli	07/19/2014	Mayor
Don A Turner	07/19/2011	Mayor

Name	INDEPENDENT TRANSPORTATION NETWORK
Function	To govern ITN Chicago, a non-profit organization established to meet the transportation needs of Chicago's seniors and adults with visual impairment.
Composition	Mayoral Appointments:11 Ex Officio Members:3 Other:4
City Council Approval	Not Required
Legal Authority	Ordinance Enacted 4/11/2007
Term	Not specified
Department/Agency Liaison	Department of Family and Support Services

Member Name	Term Expires	Appointed By
Constantine Bacil	No Expiration Date	Mayor
John Camper	No Expiration Date	Mayor
Russ Carlson	No Expiration Date	Mayor
Dorothy Ferguson	No Expiration Date	Mayor
Joyce Gallagher	No Expiration Date	Ex Officio
Cheri Heramb	No Expiration Date	Mayor
Frances Kaleta	No Expiration Date	Other
Simone Mitchell-Peterson	No Expiration Date	Mayor
Kim Pavlock	No Expiration Date	Other
Joanne G Schwartzberg	No Expiration Date	Mayor
Edward Sheinin	No Expiration Date	Other
Leroy A Steinke	No Expiration Date	Mayor
Karen Tamley	No Expiration Date	Ex Officio
Yman Huang Vien	No Expiration Date	Mayor
Phyllis Wade	No Expiration Date	Mayor
Bobby L Ware	No Expiration Date	Ex Officio
Peg White	No Expiration Date	Other

Name	ILLINOIS INTERNATIONAL PORT DISTRICT BOARD
Function	To govern, develop, and maintain the facilities of the Illinois International Port District.
Composition	Mayoral Appointments:5 Ex Officio Members:0 Other:4
City Council Approval	Required for Mayoral Appointments
Legal Authority	70 ILCS 1810/12
Term	5 Years
Department/Agency Liaison	Illinois International Port District

Member Name	Term Expires	Appointed By
Rev. Daniel Alvarez, Sr	Continuing Appointment	Mayor
Charles R Bowen	Continuing Appointment	Mayor
William J Braasch	Continuing Appointment	Mayor
Bethany Del Galdo	06/01/2011	Other
Samuel L Evans, Jr	Continuing Appointment	Mayor
Terrence P Fitzmaurice	Continuing Appointment	Mayor
Paul C Jenkins	Continuing Appointment	Other
Dean T Maragos	Continuing Appointment	Other
Terrence J Sullivan	06/01/2014	Other

Name	ILLINOIS LABOR RELATIONS BOARD
Function	To regulate labor relations between public employers and employees.
Composition	Mayoral Appointments:1 Ex Officio Members:0 Other:5
City Council Approval	Not Required
Legal Authority	5 ILCS 315/5
Term	4 Years
Department/Agency Liaison	Illinois Labor Relations Board

Member Name	Term Expires	Appointed By
Charles E Anderson	Continuing Appointment	Other
Michael Coli	Continuing Appointment	Other
Michael J Hade	Continuing Appointment	Other
Jessica Kimbrough	Continuing Appointment	Other
Edward E Sadlowski	01/23/2012	Mayor
Al Washington	01/28/2013	Other
Jacalyn J Zimmerman	01/28/2012	Other

Name	LABORERS' & RETIREMENT BOARD EMPLOYEES' FUND BOARD OF TRUSTEES
Function	To govern the Laborers' & Retirement Board Employees' Fund.
Composition	Mayoral Appointments:0 Ex Officio Members:2 Other:5
City Council Approval	Not Required
Legal Authority	40 ILCS 5/11-181
Term	3 Years
Department/Agency Liaison	Laborers' and Retirement Board Employees' Annuity and Benefit Fund of Chicago

Member Name	Term Expires	Appointed By
Kenneth Cannata	Continuing Appointment	Other
Nicole Hayes	12/01/2013	Other
Carmen Iacullo	12/01/2011	Other
Charles V LoVerde, III	Continuing Appointment	Other
Steven J Lux	No Expiration Date	Ex Officio
Honorable Stephanie D Neely	No Expiration Date	Ex Officio
Gene Saffold	12/01/2012	Other

Name	COMMISSION ON CHICAGO LANDMARKS
Function	To recommend to the City Council that individual buildings, sites, objects, or entire districts be designated as Chicago landmarks; and to review proposals for the alteration, demolition, or new construction affecting individual landmarks or properties in landmark districts as part of the permit review process.
Composition	Mayoral Appointments:8 Ex Officio Members:2 Other:0
City Council Approval	Required for Mayoral Appointments
Legal Authority	Municipal Code of Chicago, Section 2-120-580
Term	4 Years
Department/Agency Liaison	Department of Housing and Economic Development

Member Name	Term Expires	Appointed By
John W Baird	03/11/2011	Mayor
Phyllis M Ellin	03/11/2011	Mayor
Yvette M Le Grand	03/11/2011	Mayor
Rafael M Leon	03/11/2011	Mayor
Andrew J Mooney	No Expiration Date	Ex Officio
Christopher R Reed	03/11/2011	Mayor
Patti A Scudiero	No Expiration Date	Ex Officio
Edward I Torrez	03/11/2011	Mayor
Benjamin H Weese	03/11/2011	Mayor
Ernest C Wong	03/11/2011	Mayor

Name	LENDING ADVISORY COMMITTEE
Function	To advise the Department of Housing and Economic Development on loan applications.
Composition	Mayoral Appointments: Not Specified Ex Officio Members:1 Other:0
City Council Approval	Not Required
Term	Not specified
Department/Agency Liaison	Department of Housing and Economic Development

Membership

Member Name	Term Expires	Appointed By
Pam Daniels-Halisi	No Expiration Date	Mayor
Edward S Goldman	No Expiration Date	Mayor
Anthony C Hawthorne	No Expiration Date	Mayor
James F McDonald	No Expiration Date	Ex Officio
Rhonda R McFarland	No Expiration Date	Mayor

Name	LICENSE APPEAL COMMISSION
Function	To serve as the immediate forum of appeal for suspensions, revocations, and fines imposed by the Department of Business Affairs and Consumer Protection against a liquor license holder, as well as appeals for denied liquor license applications, denied changes in management/ownership of an existing liquor license, and refusals of liquor license renewals.
Composition	Mayoral Appointments:1 Ex Officio Members:0 Other:2
City Council Approval	Required for Mayoral Appointments
Legal Authority	Illinois Liquor Control Act, 235 ILCS 5/7-8
Term	4 Years
Department/Agency Liaison	License Appeal Commission

Member Name	Term Expires	Appointed By
Dennis M Fleming	05/23/2011	Mayor
Stephen B Schnorf	Continuing Appointment	Other
Vacancy		Other

Name	BOARD OF LOCAL IMPROVEMENTS
Function	To oversee street infrastructure improvements necessitated by new development projects.
Composition	Mayoral Appointments:5 Ex Officio Members:0 Other:0
City Council Approval	Required for Mayoral Appointments
Legal Authority	Municipal Code of Chicago, Section 2-102-050
Term	Not specified
Department/Agency Liaison	Department of Transportation

Member Name	Term Expires	Appointed By
Linford Coleman, Sr	No Expiration Date	Mayor
Larry L Garnett	No Expiration Date	Mayor
George W Migala	No Expiration Date	Mayor
Fred A Moody	No Expiration Date	Mayor
Frank Pauley	No Expiration Date	Mayor

Name	LOW INCOME ENERGY ASSISTANCE POLICY COUNCIL
Function	To oversee the Illinois Low Income Heating & Energy Assistance Program, monitor energy assistance program administration, assist in developing regulations, and advise on level of support needed.
Composition	Mayoral Appointments: 3 Ex Officio Members:0 Other:17
City Council Approval	Not Required
Legal Authority	305 ILCS 20/5
Term	2 Years
Department/Agency Liaison	Illinois Department of Healthcare and Family Services

Member Name	Term Expires	Appointed By
Suzanne Malec-McKenna	Continuing Appointment	Mayor
Ellen K Sahli	Continuing Appointment	Mayor
Vacancy		Mayor

Name	CHICAGO LOW-INCOME HOUSING TRUST FUND BOARD
Function	To supervise the business of the Low-Income Housing Trust Fund, a non-profit organization established to provide Chicago's low-income residents with secure, safe, sound and affordable housing.
Composition	Mayoral Appointments:15 Ex Officio Members:0 Other:0
City Council Approval	Required for Mayoral Appointments
Legal Authority	Established in 1987 per Articles of Incorporation
Term	2 Years
Department/Agency Liaison	Department of Housing and Economic Development

Member Name	Term Expires	Appointed By
Deborah E Bennett	12/31/2011	Mayor
Malcolm Bush	12/31/2012	Mayor
Mary Ellen Caron	12/31/2011	Mayor
Michael M Chioros	12/31/2012	Mayor
Douglas C Dobmeyer	12/31/2012	Mayor
Sol A Flores	12/31/2011	Mayor
Lawrence E Grisham	12/31/2011	Mayor
Carl A Jenkins	12/31/2011	Mayor
Dana R Levenson	12/31/2012	Mayor
Thomas J McNulty	12/31/2012	Mayor
Gabriela Roman	12/31/2011	Mayor
Gene Saffold	12/31/2012	Mayor
Ellen K Sahli	12/31/2012	Mayor
Rodrigo A Sierra	12/31/2012	Mayor
Arloa B Sutter	12/31/2011	Mayor

Name	ILLINOIS MEDICAL DISTRICT COMMISSION
Function	To develop and manage the Illinois Medical District.
Composition	Mayoral Appointments:2 Ex Officio Members:0 Other:5
City Council Approval	Not Required
Legal Authority	70 ILCS 915/2
Term	5 Years
Department/Agency Liaison	Illinois Medical District Commission

Member Name	Term Expires	Appointed By
Dr. Leon Dingle, Jr	11/01/2011	Other
Larry M Doody	Continuing Appointment	Mayor
Meghan K Harte	06/30/2013	Mayor
Abraham C Morgan	Continuing Appointment	Other
Bob J Nash	Continuing Appointment	Other
John E Partelow	Continuing Appointment	Other
Dr. Kenneth D Schmidt	Continuing Appointment	Other

Name	METROPOLITAN PIER AND EXPOSITION AUTHORITY - INTERIM BOARD
Function	To promote, operate, and maintain fairs, expositions, meetings, and conventions in the Chicago metropolitan area and, in connection therewith, to construct, equip and maintain buildings for such purposes. The Authority is also responsible for the recreational, cultural, and commercial development of Navy Pier.
Composition	Mayoral Appointments:3 Ex Officio Members:0 Other:4
City Council Approval	Not Required
Legal Authority	70 ILCS 210/14 and 15, as amended by PA 96-898
Term	18 Months
Department/Agency Liaison	Metropolitan Pier and Exposition Authority

Member Name	Term Expires	Appointed By
Julian Green	11/01/2011	Mayor
Roger J Kiley, Jr.	11/01/2011	Mayor
Carmen Lonstein	11/01/2011	Other
David R Mosena	11/01/2011	Other
Sarah Nava Garvey	11/01/2011	Mayor
Ronald Powell	11/01/2011	Other
Larry R Rogers, Sr.	11/01/2011	Other

Name	MIDWAY NOISE COMPATIBILITY COMMISSION
Function	To develop and implement noise abatement programs to reduce the impact of jet noise for communities around Midway Airport.
Composition	Mayoral Appointments:10 Ex Officio Members:0 Other:9
City Council Approval	Not Required
Legal Authority	Ordinance enacted 2/7/96
Term	Not specified
Department/Agency Liaison	Department of Aviation

Member Name	Term Expires	Appointed By
Rosemarie S Andolino	No Expiration Date	Mayor
Thomas Baliga	No Expiration Date	Mayor
Honorable David Brady	No Expiration Date	Other
Gail Conwell	No Expiration Date	Mayor
Frank Damato	No Expiration Date	Other
Honorable Larry Dominick	No Expiration Date	Other
Honorable Christopher Getty	No Expiration Date	Other
Honorable Richard Grenvich	No Expiration Date	Other
Honorable Harry Klein	No Expiration Date	Other
Christopher Koczwarra	No Expiration Date	Mayor
Honorable Steve Landek	No Expiration Date	Other
Stan Lihosit	No Expiration Date	Mayor
Dr. Joseph Loduca	No Expiration Date	Mayor
Honorable Daniel O'Reilly	No Expiration Date	Other
Kenneth Pannaralla	No Expiration Date	Mayor
Anthony Philbin	No Expiration Date	Mayor
Samuel Rivers	No Expiration Date	Mayor
Honorable Joseph Strzelczyk	No Expiration Date	Other
Vacancy		Mayor

Name	MUNICIPAL EMPLOYEES' ANNUITY & BENEFIT FUND OF CHICAGO BOARD OF TRUSTEES
Function	To govern the Municipal Employees' Annuity and Benefit Fund of Chicago.
Composition	Mayoral Appointments:0 Ex Officio Members:2 Other:3
City Council Approval	Not Required
Legal Authority	40 ILCS 5/8-101
Term	3 Years
Department/Agency Liaison	Municipal Employees Annuity & Benefit Fund

Member Name	Term Expires	Appointed By
John K Gibson	11/30/2012	Other
Timothy Guest	11/30/2011	Other
Steven J Lux	No Expiration Date	Ex Officio
Joseph M Malatesta	Continuing Appointment	Other
Honorable Stephanie D Neely	No Expiration Date	Ex Officio

Name	NATURE & WILDLIFE ADVISORY COMMITTEE
Function	To advise on current issues that impact natural areas and the ongoing implementation of the Nature & Wildlife Plan.
Composition	Mayoral Appointments:Not Specified Ex Officio Members:6 Other:0
City Council Approval	Not Required
Term	2 Years
Department/Agency Liaison	Department of Environment

Member Name	Term Expires	Appointed By
Gerald W Adelman	Continuing Appointment	Mayor
Dr. Justin Borevitz	Continuing Appointment	Mayor
Dr. Joel S Brown	12/31/2011	Mayor
Suzanne Carlson	Continuing Appointment	Mayor
Kathy Dickhut	No Expiration Date	Ex Officio
Aaron Dumbaugh	No Expiration Date	Ex Officio
Martin Felsen	Continuing Appointment	Mayor
Cathy Geraghty	Continuing Appointment	Ex Officio
Dr. Liam Heneghan	Continuing Appointment	Mayor
Madiem Kawa	Continuing Appointment	Mayor
Joe Lill	Continuing Appointment	Mayor
John McCabe	12/31/2011	Mayor
Dr. Greg Mueller	Continuing Appointment	Mayor
Judy Pollock	Continuing Appointment	Mayor
Jill Riddell	12/31/2011	Mayor
Terry Schilling	Continuing Appointment	Mayor
Peggy Stewart	No Expiration Date	Ex Officio
Dr. Doug Stotz	Continuing Appointment	Mayor
Dr. Steve Thompson	12/31/2011	Mayor
Lyndon Valicenti	No Expiration Date	Ex Officio
Dr. Chris Whelan	Continuing Appointment	Mayor
Sean Wiedel	No Expiration Date	Ex Officio
Zhanna Yermakov	No Expiration Date	Mayor

Name	NEIGHBORSPACE BOARD OF DIRECTORS
Function	To govern NeighborSpace, a non-profit organization whose mission is to acquire and support the community based management of small parks, gardens, natural areas, river edges, and scenic landscapes in the City of Chicago for preservation, conservation, and educational public open space purposes.
Composition	Mayoral Appointments:2 Ex Officio Members:0 Other:14
City Council Approval	Not Required
Legal Authority	Intergovernmental Agreement authorized by ordinance on 3/26/96.
Term	2 Years
Department/Agency Liaison	Department of Environment and Department of Housing and Economic Development

Member Name	Term Expires	Appointed By
John W Baird	06/01/2012	Other
Alicia M Berg	06/01/2012	Other
Cynthia A Bergmann	06/01/2012	Other
Gia Biagi	06/01/2012	Other
Glenda Daniel	No Expiration Date	Ex Officio
Kathy Dickhut	No Expiration Date	Ex Officio
Cathy Geraghty	06/01/2012	Other
Dr. Shemuel Israel	06/01/2012	Other
Suzanne Malec-McKenna	Continuing Appointment	Mayor
Timothy J Mitchell	No Expiration Date	Ex Officio
Robert J Pickens	06/01/2011	Other
Arnold L Randall , Jr.	No Expiration Date	Ex Officio
Honorable Deborah Sims	06/01/2011	Other
Honorable Mary Ann Smith	Continuing Appointment	Mayor
Edward K Uhlir	06/01/2011	Other
Christy Webber	06/01/2011	Other
Vacancy		Mayor

Name	NORTH KENWOOD-OAKLAND CONSERVATION COMMUNITY COUNCIL
Function	To consult, assist, and advise the Department of Community Development in the preparation of the area's conservation plan.
Composition	Mayoral Appointments:15 Ex Officio Members:0 Other:0
City Council Approval	Not Required
Legal Authority	315 ILCS ACT 30/1-36
Term	3 Years
Department/Agency Liaison	Department of Housing and Economic Development

Member Name	Term Expires	Appointed By
Delores Buck	Continuing Appointment	Mayor
Jacqueline P Callery	Continuing Appointment	Mayor
Donna M Feaster	Continuing Appointment	Mayor
Katharyn F Houke-Smith	Continuing Appointment	Mayor
Melvin C Lewis	Continuing Appointment	Mayor
Sybil R Martin	Continuing Appointment	Mayor
Douglas L McKeever	Continuing Appointment	Mayor
Gladys J McKinney	Continuing Appointment	Mayor
Shirley J Newsome	Continuing Appointment	Mayor
Eric M Stackhouse	Continuing Appointment	Mayor
Vacancy		Mayor
Vacancy		Mayor
Vacancy		Mayor
Vacancy		Mayor
Vacancy		Mayor

Name	NORTHWEST HOME EQUITY COMMISSION
Function	To administer the Northwest Home Equity Program, a program established to guarantee the property value of the homes of participating members.
Composition	Mayoral Appointments:9 Ex Officio Members:0 Other:0
City Council Approval	Required for Mayoral Appointments
Legal Authority	65 ILCS 95/4
Term	3 Years
Department/Agency Liaison	Northwest Home Equity Assurance Program

Member Name	Term Expires	Appointed By
Thomas Bucaro	Continuing Appointment	Mayor
Robert J Bugielski	Continuing Appointment	Mayor
Daniel A Nix	Continuing Appointment	Mayor
Gregory J Ramel, Sr	Continuing Appointment	Mayor
Alma E Rivera	Continuing Appointment	Mayor
Karen A Rozanski	Continuing Appointment	Mayor
Ronald S Sak	06/28/2011	Mayor
Jane Sobczyk	Continuing Appointment	Mayor
Vernon L Vader	Continuing Appointment	Mayor

Name	PACE SUBURBAN BUS SERVICES BOARD OF DIRECTORS
Function	To govern Pace, the suburban bus division of the Regional Transportation Authority.
Composition	Mayoral Appointments:0 Ex Officio Members:1 Other:12
City Council Approval	Not Required
Legal Authority	70 ILCS 3615/3A.02
Term	City appointee is an Ex Officio member
Department/Agency Liaison	Pace Suburban Bus Services

Member Name	Term Expires	Appointed By
Honorable Kyle R Hastings	06/30/2013	Other
Richard A Kwasneski	06/30/2014	Other
Honorable Al Larson	06/30/2013	Other
Honorable Thomas D Marcucci	06/30/2014	Other
Frank C Mitchell	06/30/2014	Other
Honorable Anna Montana	06/30/2013	Other
Honorable Alan Nowaczyk	06/30/2013	Other
Honorable Jeffery D Schielke	06/30/2014	Other
Honorable Aaron T Shepley	06/30/2014	Other
Vernon T Squires	06/30/2013	Other
Karen Tamley	No Expiration Date	Ex Officio
Honorable Terry R Wells	06/30/2013	Other
Richard Welton	06/30/2014	Other

Name	CHICAGO PARK DISTRICT BOARD
Function	To govern the Chicago Park District, setting policies, governing operations, and charting the direction of current and future programs.
Composition	Mayoral Appointments:7 Ex Officio Members:0 Other:0
City Council Approval	Required for Mayoral Appointments
Legal Authority	70 ILCS 1505/3
Term	5 Years
Department/Agency Liaison	Chicago Park District

Member Name	Term Expires	Appointed By
Dr. M Scott Hanlon	04/25/2012	Mayor
Martin Laird Koldyke	04/25/2011	Mayor
Robert J Pickens	04/25/2014	Mayor
Juan R Rangel	06/30/2012	Mayor
Rouhy J Shalabi	06/30/2013	Mayor
Dr. Bryan S Traubert	04/25/2015	Mayor
Vacancy		Mayor

Name	PARKS & OPEN SPACES ADVISORY COMMITTEE
Function	To provide design review and feedback for best park and open-space design strategies.
Composition	Mayoral Appointments:Not Specified Ex Officio Members:3 Other:0
City Council Approval	Not Required
Term	2 Years
Department/Agency Liaison	Department of Environment

Member Name	Term Expires	Appointed By
Gia Biagi	No Expiration Date	Ex Officio
Richard Bumstead	Continuing Appointment	Mayor
Ron Daye	No Expiration Date	Ex Officio
Dirk Denison	Continuing Appointment	Mayor
Terry Guen	12/31/2011	Mayor
Drea Howenstein	Continuing Appointment	Mayor
Peter Kindel	12/31/2011	Mayor
Scott Mehaffey	No Expiration Date	Ex Officio
Peter Osler	Continuing Appointment	Mayor
James M Patchett	12/31/2011	Mayor
Peter Schaudt	12/31/2011	Mayor
Adam Schwerner	No Expiration Date	Ex Officio
Edward K Uhlir	12/31/2011	Mayor
Charlene Walsh	No Expiration Date	Ex Officio
Carol Yetken	Continuing Appointment	Mayor

Name	CHICAGO PLAN COMMISSION
Function	To approve, disapprove or defer any proposal by a public body or agency; to acquire, dispose, or change any real property within the territorial limits of the city; on the basis of whether or not the referral complies with the city's long range planning goals and objectives. The commission also reviews land use proposals in Tax Increment Finance Redevelopment Plans, Planned Developments, and Lakefront Preservation matters.
Composition	Mayoral Appointments:9 Ex Officio Members:14 Other:0
City Council Approval	Required for Mayoral Appointments
Legal Authority	Municipal Code of Chicago, Section 2-120-380
Term	5 Years
Department/Agency Liaison	Department of Housing and Economic Development

Member Name	Term Expires	Appointed By
Honorable Edward M Burke	No Expiration Date	Ex Officio
Honorable Richard M Daley	No Expiration Date	Ex Officio
Doris B Holleb	01/25/2015	Mayor
Honorable Margaret Laurino	No Expiration Date	Ex Officio
George W Migala	No Expiration Date	Ex Officio
Timothy J Mitchell	No Expiration Date	Ex Officio
Andrew J Mooney	No Expiration Date	Ex Officio
John H Nelson	Continuing Appointment	Mayor
Honorable Pat O'Connor	No Expiration Date	Ex Officio
Nancy A Pacher	01/25/2012	Mayor
Terry Peterson	No Expiration Date	Ex Officio
Patti A Scudiero	No Expiration Date	Ex Officio
Linda A Searl	Continuing Appointment	Mayor
Smita N Shah	01/25/2014	Mayor
Gracia M Shiffrin	Continuing Appointment	Mayor
Kevin E Slaughter	01/25/2015	Mayor
Honorable Mary Ann Smith	No Expiration Date	Ex Officio
Honorable Daniel S Solis	No Expiration Date	Ex Officio
Honorable Bernard L Stone	No Expiration Date	Ex Officio
Honorable Ray Suarez	No Expiration Date	Ex Officio
Bobby L Ware	No Expiration Date	Ex Officio
David M Weinstein	Continuing Appointment	Mayor
Vacancy		Mayor

Name	POLICE BOARD
Function	To oversee various matters of the Chicago Police Department, including: deciding disciplinary cases involving police officers and other department members and nominating candidates for Superintendent of Police.
Composition	Mayoral Appointments:9 Ex Officio Members:0 Other:0
City Council Approval	Required for Mayoral Appointments
Legal Authority	Municipal Code of Chicago, Section 2-84-020
Term	5 Years
Department/Agency Liaison	Police Board

Member Name	Term Expires	Appointed By
Melissa M Ballate	08/10/2012	Mayor
Demetrius E Carney	Continuing Appointment	Mayor
Scott J Davis	Continuing Appointment	Mayor
Ghian Foreman	08/10/2013	Mayor
Rita A Fry	08/10/2012	Mayor
Victor M Gonzalez	Continuing Appointment	Mayor
Rev. Johnny L Miller	Continuing Appointment	Mayor
Arthur J Smith, Sr	Continuing Appointment	Mayor
George M Velcich	Continuing Appointment	Mayor

Name	POLICEMEN'S ANNUITY AND BENEFIT FUND BOARD OF TRUSTEES
Function	To govern the Policemen's Annuity and Benefit Fund.
Composition	Mayoral Appointments:4 Ex Officio Members:0 Other:4
City Council Approval	Not Required
Legal Authority	40 ILCS 5/5-178
Term	3 Years
Department/Agency Liaison	Policemen's Annuity and Benefit Fund

Member Name	Term Expires	Appointed By
Michael A Conway	11/30/2012	Mayor
Kenneth A Hauser	11/30/2011	Other
Michael J Lazzaro	11/30/2012	Other
Steven J Lux	11/30/2011	Mayor
James P Maloney	11/30/2011	Other
Honorable Stephanie D Neely	11/30/2013	Mayor
Gene Saffold	11/30/2012	Mayor
Michael Shields	11/30/2012	Other

Name	PROPERTY TAX FAIRNESS BOARD
Function	To provide advice and assistance to the City in connection with intervention and proceedings before the Property Tax Appeal Board and the Cook County Board of Review.
Composition	Mayoral Appointments:3 Ex Officio Members:0 Other:0
City Council Approval	Not Required
Legal Authority	Executive Order 2002-4
Term	Not Specified
Department/Agency Liaison	Department of Law

Member Name	Term Expires	Appointed By
Mara S Georges	No Expiration Date	Mayor
Juan R Rangel	No Expiration Date	Mayor
Vacancy		Mayor

Name	PUBLIC BUILDING COMMISSION
Function	To maintain, acquire and build public buildings and facilities, including schools, libraries, parks and police and fire stations.
Composition	Mayoral Appointments:6 Ex Officio Members:0 Other:5
City Council Approval	Required for Mayoral Appointments
Legal Authority	50 ILCS 20/1; Municipal Code of Chicago, Section 2-140-010
Term	5 Years
Department/Agency Liaison	Public Building Commission

Member Name	Term Expires	Appointed By
Dr. Byron T Brazier	09/30/2014	Mayor
Martin Cabrera, Jr.	09/30/2015	Mayor
Adela M Cepeda	09/30/2014	Mayor
Honorable Richard M Daley	09/30/2011	Mayor
Dr. Robert B Donaldson, II	09/30/2012	Other
Honorable Toni Preckwinkle	09/30/2015	Other
Mary B Richardson-Lowry	09/30/2013	Other
Samuel Wm. Sax	09/30/2011	Mayor
Mariyana T Spyropoulos	09/30/2011	Other
Gerald M Sullivan	09/30/2012	Mayor
Dr. Bryan S Traubert	09/30/2013	Other

Name	REGIONAL TRANSPORTATION AUTHORITY
Function	To serve as the financial oversight and regional planning body for the three public transit operators in northeastern Illinois: the Chicago Transit Authority (CTA), Metra commuter rail and Pace suburban bus.
Composition	Mayoral Appointments:5 Ex Officio Members:0 Other:11
City Council Approval	Required for Mayoral Appointments
Legal Authority	70 ILCS 3615/3.01
Term	5 Years
Department/Agency Liaison	Regional Transportation Authority

Member Name	Term Expires	Appointed By
James Buchanan	07/01/2012	Mayor
Jan Carlson	04/15/2013	Other
William Coulson	06/30/2011	Other
Rev. L Tyrone Crider, Sr	04/01/2013	Other
Patrick Durante	Continuing Appointment	Other
Philip K Fuentes	07/01/2012	Mayor
John S Gates, Jr	06/30/2014	Other
Albert Jourdan	04/01/2013	Other
Dwight A Magalis	Continuing Appointment	Other
Andre Rice	05/14/2013	Mayor
Michael Rosenberg	07/01/2013	Mayor
J.D. Ross	04/01/2013	Other
Bishop Horace E Smith	06/30/2012	Mayor
Donald L Totten	06/30/2015	Other
Douglas M Troiani	Continuing Appointment	Other
Vacancy		Other

Name	RETIREE HEALTH BENEFITS COMMISSION
Function	To review proposed changes to retiree healthcare plans for years 2008-1013, and recommendations concerning retiree health benefits after July 1, 2013.
Composition	Mayoral Appointments:Not Specified Ex Officio Members:0 Other:0
City Council Approval	Not Required
Legal Authority	City of Chicago v. Korshak Settlement
Term	Not Specified
Department/Agency Liaison	Department of Finance

Member Name	Term Expires	Appointed By
Howard J Bolnick	No Expiration Date	Mayor
William K Borland	No Expiration Date	Mayor
James Capasso, Jr	No Expiration Date	Mayor
Steven J Lux	No Expiration Date	Mayor
Dan B Pikelny	No Expiration Date	Mayor
Barbara Smith	No Expiration Date	Mayor

Name	SISTER CITIES INTERNATIONAL PROGRAM BOARD OF DIRECTORS
Function	To provide leadership to develop, manage and coordinate programs and projects with Chicago's 28 international sister cities.
Composition	Mayoral Appointments:Not Specified Ex Officio Members:0 Other:0
City Council Approval	Not Required
Legal Authority	Executive Order 90-1
Term	Not Specified
Department/Agency Liaison	Department of Cultural Affairs and Special Events

Member Name	Term Expires	Appointed By
Rolf Achilles	No Expiration Date	Mayor
Robert S Acquaye	No Expiration Date	Mayor
Brett A August	No Expiration Date	Mayor
Stanley Balzekas, Jr	No Expiration Date	Mayor
Kathleen L Borland	No Expiration Date	Mayor
Dr. Tariq H Butt	No Expiration Date	Mayor
Raymond M Chin	No Expiration Date	Mayor
Geda Condit	No Expiration Date	Mayor
Edward J Dellin	No Expiration Date	Mayor
Marilyn R Diamond	No Expiration Date	Mayor
Vera Eliashevsky	No Expiration Date	Mayor
Marta Farion	No Expiration Date	Mayor
William D Gainer	No Expiration Date	Mayor
Camille P Julmy	No Expiration Date	Mayor
Demetrios L Kozonis	No Expiration Date	Mayor
Robert J Langlois	No Expiration Date	Mayor
Susan A Leonis	No Expiration Date	Mayor
Thaddeus J. Makarewicz	No Expiration Date	Mayor
Thomas H Miner	No Expiration Date	Mayor
Janet Murphy	No Expiration Date	Mayor
Yoko Noge-Dean	No Expiration Date	Mayor
Joerg Oberschmied	No Expiration Date	Mayor
Lynn J Osmond	No Expiration Date	Mayor

Nam H Paik	No Expiration Date	Mayor
Stephen R Quazzo	No Expiration Date	Mayor
Gerald J Roper	No Expiration Date	Mayor
Candice P Rosen	No Expiration Date	Mayor
Agneta Rosenberg	No Expiration Date	Mayor
Samuel C Scott, III	No Expiration Date	Mayor
Smita N Shah	No Expiration Date	Mayor
Daniel B Shure	No Expiration Date	Mayor
Alejandro Silva	No Expiration Date	Mayor
William A Spence	No Expiration Date	Mayor
Rupert Ward	No Expiration Date	Mayor
Paula Waters	No Expiration Date	Mayor

Name	SISTER CITIES: ACCRA COMMITTEE
Function	To develop and expand community, education and business partnerships between Chicago and its Sister City.
Composition	Mayoral Appointments:Not Specified Ex Officio Members:0 Other:0
City Council Approval	Not Required
Legal Authority	Executive Order 90-1
Term	Not Specified
Department/Agency Liaison	Department of Cultural Affairs and Special Events

Member Name	Term Expires	Appointed By
Robert S Acquaye	No Expiration Date	Mayor
Katey Assem	No Expiration Date	Mayor
Veronica Bedu-Addo	No Expiration Date	Mayor
Brenda Brooks	No Expiration Date	Mayor
Dr. Benet Deberry-Spence	No Expiration Date	Mayor
Dr. Virginia Delancey	No Expiration Date	Mayor
F Kweku Embil	No Expiration Date	Mayor
Ayesha S Hakeem	No Expiration Date	Mayor
Deborah Harrington	No Expiration Date	Mayor
Prince Kwame Kludjeson	No Expiration Date	Mayor
Kim E Lovely	No Expiration Date	Mayor
Sheelah Muhammad	No Expiration Date	Mayor
Andrew A Osafo	No Expiration Date	Mayor
Linda Quarshie	No Expiration Date	Mayor
Julian T Roberts	No Expiration Date	Mayor
John F Veal, Jr	No Expiration Date	Mayor
Barbara G Winston	No Expiration Date	Mayor

Name	SISTER CITIES: AMMAN COMMITTEE
Function	To develop and expand community, education and business partnerships between Chicago and its Sister City.
Composition	Mayoral Appointments:Not Specified Ex Officio Members:0 Other:0
City Council Approval	Not Required
Legal Authority	Executive Order 90-1
Term	Not Specified
Department/Agency Liaison	Department of Cultural Affairs and Special Events

Member Name	Term Expires	Appointed By
Dr. Kayed O Akkawi	No Expiration Date	Mayor
Khaled Akkawi	No Expiration Date	Mayor
Geda Condit	No Expiration Date	Mayor
Sana'a M Hussien	No Expiration Date	Mayor
Stephen R Quazzo	No Expiration Date	Mayor

Name	SISTER CITIES: ATHENS COMMITTEE
Function	To develop and expand community, education and business partnerships between Chicago and its Sister City.
Composition	Mayoral Appointments:Not Specified Ex Officio Members:0 Other:0
City Council Approval	Not Required
Legal Authority	Executive Order 90-1
Term	Not Specified
Department/Agency Liaison	Department of Cultural Affairs and Special Events

Member Name	Term Expires	Appointed By
James N Alexander	No Expiration Date	Mayor
Louis G Apostol	No Expiration Date	Mayor
James D Ascot	No Expiration Date	Mayor
Nicholas P Black	No Expiration Date	Mayor
James G Chronis	No Expiration Date	Mayor
Elena M Dimopoulos	No Expiration Date	Mayor
Victoria P Hallock	No Expiration Date	Mayor
Maria Hatzinakos-Litsas	No Expiration Date	Mayor
Cary Kalant	No Expiration Date	Mayor
George H Karzas	No Expiration Date	Mayor
Demetrios L Kozonis	No Expiration Date	Mayor
Angelo Loukas	No Expiration Date	Mayor
Tina Mangos	No Expiration Date	Mayor
Leonidas Marinakos	No Expiration Date	Mayor
Nicholas G Milissis	No Expiration Date	Mayor
John J Papanos	No Expiration Date	Mayor
Elaine Rackos	No Expiration Date	Mayor
Sotiris Rekoumis	No Expiration Date	Mayor
Larissa Rolley	No Expiration Date	Mayor
Jeannie N Romas	No Expiration Date	Mayor
Elena Spilioti	No Expiration Date	Mayor
Erika W Spyropoulos	No Expiration Date	Mayor
Mariyana T Spyropoulos	No Expiration Date	Mayor
Ted G Spyropoulos	No Expiration Date	Mayor
Margo P Theodore	No Expiration Date	Mayor

Name	SISTER CITIES: BELGRADE COMMITTEE
Function	To develop and expand community, education and business partnerships between Chicago and its Sister City.
Composition	Mayoral Appointments:Not Specified Ex Officio Members:0 Other:0
City Council Approval	Not Required
Legal Authority	Executive Order 90-1
Term	Not Specified
Department/Agency Liaison	Department of Cultural Affairs and Special Events

Member Name	Term Expires	Appointed By
Ivan Ciric	No Expiration Date	Mayor
Dr. Steven T Rosen	No Expiration Date	Mayor

Name	SISTER CITIES: BIRMINGHAM COMMITTEE
Function	To develop and expand community, education and business partnerships between Chicago and its Sister City.
Composition	Mayoral Appointments:Not Specified Ex Officio Members:0 Other:0
City Council Approval	Not Required
Legal Authority	Executive Order 90-1
Term	Not Specified
Department/Agency Liaison	Department of Cultural Affairs and Special Events

Member Name	Term Expires	Appointed By
Ellis M Goodman	No Expiration Date	Mayor
Sharon A Jaenel	No Expiration Date	Mayor
Alexander S Saunders	No Expiration Date	Mayor
Rupert Ward	No Expiration Date	Mayor

Name	SISTER CITIES: BUSAN COMMITTEE
Function	To develop and expand community, education and business partnerships between Chicago and its Sister City.
Composition	Mayoral Appointments:Not Specified Ex Officio Members:0 Other:0
City Council Approval	Not Required
Legal Authority	Executive Order 90-1
Term	Not Specified
Department/Agency Liaison	Department of Cultural Affairs and Special Events

Member Name	Term Expires	Appointed By
Younghee K Kang	No Expiration Date	Mayor
Nam H Paik	No Expiration Date	Mayor

Name	SISTER CITIES: CASABLANCA COMMITTEE
Function	To develop and expand community, education and business partnerships between Chicago and its Sister City.
Composition	Mayoral Appointments:Not Specified Ex Officio Members:0 Other:0
City Council Approval	Not Required
Legal Authority	Executive Order 90-1
Term	Not Specified
Department/Agency Liaison	Department of Cultural Affairs and Special Events

Member Name	Term Expires	Appointed By
Haytham Abu Zayd	No Expiration Date	Mayor
Judi Burnison	No Expiration Date	Mayor
Diane F Ciral	No Expiration Date	Mayor
Marilyn R Diamond	No Expiration Date	Mayor
Leslie Stone Douglass	No Expiration Date	Mayor
Ellen C Estrada	No Expiration Date	Mayor
Mimi Frankel	No Expiration Date	Mayor
Mohamed Guerraqui	No Expiration Date	Mayor
Jerome J Hausman	No Expiration Date	Mayor
Dr Katherin E Hoffman	No Expiration Date	Mayor
Paula R Kahn	No Expiration Date	Mayor
Janet Murphy	No Expiration Date	Mayor
Isobel H Neal	No Expiration Date	Mayor
Simon O'Rourke	No Expiration Date	Mayor
Dana D Rice	No Expiration Date	Mayor
Connie L Rivera	No Expiration Date	Mayor
Anne Roosevelt	No Expiration Date	Mayor
Juliet S Sorensen	No Expiration Date	Mayor
Vicki Vorreiter	No Expiration Date	Mayor

Name	SISTER CITIES: CHINA COMMITTEE
Function	To develop and expand community, education and business partnerships between Chicago and its Sister City.
Composition	Mayoral Appointments:Not Specified Ex Officio Members:0 Other:0
City Council Approval	Not Required
Legal Authority	Executive Order 90-1
Term	Not Specified
Department/Agency Liaison	Department of Cultural Affairs and Special Events

Member Name	Term Expires	Appointed By
David B Anderson	No Expiration Date	Mayor
Jon B Anderson	No Expiration Date	Mayor
Clark T Baurer	No Expiration Date	Mayor
Guy D Bouchet	No Expiration Date	Mayor
Hong L Brunner	No Expiration Date	Mayor
Emily T Chen	No Expiration Date	Mayor
Yeongfu Chen	No Expiration Date	Mayor
Raymond M Chin	No Expiration Date	Mayor
Ken Cordes	No Expiration Date	Mayor
Judy M Curry	No Expiration Date	Mayor
Robert A Davis, Jr	No Expiration Date	Mayor
Joy Yue Dong	No Expiration Date	Mayor
Theodore N Foss	No Expiration Date	Mayor
Elise D Glickman	No Expiration Date	Mayor
Louis B Goldman	No Expiration Date	Mayor
Philip Groves	No Expiration Date	Mayor
Terry Guen	No Expiration Date	Mayor
Jenny Guo	No Expiration Date	Mayor
Donald J Hackl	No Expiration Date	Mayor
Elizabeth Harrington-Lynch	No Expiration Date	Mayor
Lyric Merrie Hughes	No Expiration Date	Mayor
Meladee Hughes	No Expiration Date	Mayor
Dr. Olga Ivanov	No Expiration Date	Mayor
Penny N Kendall	No Expiration Date	Mayor

Louise Moreland Kern	No Expiration Date	Mayor
Thomas P Kerwin	No Expiration Date	Mayor
Jan V Kostner	No Expiration Date	Mayor
Jennifer H Kwong	No Expiration Date	Mayor
Chunlin Leonhard	No Expiration Date	Mayor
Alan W Lepp	No Expiration Date	Mayor
Bill Liu	No Expiration Date	Mayor
Barbara A Mallon	No Expiration Date	Mayor
Scott W Markman	No Expiration Date	Mayor
Doreen H Michelini	No Expiration Date	Mayor
Dr. J Michael Millis	No Expiration Date	Mayor
James D O'Connell	No Expiration Date	Mayor
Elinor Pearlstein	No Expiration Date	Mayor
Mark A Rosenthal	No Expiration Date	Mayor
Bernarda Shui-Hung Wong	No Expiration Date	Mayor
Raymond J Spaeth II	No Expiration Date	Mayor
William A Spence	No Expiration Date	Mayor
Ted Strand	No Expiration Date	Mayor
Dr Rabi F Sulayman	No Expiration Date	Mayor
Zhong-Jun Tong	No Expiration Date	Mayor
Charles C Tseng	No Expiration Date	Mayor
Elena Valussi	No Expiration Date	Mayor
Sharon M Weinstein	No Expiration Date	Mayor
Elizabeth Weldon	No Expiration Date	Mayor
Emory Williams	No Expiration Date	Mayor
Linda B Yang	No Expiration Date	Mayor
Sara A Zhou-Eng	No Expiration Date	Mayor
Julia Zhu	No Expiration Date	Mayor

Name	SISTER CITIES: DELHI COMMITTEE
Function	To develop and expand community, education and business partnerships between Chicago and its Sister City.
Composition	Mayoral Appointments:Not Specified Ex Officio Members:0 Other:0
City Council Approval	Not Required
Legal Authority	Executive Order 90-1
Term	Not Specified
Department/Agency Liaison	Department of Cultural Affairs and Special Events

Member Name	Term Expires	Appointed By
Demetrius E Carney	No Expiration Date	Mayor
Nanci Cheberenchick	No Expiration Date	Mayor
Kevin J Conlon	No Expiration Date	Mayor
Tannia Goswami	No Expiration Date	Mayor
Kathleen S McCreary	No Expiration Date	Mayor
Dr. Ralph W Nicholas	No Expiration Date	Mayor
Jos Anthony Puthenveetil	No Expiration Date	Mayor
Dr. Padma Rangaswamy	No Expiration Date	Mayor
David M Roche	No Expiration Date	Mayor
Niranjan S Shah	No Expiration Date	Mayor
Smita N Shah	No Expiration Date	Mayor
Darryl Tom	No Expiration Date	Mayor

Name	SISTER CITIES: DURBAN COMMITTEE
Function	To develop and expand community, education and business partnerships between Chicago and its Sister City.
Composition	Mayoral Appointments:Not Specified Ex Officio Members:0 Other:0
City Council Approval	Not Required
Legal Authority	Executive Order 90-1
Term	Not Specified
Department/Agency Liaison	Department of Cultural Affairs and Special Events

Member Name	Term Expires	Appointed By
Alvin Boutte, Jr	No Expiration Date	Mayor
Raymond M Cesca	No Expiration Date	Mayor
Samuel E Dyson	No Expiration Date	Mayor
William H Farley, Jr	No Expiration Date	Mayor
Joanna Flagler	No Expiration Date	Mayor
Regina S Fraser	No Expiration Date	Mayor
Edwin A Getz	No Expiration Date	Mayor
Joseph M Harrington	No Expiration Date	Mayor
Anthony R Licata	No Expiration Date	Mayor
James H Lowry	No Expiration Date	Mayor
Andre E Rooks	No Expiration Date	Mayor
Robert S Sevim	No Expiration Date	Mayor
Jeff Spitz	No Expiration Date	Mayor
Dr Salme H Steinberg	No Expiration Date	Mayor
Valerie C Wells	No Expiration Date	Mayor

Name	SISTER CITIES: GALWAY COMMITTEE
Function	To develop and expand community, education and business partnerships between Chicago and its Sister City.
Composition	Mayoral Appointments:Not Specified Ex Officio Members:0 Other:0
City Council Approval	Not Required
Legal Authority	Executive Order 90-1
Term	Not Specified
Department/Agency Liaison	Department of Cultural Affairs and Special Events

Member Name	Term Expires	Appointed By
Ann Bourke	No Expiration Date	Mayor
Edward Coffey	No Expiration Date	Mayor
Charles J Corrigan	No Expiration Date	Mayor
Paul A Dillon	No Expiration Date	Mayor
Kevin M Dolan	No Expiration Date	Mayor
Tom Donovan	No Expiration Date	Mayor
Donna Mulcahy Fitts	No Expiration Date	Mayor
Robert M Fitzgerald	No Expiration Date	Mayor
William D Gainer	No Expiration Date	Mayor
Colleen Grace	No Expiration Date	Mayor
Patrick J Hagan	No Expiration Date	Mayor
John David Hartigan	No Expiration Date	Mayor
Jack Hartman	No Expiration Date	Mayor
Honorable James M Houlihan	No Expiration Date	Mayor
Thomas C Hynes	No Expiration Date	Mayor
Austin Kelly	No Expiration Date	Mayor
Billy Lawless	No Expiration Date	Mayor
Karen M Mcmonagle	No Expiration Date	Mayor
Anthony J Mourek	No Expiration Date	Mayor
Karole Schafer Mourek	No Expiration Date	Mayor
Maura Erin O'Brien	No Expiration Date	Mayor
Gerald O'Connor	No Expiration Date	Mayor
Mary Pat Lyons O'Connor	No Expiration Date	Mayor
Brian J O'Dea	No Expiration Date	Mayor
Paul B O'Kelly	No Expiration Date	Mayor

Cynthia G Resser	No Expiration Date	Mayor
David B Wheeler	No Expiration Date	Mayor
John Patrick Wrenn	No Expiration Date	Mayor

Name	SISTER CITIES: GOTHENBURG COMMITTEE
Function	To develop and expand community, education and business partnerships between Chicago and its Sister City.
Composition	Mayoral Appointments:Not Specified Ex Officio Members:0 Other:0
City Council Approval	Not Required
Legal Authority	Executive Order 90-1
Term	Not Specified
Department/Agency Liaison	Department of Cultural Affairs and Special Events

Member Name	Term Expires	Appointed By
Donald M Ahlm	No Expiration Date	Mayor
Anna-Clara W Campbell	No Expiration Date	Mayor
Samantha Newport	No Expiration Date	Mayor
Dr. Philip R O'Connor	No Expiration Date	Mayor
Gillian Power	No Expiration Date	Mayor
Agneta Rosenberg	No Expiration Date	Mayor
Kerstin U Schultz	No Expiration Date	Mayor

Name	SISTER CITIES: HAMBURG COMMITTEE
Function	To develop and expand community, education and business partnerships between Chicago and its Sister City.
Composition	Mayoral Appointments:Not Specified Ex Officio Members:0 Other:0
City Council Approval	Not Required
Legal Authority	Executive Order 90-1
Term	Not Specified
Department/Agency Liaison	Department of Cultural Affairs and Special Events

Member Name	Term Expires	Appointed By
Rolf Achilles	No Expiration Date	Mayor
Gerhard M Baass	No Expiration Date	Mayor
Andrew R Beckenhauer	No Expiration Date	Mayor
Claudia A Becker	No Expiration Date	Mayor
Ambassador JD Bindenagel	No Expiration Date	Mayor
Kirsten F Brandt	No Expiration Date	Mayor
Dr. Lowell W Culver	No Expiration Date	Mayor
Maria Davies	No Expiration Date	Mayor
Dieter Klagge	No Expiration Date	Mayor
Johann C Lichtenfeld	No Expiration Date	Mayor
Erma Medgyesy	No Expiration Date	Mayor
Doris North-Schulte	No Expiration Date	Mayor
Kavita C Soni	No Expiration Date	Mayor
William J Stegeman	No Expiration Date	Mayor
Dr. Edward F Stuart	No Expiration Date	Mayor
Hartwig C Zakin	No Expiration Date	Mayor

Name	SISTER CITIES: HEALTH CARE COMMITTEE
Function	To focus on health care and medical initiatives throughout the network of Sister Cities.
Composition	Mayoral Appointments:Not Specified Ex Officio Members:0 Other:0
City Council Approval	Not Required
Legal Authority	Executive Order 90-1
Term	Not Specified
Department/Agency Liaison	Department of Cultural Affairs and Special Events

Member Name	Term Expires	Appointed By
Candice P Rosen	No Expiration Date	Mayor

Name	SISTER CITIES: HUMANITARIAN COMMITTEE
Function	To focus on humanitarian outreach throughout the network of Sister Cities.
Composition	Mayoral Appointments:Not Specified Ex Officio Members:0 Other:0
City Council Approval	Not Required
Legal Authority	Executive Order 90-1
Term	Not Specified
Department/Agency Liaison	Department of Cultural Affairs and Special Events

Member Name	Term Expires	Appointed By
Susan A Leonis	No Expiration Date	Mayor

Name	SISTER CITIES: KYIV COMMITTEE
Function	To develop and expand community, education and business partnerships between Chicago and its Sister City.
Composition	Mayoral Appointments:Not Specified Ex Officio Members:0 Other:0
City Council Approval	Not Required
Legal Authority	Executive Order 90-1
Term	Not Specified
Department/Agency Liaison	Department of Cultural Affairs and Special Events

Member Name	Term Expires	Appointed By
Vera Eliashevsky	No Expiration Date	Mayor
Ursula T Furrer	No Expiration Date	Mayor
Natalie A Jaresko	No Expiration Date	Mayor
Maria Klimchak	No Expiration Date	Mayor
Patricia Mackiw	No Expiration Date	Mayor
Motria Melnyk	No Expiration Date	Mayor
Myron W Panchuk	No Expiration Date	Mayor
Marsha Pender	No Expiration Date	Mayor
Dr. Michael Radnor	No Expiration Date	Mayor
Tanya N Skubiak	No Expiration Date	Mayor
Lida Truchly	No Expiration Date	Mayor
Bohdan Watral	No Expiration Date	Mayor

Name	SISTER CITIES: LAHORE COMMITTEE
Function	To develop and expand community, education and business partnerships between Chicago and its Sister City.
Composition	Mayoral Appointments:Not Specified Ex Officio Members:0 Other:0
City Council Approval	Not Required
Legal Authority	Executive Order 90-1
Term	Not Specified
Department/Agency Liaison	Department of Cultural Affairs and Special Events

Member Name	Term Expires	Appointed By
Dr. Tariq H Butt	No Expiration Date	Mayor
Tariq J Chaudhry	No Expiration Date	Mayor
Tariq G Malhance	No Expiration Date	Mayor

Name	SISTER CITIES: LUCERNE COMMITTEE
Function	To develop and expand community, education and business partnerships between Chicago and its Sister City.
Composition	Mayoral Appointments:Not Specified Ex Officio Members:0 Other:0
City Council Approval	Not Required
Legal Authority	Executive Order 90-1
Term	Not Specified
Department/Agency Liaison	Department of Cultural Affairs and Special Events

Member Name	Term Expires	Appointed By
Monique W Austin	No Expiration Date	Mayor
Samuel B Burckhardt	No Expiration Date	Mayor
Philip C Burton	No Expiration Date	Mayor
Michael Christ	No Expiration Date	Mayor
Sven E Feldmann	No Expiration Date	Mayor
Andre C Frieden	No Expiration Date	Mayor
Helene S Gardner	No Expiration Date	Mayor
Marla Powers Gibson	No Expiration Date	Mayor
Camille P Julmy	No Expiration Date	Mayor
David Kouidri	No Expiration Date	Mayor
Daniel W Lehr	No Expiration Date	Mayor
Joerg Oberschmied	No Expiration Date	Mayor
Martin Schlatter	No Expiration Date	Mayor
Werner Suter	No Expiration Date	Mayor
Margreth Truempi Martin	No Expiration Date	Mayor
Beatrice Weiss	No Expiration Date	Mayor

Name	SISTER CITIES: MEXICO CITY COMMITTEE
Function	To develop and expand community, education and business partnerships between Chicago and its Sister City.
Composition	Mayoral Appointments:Not Specified Ex Officio Members:0 Other:0
City Council Approval	Not Required
Legal Authority	Executive Order 90-1
Term	Not Specified
Department/Agency Liaison	Department of Cultural Affairs and Special Events

Member Name	Term Expires	Appointed By
Leroy Reyes Allala	No Expiration Date	Mayor
Armando M Almendarez	No Expiration Date	Mayor
Barbara Cunningham	No Expiration Date	Mayor
Leonard J Dominguez	No Expiration Date	Mayor
Theresa Gutierrez	No Expiration Date	Mayor
Juana Guzman	No Expiration Date	Mayor
Friedrich Katz	No Expiration Date	Mayor
Laurel Lipkin	No Expiration Date	Mayor
F Miguel Noyola	No Expiration Date	Mayor
Rebecca Alvin Paredes	No Expiration Date	Mayor
Victoria Rafols-Brown	No Expiration Date	Mayor
Angel Antonio Rogerio	No Expiration Date	Mayor
Alejandro Silva	No Expiration Date	Mayor
Carlos E Tortolero	No Expiration Date	Mayor
Zandra Zuno	No Expiration Date	Mayor

Name	SISTER CITIES: MILAN COMMITTEE
Function	To develop and expand community, education and business partnerships between Chicago and its Sister City.
Composition	Mayoral Appointments:Not Specified Ex Officio Members:0 Other:0
City Council Approval	Not Required
Legal Authority	Executive Order 90-1
Term	Not Specified
Department/Agency Liaison	Department of Cultural Affairs and Special Events

Member Name	Term Expires	Appointed By
Dr. Joseph J Amato	No Expiration Date	Mayor
Arvedo Arvedi	No Expiration Date	Mayor
Mary A Barnicle	No Expiration Date	Mayor
Dominic Di Frisco	No Expiration Date	Mayor
Christina Gilberti	No Expiration Date	Mayor
Frances J Harth	No Expiration Date	Mayor
Maureen L Jenkins	No Expiration Date	Mayor
Tony Macaluso	No Expiration Date	Mayor
Dr. Edward H Mazur	No Expiration Date	Mayor
Myrna H Mazur	No Expiration Date	Mayor
Margaret O Metcalf	No Expiration Date	Mayor
Lauren E Mistretta	No Expiration Date	Mayor
Annamaria Pastore	No Expiration Date	Mayor
Pamela Rocco	No Expiration Date	Mayor
Linda Schain	No Expiration Date	Mayor
Caroline O Shoenberger	No Expiration Date	Mayor
Courtney A Thompson	No Expiration Date	Mayor
Paula Waters	No Expiration Date	Mayor

Name	SISTER CITIES: MOSCOW COMMITTEE
Function	To develop and expand community, education and business partnerships between Chicago and its Sister City.
Composition	Mayoral Appointments:Not Specified Ex Officio Members:0 Other:0
City Council Approval	Not Required
Legal Authority	Executive Order 90-1
Term	Not Specified
Department/Agency Liaison	Department of Cultural Affairs and Special Events

Member Name	Term Expires	Appointed By
Mikhail Borun	No Expiration Date	Mayor
Natasha Cordt	No Expiration Date	Mayor
Alla Dekhtyar	No Expiration Date	Mayor
Aleksandra Efimova	No Expiration Date	Mayor
Dr. Amy B Hull	No Expiration Date	Mayor
Frederick Kaegi	No Expiration Date	Mayor
Dmitri V Karimov	No Expiration Date	Mayor
Ilona Kreynis	No Expiration Date	Mayor
Anna A Krupnova	No Expiration Date	Mayor
Nadja Krylov	No Expiration Date	Mayor
Dr. Marina A Kuzentsova	No Expiration Date	Mayor
Robert J Langlois	No Expiration Date	Mayor
Gary Light	No Expiration Date	Mayor
Margaret I McLaren	No Expiration Date	Mayor
Anna M Panchenko	No Expiration Date	Mayor
Michael Parfenoff	No Expiration Date	Mayor
William F Raffeld	No Expiration Date	Mayor
Philip Simmons	No Expiration Date	Mayor
Inna Suvorov	No Expiration Date	Mayor
Carl A Swanson	No Expiration Date	Mayor
Helen Teplitskaia	No Expiration Date	Mayor

Name	SISTER CITIES: OSAKA COMMITTEE
Function	To develop and expand community, education and business partnerships between Chicago and its Sister City.
Composition	Mayoral Appointments:Not Specified Ex Officio Members:0 Other:0
City Council Approval	Not Required
Legal Authority	Executive Order 90-1
Term	Not Specified
Department/Agency Liaison	Department of Cultural Affairs and Special Events

Member Name	Term Expires	Appointed By
Dr. Matthew Adkins	No Expiration Date	Mayor
Xian Barrett	No Expiration Date	Mayor
Timothy J Hill	No Expiration Date	Mayor
Carol R Kimmel	No Expiration Date	Mayor
Naoko "Nina" Lerner	No Expiration Date	Mayor
Martha B Litas	No Expiration Date	Mayor
James Vincent Morganelli	No Expiration Date	Mayor
Faith A Mulvihill	No Expiration Date	Mayor
Yoko Noge-Dean	No Expiration Date	Mayor
Ufuoma E Otu	No Expiration Date	Mayor
Peter I Oyama	No Expiration Date	Mayor
Steve Plunkett	No Expiration Date	Mayor
Judi L Rogers	No Expiration Date	Mayor
Patrick P Shannon	No Expiration Date	Mayor
Jeffrey J Sriver	No Expiration Date	Mayor
Robert S Takagi	No Expiration Date	Mayor

Name	SISTER CITIES: PARIS COMMITTEE
Function	To develop and expand community, education and business partnerships between Chicago and its Sister City.
Composition	Mayoral Appointments:Not Specified Ex Officio Members:0 Other:0
City Council Approval	Not Required
Legal Authority	Executive Order 90-1
Term	Not Specified
Department/Agency Liaison	Department of Cultural Affairs and Special Events

Member Name	Term Expires	Appointed By
Holly H Agra	No Expiration Date	Mayor
Elysabeth Alfano	No Expiration Date	Mayor
Brett A August	No Expiration Date	Mayor
John R Carroll	No Expiration Date	Mayor
Donna Chen	No Expiration Date	Mayor
Matthew F Davis	No Expiration Date	Mayor
Francoise Friedman	No Expiration Date	Mayor
Barbara Glass	No Expiration Date	Mayor
Dr. Allen I Goldberg	No Expiration Date	Mayor
Gail Guggenheim	No Expiration Date	Mayor
Anne Hebert	No Expiration Date	Mayor
Rochelle Kopp	No Expiration Date	Mayor
Matthew J Lagod	No Expiration Date	Mayor
Averill Leviton	No Expiration Date	Mayor
Marnice S Lewis	No Expiration Date	Mayor
Reid Henri Lewis	No Expiration Date	Mayor
Dr. Beverly J Livingston	No Expiration Date	Mayor
Rebecca Moschorak	No Expiration Date	Mayor
Clare M Munana	No Expiration Date	Mayor
Lauren R Noll	No Expiration Date	Mayor
Carol Parden	No Expiration Date	Mayor
David Reithoffer	No Expiration Date	Mayor
Mary-Marie T Robinson	No Expiration Date	Mayor
Francine Saltoun	No Expiration Date	Mayor
Nancy Slichenmyer	No Expiration Date	Mayor

Stephanie A Sutton	No Expiration Date	Mayor
Dr. Andrew J Tinich	No Expiration Date	Mayor

Name	SISTER CITIES: PETACH TIKVA COMMITTEE
Function	To develop and expand community, education and business partnerships between Chicago and its Sister City.
Composition	Mayoral Appointments:Not Specified Ex Officio Members:0 Other:0
City Council Approval	Not Required
Legal Authority	Executive Order 90-1
Term	Not Specified
Department/Agency Liaison	Department of Cultural Affairs and Special Events

Member Name	Term Expires	Appointed By
Steven L Baron	No Expiration Date	Mayor
Elaine S Fox	No Expiration Date	Mayor
Morris A Fred	No Expiration Date	Mayor
David A Kipper	No Expiration Date	Mayor
Michael C Kotzin	No Expiration Date	Mayor
Michal S Lerner	No Expiration Date	Mayor
Daniel H Lichtenstein	No Expiration Date	Mayor
Michael R Schmitt	No Expiration Date	Mayor
Brody A Schopf	No Expiration Date	Mayor
Daniel B Shure	No Expiration Date	Mayor
Daniel Teinowitz	No Expiration Date	Mayor

Name	SISTER CITIES: PRAGUE COMMITTEE
Function	To develop and expand community, education and business partnerships between Chicago and its Sister City.
Composition	Mayoral Appointments:Not Specified Ex Officio Members:0 Other:0
City Council Approval	Not Required
Legal Authority	Executive Order 90-1
Term	Not Specified
Department/Agency Liaison	Department of Cultural Affairs and Special Events

Member Name	Term Expires	Appointed By
Veronika H Balingit	No Expiration Date	Mayor
Dagmar Bradac	No Expiration Date	Mayor
Irena Cajkova	No Expiration Date	Mayor
Raymond G Capek	No Expiration Date	Mayor
Edward J Dellin	No Expiration Date	Mayor
George T Drost	No Expiration Date	Mayor
Linda Flores	No Expiration Date	Mayor
Barbara J Hoffman	No Expiration Date	Mayor
Ivana Ingram	No Expiration Date	Mayor
Dr John J Kyncl	No Expiration Date	Mayor
Otto J Masek	No Expiration Date	Mayor
Judith W Munson	No Expiration Date	Mayor
Lester Munson	No Expiration Date	Mayor
Joseph F Vosicky, Jr	No Expiration Date	Mayor

Name	SISTER CITIES: TORONTO COMMITTEE
Function	To develop and expand community, education and business partnerships between Chicago and its Sister City.
Composition	Mayoral Appointments:Not Specified Ex Officio Members:0 Other:0
City Council Approval	Not Required
Legal Authority	Executive Order 90-1
Term	Not Specified
Department/Agency Liaison	Department of Cultural Affairs and Special Events

Member Name	Term Expires	Appointed By
Mari-Patricia Boughner	No Expiration Date	Mayor
Eric Hochstein	No Expiration Date	Mayor
Linda Loving	No Expiration Date	Mayor
Lynn J Osmond	No Expiration Date	Mayor
Marc S Schulman	No Expiration Date	Mayor

Name	SISTER CITIES: VILNIUS COMMITTEE
Function	To develop and expand community, education and business partnerships between Chicago and its Sister City.
Composition	Mayoral Appointments:Not Specified Ex Officio Members:0 Other:0
City Council Approval	Not Required
Legal Authority	Executive Order 90-1
Term	Not Specified
Department/Agency Liaison	Department of Cultural Affairs and Special Events

Member Name	Term Expires	Appointed By
Stanley Balzekas, Jr	No Expiration Date	Mayor

Name	SISTER CITIES: WARSAW COMMITTEE
Function	To develop and expand community, education and business partnerships between Chicago and its Sister City.
Composition	Mayoral Appointments:Not Specified Ex Officio Members:0 Other:0
City Council Approval	Not Required
Legal Authority	Executive Order 90-1
Term	Not Specified
Department/Agency Liaison	Department of Cultural Affairs and Special Events

Member Name	Term Expires	Appointed By
Halina L Bielowicz	No Expiration Date	Mayor
W Ted Chodorowski	No Expiration Date	Mayor
Mark A Chudzinski	No Expiration Date	Mayor
Bohdan Gorczynski	No Expiration Date	Mayor
Dr. Alex S Kurczaba	No Expiration Date	Mayor
Christine P Long	No Expiration Date	Mayor
Thaddeus J. Makarewicz	No Expiration Date	Mayor
Lewis F Matuszewich	No Expiration Date	Mayor
Dr. Aleksandra J Mazurek	No Expiration Date	Mayor
Dominic A Pacyga	No Expiration Date	Mayor
Sandra S Pikarski	No Expiration Date	Mayor
Raymond H Pruchnicki	No Expiration Date	Mayor
Agnes Ptasznik	No Expiration Date	Mayor
Margaret Wieczorek	No Expiration Date	Mayor

Name	SOUTHWEST HOME EQUITY COMMISSION I
Function	To administer the Southwest Home Equity Assurance Program, a program established to guarantee the property value of the homes of participating members.
Composition	Mayoral Appointments:9 Ex Officio Members:0 Other:0
City Council Approval	Required for Mayoral Appointments
Legal Authority	65 ILCS 95/4
Term	3 Years
Department/Agency Liaison	Chicago Southwest Home Equity Assurance Program

Member Name	Term Expires	Appointed By
James F Capraro	Continuing Appointment	Mayor
Anita M Cummings	Continuing Appointment	Mayor
Linda A Dougherty	Continuing Appointment	Mayor
Christopher Koczwar	Continuing Appointment	Mayor
Dr. Joseph Loduca	Continuing Appointment	Mayor
Jean T Lopez	Continuing Appointment	Mayor
Terrence R McGlynn	Continuing Appointment	Mayor
Armon R Schmidt	Continuing Appointment	Mayor
Vacancy		Mayor

Name	SOUTHWEST HOME EQUITY COMMISSION II
Function	To administer the Southwest Guaranteed Home Equity Program, a program established to guarantee the property value of the homes of participating members.
Composition	Mayoral Appointments:9 Ex Officio Members:0 Other:0
City Council Approval	Required for Mayoral Appointments
Legal Authority	65 ILCS 95/4
Term	3 Years
Department/Agency Liaison	Southwest Guaranteed Home Equity Program

Member Name	Term Expires	Appointed By
Lionel F Alonzo	Continuing Appointment	Mayor
Sharon K Green	06/28/2012	Mayor
Mazonne M Jackson	Continuing Appointment	Mayor
Opal C Malcolm	Continuing Appointment	Mayor
Jacquelyn Price Ward	06/28/2013	Mayor
Sylvia B Washington	06/28/2012	Mayor
Vacancy		Mayor
Vacancy		Mayor
Vacancy		Mayor

Name	ILLINOIS SPORTS FACILITIES AUTHORITY BOARD
Function	To determine the location, acquire land, and contract for construction of any new sports facility in the Chicago metropolitan area; remodel or repair existing facilities; and regulate the use and operation of all facilities.
Composition	Mayoral Appointments:3 Ex Officio Members:0 Other:4
City Council Approval	Not Required
Legal Authority	70 ILCS 3205/4
Term	3 Years
Department/Agency Liaison	Illinois Sports Facilities Authority

Member Name	Term Expires	Appointed By
Alvin Boutte, Jr	07/01/2011	Mayor
Joan M Etten	Continuing Appointment	Other
John T McCarthy	Continuing Appointment	Other
William R Power	07/01/2013	Mayor
Timothy Ray	Continuing Appointment	Other
James R Thompson	Continuing Appointment	Other
Peter Q Thompson	07/01/2012	Mayor

Name	COMMITTEE ON STANDARDS AND TESTS
Function	To insure public safety and ascertain the suitability of materials not permitted by code provisions.
Composition	Mayoral Appointments:8 Ex Officio Members:3 Other:0
City Council Approval	Not Required
Legal Authority	Municipal Code of Chicago, Section 13-16-010
Term	Not Specified
Department/Agency Liaison	Department of Buildings

Member Name	Term Expires	Appointed By
Roula Alakiotou	No Expiration Date	Mayor
Nicholas A Bilandic	No Expiration Date	Mayor
Ian R Chin	No Expiration Date	Mayor
Robert Fahlstrom	No Expiration Date	Ex Officio
Hem C Gupta	No Expiration Date	Mayor
John Javorka	No Expiration Date	Mayor
Anthony B McGuire	No Expiration Date	Mayor
Richard Monocchio	No Expiration Date	Ex Officio
Lamarr Reid	No Expiration Date	Mayor
Duane L Sohl	No Expiration Date	Mayor
Honorable Bernard L Stone	No Expiration Date	Ex Officio

Name	STREETSCAPE ADVISORY COMMITTEE
Function	To provide design review and feedback for streetscape projects.
Composition	Mayoral Appointments: Not Specified Ex Officio Members:9 Other:0
City Council Approval	Not Required
Term	2 Years
Department/Agency Liaison	Department of Environment

Member Name	Term Expires	Appointed By
Janet Attarian	No Expiration Date	Ex Officio
Payton Chung	12/31/2011	Mayor
Marcus De La Fleur	12/31/2011	Mayor
Chris Gent	No Expiration Date	Ex Officio
Kiersten Grove	No Expiration Date	Ex Officio
George Halik	12/31/2011	Mayor
Benet Haller	No Expiration Date	Ex Officio
John Lough	No Expiration Date	Ex Officio
Kenneth Martin	No Expiration Date	Ex Officio
Scott Mehaffey	No Expiration Date	Ex Officio
Victor Moore	Continuing Appointment	Mayor
Pete Mulvaney	No Expiration Date	Ex Officio
Karl Peet	12/31/2011	Mayor
Julia Plumb	Continuing Appointment	Mayor
Mohammed (Mike) Rashed	No Expiration Date	Ex Officio
Rick Wanner	12/31/2011	Mayor
Jeff Wickenkamp	Continuing Appointment	Mayor

Name	MAYOR'S COUNCIL OF TECHNOLOGY ADVISORS
Function	To promote growth in our technology sectors and bring the benefits of advancing technology to all Chicagoans.
Composition	Mayoral Appointments: Not Specified Ex Officio Members:1 Other:0
City Council Approval	Not Required
Term	3 Years
Department/Agency Liaison	Department of Innovation and Technology

Member Name	Term Expires	Appointed By
John Aiello	08/31/2011	Mayor
Rita Athas	08/31/2011	Mayor
David Baker	08/31/2011	Mayor
Pamela O Blackwell	08/31/2011	Mayor
Robert A Blackwell, Jr	08/31/2011	Mayor
Gila Bronner	08/31/2011	Mayor
George Burciaga	08/31/2011	Mayor
Gloria J Castillo	08/31/2011	Mayor
Alison L Chung	08/31/2011	Mayor
Lori Clark	08/31/2011	Mayor
Marian Cook	08/31/2011	Mayor
Baljit Dail	08/31/2011	Mayor
Jason DeHaan	No Expiration Date	Ex Officio
John H Dozier	08/31/2011	Mayor
Chris Gladwin	08/31/2011	Mayor
Keith Halbert	08/31/2011	Mayor
Daniel M Hamburger	08/31/2011	Mayor
Barney Harford	08/31/2011	Mayor
Brian Hedberg	08/31/2011	Mayor
Dan Hill	08/31/2011	Mayor
John Hinshaw	08/31/2011	Mayor
Cheryle R Jackson	08/31/2011	Mayor
Kaarina Koskenalusta	08/31/2011	Mayor
Michael C Krauss	08/31/2011	Mayor
John Larson	08/31/2011	Mayor
Stefanie Lenway	08/31/2011	Mayor

Nicole Loftus	08/31/2011	Mayor
Susan Malisch	08/31/2011	Mayor
Joel Mambretti	08/31/2011	Mayor
Terry Mazany	08/31/2011	Mayor
Robert McClung	08/31/2011	Mayor
Jim O'Connor	08/31/2011	Mayor
Robert M Okabe	08/31/2011	Mayor
Raymond Oral	08/31/2011	Mayor
Christine Raguso	08/31/2011	Mayor
Mark A Ratner	08/31/2011	Mayor
Gerald J Roper	08/31/2011	Mayor
Robert Rosenberg	08/31/2011	Mayor
Orlando Saez	08/31/2011	Mayor
Jai Shekhawat	08/31/2011	Mayor
Connie Shoemake	08/31/2011	Mayor
Juergen Stark	08/31/2011	Mayor
Julia Stasch	08/31/2011	Mayor
Shelley Stern	08/31/2011	Mayor
Arshele Stevens	08/31/2011	Mayor
Karenann Terrell	08/31/2011	Mayor
Genevieve Thiers	08/31/2011	Mayor
Glen Tullman	08/31/2011	Mayor
Howard Tullman	08/31/2011	Mayor
Jeanine Wasielewski	08/31/2011	Mayor
David M Weinstein	08/31/2011	Mayor
Kevin Willer	08/31/2011	Mayor
Timothy Zoph	08/31/2011	Mayor

Name	CHICAGO TRANSIT BOARD
Function	To govern and administer the Chicago Transit Authority.
Composition	Mayoral Appointments:4 Ex Officio Members:0 Other:3
City Council Approval	Required for Mayoral Appointments
Legal Authority	70 ILCS 3605/20
Term	7 Years
Department/Agency Liaison	Chicago Transit Authority

Member Name	Term Expires	Appointed By
John Bouman	09/01/2011	Other
Henry T Chandler, Jr	09/01/2014	Mayor
Jacquelyne D Grimshaw	09/01/2014	Other
Katie McClain	09/01/2016	Other
Terry Peterson	09/01/2013	Mayor
Rev. Charles E Robinson	09/01/2014	Mayor
Alejandro Silva	09/01/2015	Mayor

Name	CHICAGO COMMITTEE ON URBAN OPPORTUNITY
Function	To advise the Department of Family and Support Services on the use of the Community Services Block Grant and on the implementation of the Head Start Program.
Composition	Mayoral Appointments:21 Ex Officio Members:1 Other:0
City Council Approval	Not Required
Legal Authority	Municipal Code of Chicago, Section 2-148-010
Term	5 Years
Department/Agency Liaison	Department of Family and Support Services

Member Name	Term Expires	Appointed By
Joseph A Antolin	01/01/2013	Mayor
Rev. Robert Belfort	01/01/2013	Mayor
Lisa Boulden-Williams	Continuing Appointment	Mayor
Anthony A Cole	Continuing Appointment	Mayor
Honorable Barbara F Currie	No Expiration Date	Mayor
Honorable Richard M Daley	No Expiration Date	Ex Officio
Honorable William Delgado	No Expiration Date	Mayor
Sylvia M Ewing	01/01/2013	Mayor
Honorable Mary E Flowers	No Expiration Date	Mayor
Judith M Gall	01/01/2013	Mayor
Henry D McGhee, Jr	01/01/2013	Mayor
Honorable Susanna Mendoza	No Expiration Date	Mayor
Honorable Harry Osterman	No Expiration Date	Mayor
Claude A Robinson, Jr	01/01/2013	Mayor
Marvin Sykes	01/01/2013	Mayor
Honorable Latasha R Thomas	No Expiration Date	Mayor
Rev. Bruce Wellems	Continuing Appointment	Mayor
Honorable Jesse C White	No Expiration Date	Mayor
David E Whittaker	01/01/2013	Mayor
Lisa Y Wilson	01/01/2013	Mayor

Name	CHICAGO WORKFORCE INVESTMENT BOARD
Function	To plan workforce related policies and programs funded by the federal Workforce Investment Act.
Composition	Mayoral Appointments:Not Specified Ex Officio Members:0 Other:0
City Council Approval	Not Required
Legal Authority	Workforce Investment Act (WIA) OF 1998
Term	3 Years
Department/Agency Liaison	Chicago Workforce Investment Council

Member Name	Term Expires	Appointed By
Rita Athas	Continuing Appointment	Mayor
Tom Balanoff	Continuing Appointment	Mayor
Peggi Boyd	Continuing Appointment	Mayor
Mary Ellen Caron	Continuing Appointment	Mayor
Nancy J Clawson	Continuing Appointment	Mayor
Caroline Sanchez Crozier	Continuing Appointment	Mayor
Stan Deans	Continuing Appointment	Mayor
Almeda E Dunn	Continuing Appointment	Mayor
Albert M Friedman	Continuing Appointment	Mayor
Dr. Harold Goldmeier	Continuing Appointment	Mayor
Marc J Gordon	Continuing Appointment	Mayor
Craig Huffman	Continuing Appointment	Mayor
Ralph V Hughes	Continuing Appointment	Mayor
Cheryl Hyman	Continuing Appointment	Mayor
Jeffrey Isaacson	Continuing Appointment	Mayor
Grace Jenkins	Continuing Appointment	Mayor
Mary Anne Kelly	Continuing Appointment	Mayor
Robert F Kilbury	Continuing Appointment	Mayor
Anne Ladky	Continuing Appointment	Mayor
Jimmy M Lago	Continuing Appointment	Mayor
Tom Livingston	Continuing Appointment	Mayor
Dean Manheimer	Continuing Appointment	Mayor
Bryan Mason	Continuing Appointment	Mayor
Terry Mazany	Continuing Appointment	Mayor

Andrew J Mooney	Continuing Appointment	Mayor
Mark Newton	Continuing Appointment	Mayor
Paul O'Connor	Continuing Appointment	Mayor
Maureen O'Donnell	Continuing Appointment	Mayor
Sheila O'Grady	Continuing Appointment	Mayor
Raymond Orozco	Continuing Appointment	Mayor
Gregory Polman	Continuing Appointment	Mayor
Jorge Ramirez	Continuing Appointment	Mayor
Gerald J Roper	Continuing Appointment	Mayor
Michelle Saddler	Continuing Appointment	Mayor
Russell C Salzman	Continuing Appointment	Mayor
Lorenda T Sanchez	Continuing Appointment	Mayor
Marc S Schulman	Continuing Appointment	Mayor

Name	CHICAGO WORKFORCE INVESTMENT COUNCIL
Function	To create and implement a strategic vision for a workforce development system within the City
Composition	Mayoral Appointments:12 Ex Officio Members:7 Other:0
City Council Approval	Not Required
Legal Authority	Established in July 2009 per Articles of Incorporation
Term	
Department/Agency Liaison	Chicago Workforce Investment Council

Member Name	Term Expires	Appointed By
Anthony Anderson	No Expiration Date	Mayor
Rita Athas	No Expiration Date	Ex Officio
Mary Ellen Caron	No Expiration Date	Ex Officio
Gloria J Castillo	08/01/2011	Mayor
Frank Clark	08/01/2011	Mayor
Honorable Richard M Daley	No Expiration Date	Ex Officio
Dr. Larry Goodman	Continuing Appointment	Mayor
Daniel M Hamburger	Continuing Appointment	Mayor
Cheryl Hyman	No Expiration Date	Ex Officio
Cheryle R Jackson	Continuing Appointment	Mayor
Anne Ladky	Continuing Appointment	Mayor
Nicole Loftus	08/01/2011	Mayor
James W Mabie	No Expiration Date	Mayor
Katrina Markoff	No Expiration Date	Mayor
Terry Mazany	No Expiration Date	Ex Officio
Andrew Mooney	No Expiration Date	Ex Officio
Michael H Moskow	08/01/2011	Mayor
Paul O'Connor	No Expiration Date	Ex Officio
Raul I Raymundo	Continuing Appointment	Mayor
Mary B Richardson-Lowry	No Expiration Date	Mayor

Name	WORLD BUSINESS CHICAGO
Function	To facilitate and coordinate the business attraction, retention and expansion efforts for the City of Chicago.
Composition	Mayoral Appointments:Not Specified Ex Officio Members:1 Other:0
City Council Approval	Not Required
Legal Authority	Established in 1998 per grant agreement
Term	Not specified
Department/Agency Liaison	World Business Chicago

Member Name	Term Expires	Appointed By
James Bell	No Expiration Date	Mayor
Gregory Q Brown	No Expiration Date	Mayor
Debra A Cafaro	No Expiration Date	Mayor
Honorable Richard M Daley	No Expiration Date	Ex Officio
Debra DeHaas	No Expiration Date	Mayor
Craig J Duchossois	No Expiration Date	Mayor
Terrence A Duffy	No Expiration Date	Mayor
George Farr	No Expiration Date	Mayor
Daniel M Hamburger	No Expiration Date	Mayor
Mellody L Hobson	No Expiration Date	Mayor
Paul A Laudicina	No Expiration Date	Mayor
Michael H Moskow	No Expiration Date	Mayor
Thomas F Motamed	No Expiration Date	Mayor
Michael D O'Halleran	No Expiration Date	Mayor
John W Rowe	No Expiration Date	Mayor
James Skogsbergh	No Expiration Date	Mayor
Glenn F Tilton	No Expiration Date	Mayor
William Wrigley, Jr	No Expiration Date	Mayor

Name	ZONING BOARD OF APPEALS
Function	To hear appeals of decisions by the Zoning Administrator.
Composition	Mayoral Appointments:5 Ex Officio Members:0 Other:0
City Council Approval	Required for Mayoral Appointments
Legal Authority	Municipal Code of Chicago, Section 2-116-010-210 and Zoning Code, Section 17-14-0300
Term	5 Years
Department/Agency Liaison	Department of Housing and Economic Development

Member Name	Term Expires	Appointed By
Lori T Healey	07/01/2014	Mayor
Demetri Konstantelos	Continuing Appointment	Mayor
Geraldine M McCabe-Miele	07/01/2011	Mayor
Jonathan T Swain	07/01/2015	Mayor
Vacancy		Mayor

